

FISCAL YEAR 2009 / 2010
ADOPTED ANNUAL BUDGET, FIVE-YEAR FINANCIAL PLAN,
AND
CAPITAL IMPROVEMENT PROGRAM

LEON COUNTY BOARD OF COUNTY COMMISSIONERS



(From left to right) District 1 Commissioner *Bill Proctor*, At-Large Commissioner *Cliff Thael*, At-Large Commissioner *Akin Akinyemi*, District 4 Commissioner **Chairman** *Bryan Desloge*, District 5 Commissioner **Vice-Chairman** *Bob Rackleff*, District 2 Commissioner *Jane G. Sauls*, and District 3 Commissioner *John Dailey*

Leon County Courthouse
301 South Monroe Street, 5th Floor
Tallahassee, Florida 32301
Phone Number: 850-606-5302
Fax: 850-606-5303

www.leoncountyfl.gov

About the Leon County Board of County Commissioners...

Bryan Desloge, Chairman, District 4:

Commissioner Desloge was elected to the Board in November 2006. As a business owner, Commissioner Desloge knows the importance of the economic viability of an organization and, as a Tallahassee native, he is highly knowledgeable of the issues facing Leon County. He has worked to improve relations with the City and State to cooperatively identify funding sources and options to address the ongoing issues facing our community. His priorities include, but are not limited to: enhancing economic development; securing regional economic stimulus funds; continuing enhancements for Fire and Emergency Services to improve public safety; and working in partnership with the City to enhance our fire, emergency services and growth management operations, administration and codes.

Bob Rackleff, Vice-Chairman, District 5:

Commissioner Rackleff is serving his third term as a member of the County Commission, beginning his first term in November 1998. He has shown leadership through promotion of neighborhood preservation, responsible growth, urban infill, pedestrian and transit-friendly transportation planning, support for essential human services, and his personal volunteerism in the aftermath of Hurricane Katrina. Commissioner Rackleff received the President's Call to Service Award in June 2006 in recognition of the many hours he spent in the New Orleans gulf coast following the disaster and his commitment to the restoration effort.

William C. "Bill" Proctor, Jr., District 1:

Commissioner Proctor was elected to the Leon County Board of County Commissioners in 1996 and represents the citizens of Leon County in District 1. He served as Chairman of the Board in 2006. His priorities as the District 1 Commissioner are affordable housing, quality healthcare, and education. He has served on several community advisory boards and has received numerous awards and recognitions for public service.

Jane G. Sauls, District 2:

Commissioner Sauls is a sixth generation Leon County resident, and represents the citizens in District 2, which are the West and Southwest areas of Leon County. She was first elected in 1996, re-elected to the Board in 2000, 2004, and 2008. She has served as the Board's Chairman numerous times during her tenure as a Leon County Commissioner - in 1999/2000, 2003/2004, and 2007/2008. Commissioner Sauls has been in public service her entire professional career, working for the Clerk of the Circuit Court's Office for 32 years, including Clerk of the Statewide Grand Jury, and several years in the State Attorney's Office. Commissioner Sauls is the first Leon County Commissioner to complete the Florida Association of Counties' certification course and their advanced leadership program.

John E. Dailey, District 3:

Commissioner Dailey was elected to the Board in November 2006 and serves the citizens of District 3. Commissioner Dailey began his professional career in 2001 at the Florida League of Cities where he worked on legislative and regulatory issues involving local governance. He has worked for the National League of Cities in Washington, DC, where he gained a comprehensive understanding of the issues facing local governments; issues as diverse as economic development and community redevelopment to criminal justice and public safety.

Cliff Thaeff, At-Large:

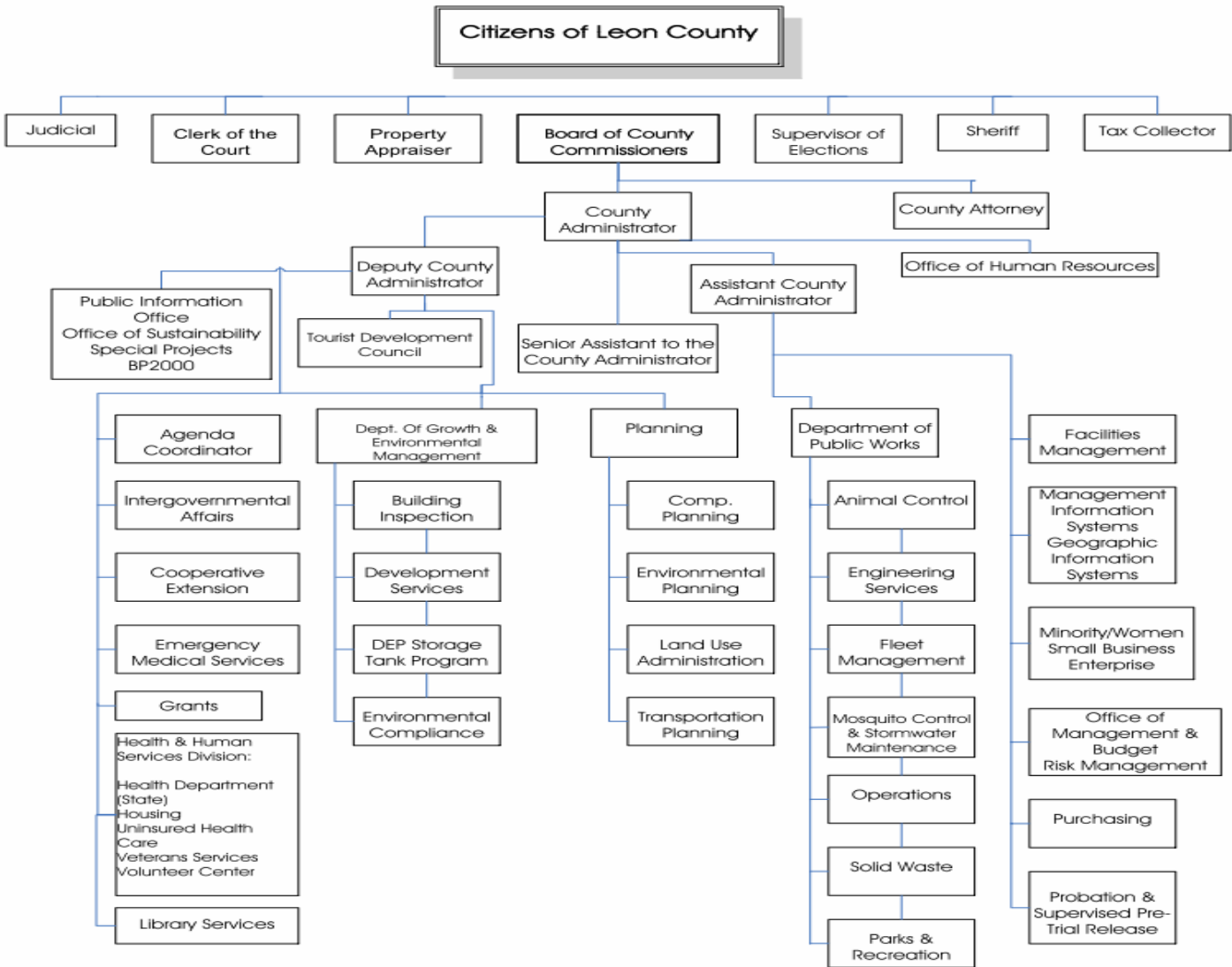
Commissioner Thaeff was first elected to the County Commission in 1994 and is today the Board's longest-serving member. His priorities as your county commissioner include: neighborhood protection, sustainability, preservation of natural heritage, respect for diversity and individual freedom, and development of our local business climate. Commissioner Thaeff also takes pride in constituent service and values citizen input on the issues that face our community.

Akin Akinyemi, At-Large:

Commissioner Akin Akinyemi has been a member of the Leon County community for over 20 years. He is a graduate of Florida A&M University's School of Architecture, currently serves as President/CEO of Akin & Associates Architects, Inc., a local Architecture and Design firm, and he holds Bachelor's degrees in both Environmental Design and Housing Development. Commissioner Akinyemi believes that we are truly fortunate to live among people who demonstrate a spirit of community and a desire to make our County a better place to live. His election to the County Commission At-Large seat in 2008 affords him the opportunity to serve all residents of our great County.

Note: (Profiles were submitted by each Commission Office.)

Leon County Government Fiscal Year 2010 Budget



LEON COUNTY, FLORIDA

Leon County is approximately 702 square miles. It has a population of approximately 272,896 people, with 96,467 living in the unincorporated area of the County and 176,429 living within the city limits.

Leon County is a political subdivision of the State of Florida and is guided by an elected seven-member Board of County Commissioners. Five members of the Board are elected to serve specific districts and two members are elected at-large. The members of the Board also select a chairperson each year. Florida Statutes, Chapter 125 establishes the powers and duties of the County Commission and the County Administrator. The County became a charter government effective November 12, 2002, with the passage of a referendum by Leon County voters. A Home Rule Charter gives citizens the power to shape their government to meet their unique and changing needs through a local constitution.

The County Administrator is appointed by the Board of County Commissioners and is responsible for carrying out the directives and policies of the Board. The County Administrator is also responsible for the management and supervision of all functions and personnel under the Board of County Commissioners.

Leon County has five Constitutional Officers, which includes the Clerk of the Court, the Property Appraiser, the Sheriff, the Supervisor of Elections, and the Tax Collector. Constitutional Officers are elected to administer a specific function of County government and are directly accountable to the public. Other elected officials of Leon County include the Judiciary, State Attorney, and Public Defender.

The Board of County Commissioners is obligated to fund the operating budget of elected officials partly or in whole. Leon County also has a number of appointed Boards and Committees that serve in an advisory capacity to the Board of County Commissioners. In addition, the Board appoints a number of committees that serve as quasi-legislative bodies.



The Government Finance Officers Association of the United States and Canada (GFOA) presented a Distinguished Budget Presentation Award to **Leon County, Florida** for its annual budget for the fiscal year beginning **October 1, 2008**.

In order to receive this award, a governmental unit must publish a budget document that meets program criteria as a policy document, as an operations guide, as a financial plan, and as a communication device.

This award is valid for a period of one year only. We believe our current budget continues to conform to the program requirements, and we will be submitting our budget to GFOA to determine its eligibility for another award.

On behalf of the County Administrator as adopted by the Board, the Office of Management & Budget provided the County's Operating Budget, Capital Improvement Program, and the Budget in Brief on the Internet for better accessibility to the public and received the Government Finance Officers Association award for the 18th consecutive year.

**Leon County Government
Fiscal Year 2010 Budget**

PREPARED BY:

**Leon County
Board of County Commissioners**

Parwez Alam
County Administrator

Vincent Long
Deputy County Administrator

Alan Rosenzweig
Assistant County Administrator

Office of Management & Budget

Scott Ross
Budget Manager

Felisa Barnes
Senior Management & Budget Analyst

Cristina Long
Senior Management & Budget Analyst

Roshaunda Bradley
Management & Budget Analyst

Timothy Carlson
Management & Budget Analyst

April Taylor
Management & Budget Technician

The Leon County Office of Management & Budget (OMB) received a Certificate of Recognition for Budget Preparation from the Governmental Finance Officers Association (GFOA). The award represents a significant achievement by OMB.

The purpose of the GFOA is to enhance and promote the professional management of governments for public benefit by identifying and developing financial policies and practices and promoting them through education, training, and leadership. The association has more than 17,000 members throughout North America.



The front cover of the Fiscal Year 2009 / 2010 Annual Operating & Capital Improvement Program budget book depicts the Leon County Miccosukee Canopy Road. The inset photos depict several Leon County canopy roads. Leon County has eight canopy roads: Centerville Road/Moccasin Gap Road, Meridian Road, Miccosukee Road, Old Bainbridge Road, Old Centerville Road, Old St. Augustine Road, Pisgah Church Road, Sunny Hill Road.

The Public Information Office designed the front cover layout. Mr. Stanley (Stan) Johnson, Public Information Specialist, took the cover and inset tab photographs.



Leon County

Board of County Commissioners

301 South Monroe Street, Tallahassee, Florida 32301
(850) 606-5302 www.leoncountyfl.gov

Commissioners

BILL PROCTOR

District 1

JANE G. SAULS

District 2

JOHN DAILEY

District 3

BRYAN DESLOGE

District 4

BOB RACKLEFF

District 5

CLIFF THAELL

At-Large

AKIN AKINYEMI

At-Large

PARWEZ ALAM

County Administrator

HERBERT W.A. THIELE

County Attorney

October 5, 2009

Members of the Board of County Commissioners

Leon County Courthouse

Tallahassee, Florida 32301

Honorable Chairman and Commissioners:

I am pleased to present the adopted FY 2009/2010 budget. The budget of \$247,165,925 represents a \$20.2 million decrease (7.6%) from last fiscal year. Since FY 2007/2008, the Board has reduced the budget by \$37.5 million or 13%.

The preparation of the budget involved dealing with a number of constraints caused largely by the current recession economy. These entail a drop in property valuations by \$1 billion, a decline in state shared sales tax and gas tax resources, and an uncertainty regarding when the economy will rebound to pre-recession levels. County, Constitutional, and Judicial staffs worked together to see where resources could be reduced while still maintaining the quality services that citizens require.

Major highlights of the budget include:

- Providing property tax relief to our citizens. Overall, property tax collections for next year will be \$8.8 million less than last year
- A \$2.6 million reduction in state shared sales taxes
- Maintaining appropriate levels of reserves, while utilizing fund balances to support one time capital projects
- No raises for employees including the Constitutional Officers' employees
- Maintaining the current level of health insurance benefits for employees
- A reduction of 33 positions; no employees will be laid off, as a result of the hiring freeze

Community Investments

Economic Development and Local Economic Stimulus Capital Funding

The Board continues to provide additional funding to improve the economic environment in the community by investing in local infrastructure improvements such as roadways and stormwater systems. Including projected capital carry forward funding, total capital funding for FY 2009/2010 is \$97.7 million. This includes project funding for transportation (\$24 million), stormwater improvements (\$16.1 million), general government (\$11.3 million), solid waste (\$1.5 million), culture and recreation (\$18.3 million) and health and safety (\$26.5 million).

Beginning with the Board retreat in December 2008, and continuing through the FY 2009/2010 budget development process, the Board has continually looked for ways to stimulate the local economy through capital funding to ameliorate the effects of the current recession. Though not impacted as severely as other parts of Florida or the nation, Leon County has experienced the impacts of the recession. Specifically, the local construction industry has felt the results of the downturn. The benefits of accelerating capital funding are two fold: one, it provides immediate opportunity for construction job creation/maintenance and two, the current competitive nature of the market is offering reduced pricing for the taxpayer.

Additionally, the County has committed \$23.2 million to the Public Safety Complex that will house joint dispatch, the County's Emergency Operations Center (EOC), the State's Regional Traffic Management Center and the headquarters for the functionally consolidated Fire/EMS Department. After including additional funding from the City and State, the total project will put \$45 million into the local economy.

Furthermore, instead of waiting for the adoption of the FY 2009/2010 budget, the Board, ratified actions taken at the June budget workshop and authorized moving forward immediately with a \$14.3 million local stimulus package that included the following capital projects:

- The purchase and reuse of the Huntington Plaza Shopping Center for the purpose of expanding the Lake Jackson Branch Library
- The construction of the County's first LEED Certified Building – the new Southeast Branch Library, which will replace the 2,000 sq. ft. rental facility
- Expansions to the two most heavily used branch libraries – Northeast and B.L. Perry
- Funding to complete the improvements for Buck Lake Road

Based on an analysis performed through the Economic Development Council, that takes into consideration the local stimulus package and previously funded capital projects, the total construction job creation will be in excess 800 FTEs.

Staff and the Board have been actively involved in the monitoring of the American Recovery and Reinvestment Act (ARRA) of 2009. Over the past several months, the County has taken the lead in an effort to coordinate regional partners in identifying possible projects for funding consideration. On April 21, 2009, the Board accepted a status report on the ARRA that included providing additional funding for lobbying efforts to gain grant funding. Through the Florida Department of Transportation (FDOT), Leon County, including the CRTPA and Tallahassee, has received \$9.9 million in direct stimulus transportation funding.

State and Federal agencies are now beginning to finalize the application process, eligibility requirements and deadlines for many of the other funding opportunities. To best position the County to receive additional funding, the Board established a \$3.5 million matching account. The appropriation of these funds will strengthen the Board's standing when trying to leverage state and federal funds.

Community Service Level Enhancements

Fire/EMS

The budget reflects the first full year of the new functionally consolidated Fire/EMS operation with the City of Tallahassee. Through this effort, the unincorporated area will see an increased level of service by having one additional fire fighter located at each of the rural stations – this is a 50% increase over the current staffing levels. In addition, with the joint dispatch effort the overall efficiency of service delivery will be improved. To support this, the budget includes the imposition of a fire services fee in the unincorporated area.

- The fee is based on proximity to fire stations and results in two distinct categories: Zone 1 \$179 and Zone 2 \$161 per single family residential
- For non-residential, the rates are based on square footage in the following categories: commercial, industrial/warehouse, and non-government institution. Depending upon size and zone, the rate ranges from \$27 to \$37,912. At the June 9, 2009 workshop, the Board was provided actual rates for all unincorporated non-residential properties.
- Places of worship associated with religious institutions will be exempt.
- The School Board will be charged \$163,699 for the unincorporated area (note: the charge for the schools within the City is estimated at \$613,871).
- The total revenue to be generated through the unincorporated area is \$6.8 million.
- The fee provides funding to support the Volunteer Fire Departments.

The \$11.4 million decline in revenues noted earlier obliged the Board to evaluate alternative revenues. In addition to the Fire Services Fee, the Board considered a number of options:

- Increasing the solid waste or stormwater fees: Both of these fees are not adequate to cover the current cost of services. Neither fee has been raised in over a decade. Both of these operations are intended to operate as businesses with their fees fully supporting the program. The Board decided not to raise these fees and continued to budget general revenue to support these service areas (\$1.357 million for solid waste and \$3.1 million for stormwater).
- Imposition of an additional five cent gas tax: Currently, gas taxes do not support the County's transportation program, which subsequently receives \$2.32 million in general revenue support. Due to the current economic climate, the Board decided not the time to raise gas taxes.
- Raising the millage rate to offset the \$1 billion decline in property values countywide: The Board resolved that increasing the millage was not appropriate during this budget cycle.

Solid Waste

In January 2009, the County closed the Solid Waste Facility to the public for the disposal of Class III waste (generally waste not expected to produce leachate) and began contracting with a private vendor to recycle this waste stream. This change allowed the County to restructure landfill operations and eliminate seven positions at the solid waste facility for a savings of \$284,500. Furthermore, this effort will assist the County in reducing the amount of Class III waste disposed of at the solid waste facility, and expand the recycling and reuse of Class III waste.

Fiscal Constraints

Property Taxes

The adopted FY2009/2010 Budget includes the budget year and four planned years. Pursuant to Florida Statute, the Board adopts only the budget year and not the planned years. The out-years are provided for information only and are adjusted accordingly during the actual year of implementation.

The budget continues to provide property tax relief to our citizens. Overall, property tax collections for FY 2009/2010 will be \$8.8 million less than last year. These savings are a direct result of two factors: one, the Board maintaining the current combined millage rate of 8.35 (7.85 countywide and 0.50 Emergency Medical Services MSTU), and two, a decline in property values by \$1 billion. If property values continue to decline with no corresponding change in the millage rate, collections for the next cycle will also be reduced. The effect of these two variables on property tax collections will need to be deliberated by the Board during the development of the FY 2010/2011 budget.

The Board needs to consider that when property tax reform legislation passed last year, the legislature implemented various voting thresholds to address property tax collections. Under the law, the Board (on a simple majority 4-3 vote) can establish a millage rate that enables the collection equal to the prior year plus the growth in per capita income and new construction. The intent allows for the collection of additional revenue to address the normal increase in costs for operating government (e.g. raises, healthcare, retirement, and inflation). This process acknowledges that property values may not only decrease, but may increase over time. The focus therefore is not on the property value or the millage rate, but on the amount of property taxes being collected, and how much is necessary to fund the operations of government. Higher voting thresholds allow for greater property tax collections, which could be utilized to support different levels of service or to offset other revenue declines.

Out-year budgets from FY 2011/2012 reflect property tax collections growing at a nominal amount consistent with per capita income growth and new construction. Based on this assumption, it will take three years until collections equal FY 2008/2009 levels.

Again, the projection is focused on the amount of tax collection needed to fund County operations and not on the millage rate. Under the newly established property tax laws, the millage rate is now a variable used with property values to determine the level of property tax required to fund operations. An increase in the millage rate no longer equates to an increase in property taxes. In fact, the Board could have levied a half a mill (0.5) rate increase to 8.35, and still provided property tax relief.

Out-year budgets contemplate the usage of fund balance; however, it is either a small amount (approximately \$500,000) or it is associated with unique funding needs (i.e. spike in election cycle spending every four years).

Building Inspection and Growth and Environmental Management

Due to the recession, the Department of Growth and Environmental Management has seen a significant decline in revenue associated with building permit and development fees. To control costs in the department, a total of nine positions were eliminated from the budget; two in Building Inspection and seven in Growth Management. Combined, this produced savings

of \$544,686. Even with these savings, both Building Inspection and Growth Management utilized remaining fund balance to maintain service levels. If the recession continues through next year, the Board will need to contemplate further reductions for this Department or consider providing general revenue support. The Building Inspection fund has never received general revenue support, while generally half of Growth Management funding is provided by general revenue.

Long Term Outlook and Challenges

To recap, recent property tax reform and the constraints placed on levying property taxes placed unprecedented challenges to the Board. Last year the Board prioritized County services in an effort to determine future funding priorities. Subsequently, an economic recession developed, intensifying the challenges to fund necessary County services. The recession affected not only property taxes by lowering values but also statewide and local sales tax collections. Given these conditions, policy decisions will need to be made next year as it relates to additional budget reductions, increased revenues (or at in some cases maintaining current levels) and/or the use of fund balances.

The Board, over the past three budget cycles has taken prudent and decisive actions regarding the use of available resources to achieve the long-term goals of Leon County. Through an ongoing hiring freeze and a restructuring of the capital funding program in FY 2008, the Board has achieved stability in Leon County's ability to provide necessary services. By prioritizing services, and taking actions to limit costs with the advent of property tax reform, the Board also placed the community in a position to weather the current economic recession. Leon County has not added additional operating expenses, which has allowed the Board to provide adequate resources to established programs, without having to make drastic personnel reductions like other Florida local governments.

These efforts led to a favorable financial review of Leon County's investment rating. In May 2009, Fitch Ratings conducted a review of Leon County's financial status and in June issued a press releasing maintaining Leon County's (AA-) rating on outstanding capital improvement bonds. Fitch concluded that "The County's financial profile remains stable... and that debt levels are very low."

No employee layoffs have occurred in the past three years; however, over the past two years 61 FTEs, or more than 5% of the Board's total work force, have been eliminated from the budget. Through the hiring freeze, the County was able to create vacant positions, which saved salary dollars, and allowed the County flexibility in moving employees from program areas that were reduced or eliminated. The Board will not have this flexibility moving forward. Moreover, in the next fiscal year, the Board will have to review issues relating to employee performance raises and the increasing cost of health care and retirement.

Through the judicious use of fund balance, the Joint Dispatch project with the City of Tallahassee and the Sheriff's Office will come to fruition. The Board has funded the long-term capital budget to fund the mandatory and maintenance needs of the community infrastructure. Furthermore as discussed earlier, the Board has funded a local economic stimulus package to create jobs and ensure savings to the community with the benefit of currently low construction costs.

The Board has provided a long-term template to provide County services for years to come. In addition, the Board has directed that diversified revenue resources be explored and that the County work with the City to functionally consolidate similar services. This was achieved with the Fire/EMS merger and has started with Building Inspection and Growth Management functions.

In the near future, the Board will convene the first Citizen Charter Review Committee. This committee will review the Charter and reflect upon its strength and try to improve its weaknesses. This review and the subsequent citizens' vote concerning any modifications will set a path for future Commissions.

Also, the 2010 census will determine how some revenue resources are allocated by the state and federal governments. The Board created the 2010 Citizens Census Committee to ensure that all citizens are counted.

Conclusion

Detailed fiscal analysis of County funds and information regarding County Departments, Constitutional and Judicial Offices are provided in the following pages. In reviewing the details, one will see the specificity with regard to the actions taken by the Board at meetings, workshops and retreats.

Board actions over the past year have placed the community in a strong position to move forward. Future Commissions will have a strong base from which to continue to improve the community and the quality of life it provides to its citizens.

Sincerely,



Parwez Alam
County Administrator

Table of Contents

ADMINISTRATOR'S BUDGET MESSAGE	SECTION 1
TABLE OF CONTENTS	SECTION 2
READER'S GUIDE	SECTION 3
BUDGET SUMMARY/ANALYSIS	SECTION 4
Budget Overview	2
Community Economic Profile	23
Comparative Data	31
Financial Indicators	40
Revenues v. Expenditures	45
Positions	66
Summary of Fund Balance	71
Debt & Transfers	76
BUDGET BY FUND	SECTION 5
LEGISLATIVE/ADMINISTRATIVE	SECTION 6
County Commission	5
County Administration	16
County Attorney	18
Office of Management & Budget/Risk Management	22
Human Resources	27
PUBLIC SERVICES	SECTION 7
Tourist Development Council	5
Intergovernmental Affairs	12
Library Services	14
Cooperative Extension	20
Health & Human Services	25
Emergency Medical Services	44
Capital Regional Transportation Planning Agency	46
Planning Department	47
Office of Sustainability	49
GROWTH & ENVIRONMENTAL MANAGEMENT	SECTION 8
Support Services	5
Building Inspection	7
Environmental Compliance	9
Development Services	11
DEP Storage Tanks	13
MANAGEMENT SERVICES	SECTION 9
Support Services	5
County Probation/Pretrial	6
Facilities Management	11
Management Information Services	17
Minority/Women Small Business Enterprise	26
Purchasing	28

Table of Contents

PUBLIC WORKS	SECTION 10
Support Services	6
Operations	8
Mosquito Control	16
Animal Services	19
Engineering Services	23
Fleet Management	27
Parks & Recreation	29
Solid Waste	31
 CONSTITUTIONAL OFFICERS	 SECTION 11
Clerk of the Courts	5
Property Appraiser	9
Sheriff	11
Supervisor of Elections	22
Tax Collector	28
 JUDICIAL OFFICERS	 SECTION 12
Court Administration	5
State Attorney	10
Public Defender	16
Other Court-Related Programs	21
Guardian Ad Litem	32
 NON-OPERATING	 SECTION 13
 DEBT SERVICE	 SECTION 14
 CAPITAL IMPROVEMENT PROGRAM	 SECTION 15
Project Index	1
Summary	4
Culture & Recreation	16
General Government	34
Health & Safety	69
Solid Waste	83
Stormwater	92
Transportation	108
 APPENDIX	 SECTION 16
County Charter	2
Guiding Principles	8
County Policies & Ordinances	9
Budget Terminology	46
Statistical Summary	53
Budget Calendar	57
Budget Costs Summaries	59
Quick Reference Guide	128

Budget Process

The budget process is a formalized effort that involves collaboration and coordination among the respective County departments, the Office of Management and Budget, the County Administrator, the Constitutional and Judicial Officers, and the Leon County Board of County Commissioners. The end result is an annual operating budget, a five-year financial plan, and a capital improvement program for Leon County.

OPERATING AND CAPITAL BUDGET PLANNING

Board Priorities

For many years, the Board has conducted an annual retreat facilitated by the County Administrator for establishing the County's priorities for the following year. The Board discusses and deliberates numerous issues as a forum during the retreat. In December 2008, the Board held its annual retreat. This year the focus was setting priorities given the current economic uncertainty and a decline in revenues. The Board finalized its prioritization list, which consisted of the following: (1) Economic Development/Fairgrounds Redevelopment (*workforce issues*), (2) Climate Change and Sustainability, (3) Revenue Diversification, (4) Southern Strategy (*industrial zoning & green issues*), (5) Wakulla Springs Protection, (6) County-wide Stormwater Standards, (7) Functional Consolidation, (8) Fire/EMS Merger/Joint Dispatch, (9) Primary & Mental Health Care for Uninsured, and (10) Increasing Citizen Input.

Budget Planning

In early January, County departments/divisions assess program service level impacts and identify internal service needs for the budget year, through the Customer Service Request Matrix process. Similarly, the capital planning process provides for capital needs assessment and project identification by department/division staff. Both processes allow OMB and County Administration to provide financial analysis, evaluation and planning for capital projects, and operating budget impacts.

On February 26, 2009, the Board formally approved a budget calendar and preliminary policy guidance for the development of the Fiscal Year 2009/2010 budget.

OPERATING AND CAPITAL BUDGET DEVELOPMENT, REVIEW, ADOPTION AND ADMINISTRATION

Budget Development and Review

Each department, including the constitutional and the judicial officers are responsible for the development of their respective budget requests. The tentative budget requests are submitted to OMB during the months of February through April. During the months of May and June, all budgetary requests are analyzed, revenue estimates are updated, and a policy guidance workshop is held to enable staff to complete the tentative budget. While the capital improvement budget is also developed and reviewed during this time, it has a separate process.

Capital Improvement Program

The Capital Improvement Program (CIP) is a five-year plan for providing public physical improvements funds during a five-year planning period. The program delineates proposed capital projects to be undertaken, the year in which they will be started or acquired, the funding amount expected or required for the projects each year (including anticipated operating impacts), and the proposed method of financing each of these expenditures. Each year, OMB facilitates a process to formulate a capital improvement program and capital budget.

Budget Adoption

In the month of July, taxable property values are certified by the Property Appraiser and the County Administrator makes a formal presentation of his recommended tentative budget to the Board. During the month of September, the Board tentatively adopts the budget at the first of two public hearings, which allows for citizen input as required by Florida Statutes (FS) 129 & 200. As a result of feedback from citizens and/or Board actions, it may be necessary to modify the tentative budget prior to final adoption. At the final public hearing, the Board adopts the budget and millage rates by resolution.

Budgetary Structure

Chapter 129, Florida Statute requires local county government to adopt balanced budgets. The FY 2009/2010 Annual Budget for Leon County is balanced with the use of a variety of revenue sources, fund balances, and retained earnings from prior fiscal years.

Budget Amendment Request (BAR)

Budgetary control is maintained at the department level, with OMB providing support to each department. Departmental budgets can be amended according to the County's amending the budget policy (Policy No. 97-11). The County Administrator may authorize personnel services and operating expenditure budgets up to 10 percent of the total on an aggregate basis between programs with a \$50,000 cap and intrafund transfers up to \$250,000. All intrafund transfers greater than \$250,000, must be approved by a majority vote of the BOCC.

Reader's Guide to the Budget

The Leon County budget document is intended to provide information in such a manner that the lay reader can understand the operations of Leon County. The budget document is also intended to serve as a policy document, financial plan, and operating guide for county programs.

The Reader's Guide provides the basic budgeting information. This section is a layout of the budgeting process and what the budget document consists of as well as an explanation of forms that the reader will encounter while reading the budget document.

The following is a brief description of the information included in each section of this document.

BUDGET MESSAGE

This section includes the County Administrator's Message, which summarizes the recommendations made to the Board during the budget process and provides an overview for the implementation plan of Board policy. Additionally, this section summarizes the County's financial standings by its service area expenditures, its funding source revenues, as well as by program/department budgets.

BUDGET SUMMARY & ANALYSIS

This section includes a summary of the budget, analysis of trends, finances, staffing, and other analysis. The analysis of trends evaluates the community's economic profile and compares Leon County to like-sized and surrounding counties. The financial analysis examines the financial indicators and major revenues. It also provides an illustration of revenue and expenditures, and it categorizes expenditures by function and revenues by source. Other analysis examines the County's estimated fund balance, long-term debt structure, and schedule of transfers.

BUDGET BY FUND

This section details the County revenues and expenditures by discreet funds. Funds are presented in numeric order from Fund 001 (General Fund) to Fund 505 (Motor Pool).

BOARD OF COUNTY COMMISSIONERS

The Board of County Commissioners (BOCC) appointed the County Administrator to manage and supervise all County departments. The departments are as follows: Legislative/Administrative, Public Services, Growth & Environmental Management, Management Services, and Public Works.

The following information is included for each program/department area:

Goals, Objectives, Statutory Requirements, Advisory Board, Benchmarking, Performance Standards, and Notes.

ELECTED OFFICIALS

All elected officials, including the Board of County Commissioners administer a specific function of County government and are directly accountable to the public for its proper operation. The Board funds all or, in some cases, a portion of the operating budget of the other elected officials. The elected officials are as follows: *Constitutional Officers* (Clerk of the Court, Property Appraiser, Sheriff, Supervisor of Elections, and Tax Collector). *Judicial Officers* (Court Administration, Public Defender, and State Attorney's Office).

NON-OPERATING OR OTHER BUDGETS

This section summarizes the funding of county programs that are not unique to one department but generally benefit the entire community.

DEBT PROFILE

This section includes summary information on the County's debt status.

CAPITAL IMPROVEMENT PROGRAM

The Capital Improvement Program (CIP) represents a five-year plan designed to meet the capital improvement needs of Leon County. This section includes a summary and a five-year plan for capital projects by fund and functional type.

APPENDIX

This section includes important County documents, such as the County Charter Ordinance and County Policies that provide guidance and restrictions to the County's operation. It also provides an Acronym list that provides the reader with a collection of explanations of frequently-used budget terms and a Glossary that provides the reader with definitions of commonly used budget terms. A Statistical Summary of Leon County is featured along with a copy of the Budget Calendar. The budget cost summaries section is included, which provides detailed line item budgetary information for all County departments and divisions.

HOW TO READ BUDGET FORMS

Figure 1.1 - Department Organizational Chart

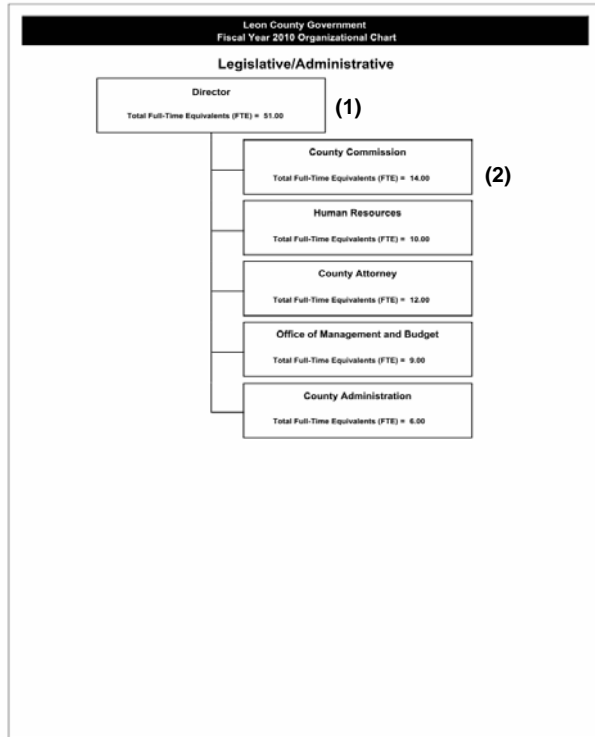


Figure 1.1 – Departmental Organizational Chart: Shows the organizational structure of each department at each of the reporting levels.

(1) Department Director Level - County staff is divided between four major service areas: Public Services, Growth & Environmental Management, Management Services, and Public Works. Each of these areas are under the direction of the Deputy County Administrator and the Assistant County Administrator.

(2) Division Director Level - Division Directors provide supervision to staff within the respected program area.

Figure 1.2 - Department Introduction

Leon County Government
Fiscal Year 2010 Executive Summary

Legislative/Administrative

Executive Summary (3)

FY2010 Annual Budget is comprised of the Board of County Commissioners, County Administration, the County Attorney's Office, the Office of Management & Budget, Human Resources, and the Tourist Development Council.

The Board of County Commissioners provides leadership and direction to County departments and programs. County Administration facilitates the delivery of services consistent with priorities and policies established by the Board. The County Attorney provides legal services for the Board and all departments under the Board. The Office of Management & Budget provides financial management and guidance to the Board, County Administrator, and other departments. Human Resources provide services in the areas of recruitment, employment, benefits, compensation, workplace safety, and regulatory compliance. The Tourist Development Council, whose members are appointed by the Board, serves to promote Leon County as a tourist destination.

HIGHLIGHTS (4)

The Board of County Commissioners approved the Leon County's Guiding Principles for budgetary planning and fiscal responsibility. The Principles are listed in the Introduction Section of the budget book. Additionally, the Board reduced the tentative budget by more than \$10 million from \$294 million in FY09 to \$284 million in FY 2010.

County Administration will continue to provide leadership and direction to County employees. To facilitate the implementation of Board priorities and policies and to manage the operation of County functions to ensure the delivery of cost effective, customer responsive public services within the bounds of available resources. The County Administration function was reorganized to reduce personnel service costs.

The County Attorney's Office (CAO) provides legal counsel and drafting on ordinances, resolutions, contracts, and policies. The eminent domain function of the CAO was frozen for FY09 due to budget reductions associated with corresponding revenue reductions as a result of Amendment 1.

The Office of Management & Budget (OMB) developed a balanced Operating and Capital Improvement Program (CIP) budget. On behalf of the County Administrator, as adopted by the Board, OMB provided the County's Operating Budget, Capital Improvement Program, and Budget in Brief on the internet for better accessibility by the public, and received the Government Finance Officers Association of the US and Canada's Distinguished Budget Award for the 18th consecutive year.

Tourist Development Council (TDC) continues to enhance the local economy despite a decreasing visitors market impacted by inflation. Its tasks are to maximize the number, length of stay and economic impact of visitors to Leon County. In FY 2008, the TDC planned, funded, and produced the highly demanded Downtown Tallahassee Locator Map with the assistance of the Tallahassee/Leon County Planning Department. In addition, the TDC is developing a new strategic plan expected early next fiscal year.

Human Resources (HR) continues to provide recruitment, employment, benefits, compensation, and regulatory compliance services in order to attract and retain a highly talented, committed, and diverse Leon County workforce. The Board approved funding for the planning and implementation phase of a comprehensive wellness program to help employees develop healthy lifestyles.

Figure 1.2 - Department Introduction: Introduces the department and division, in addition to providing division highlights.

(3) Executive Summary - This section introduces the department, noting each division, and describing the primary purpose of the division in its delivery of services.

(4) Highlights - This section details the specific functions and service areas the division performs, including specific budget strategies or actions that were provided prior to or during the development of the budget.

**Leon County Government
Fiscal Year 2010 Budget**

Figure 1.3 - Department Budget Summary

Leon County Government Fiscal Year 2010 Budget						
Legislative/Administrative						
(5)	FY 2008 Actual	FY 2009 Adopted	FY 2010 Continuation	FY 2010 Issues	FY 2010 Budget	FY 2011 Budget
Budgetary Costs						
Personal Services	4,296,139	4,670,147	4,938,273	-	4,938,273	5,099,469
Operating	871,820	1,087,974	1,084,493	18,000	1,102,493	1,102,493
Capital Outlay	2,274	-	-	-	-	-
Total Budgetary Costs	5,170,233	5,758,121	6,022,766	18,000	6,040,766	6,191,962
Appropriations (6)						
County Commission	1,283,200	1,357,911	1,370,276	-	1,370,276	1,408,964
County Administration	543,428	877,210	817,832	-	817,832	842,438
County Attorney	1,560,783	1,548,437	1,760,877	-	1,760,877	1,738,247
Office of Management and Budget	893,043	930,877	990,778	-	990,778	1,015,427
Human Resources	889,889	1,045,886	1,083,003	18,000	1,101,003	1,128,886
Total Budget	5,170,233	5,758,121	6,022,766	18,000	6,040,766	6,191,962
Funding Sources (7)						
FY 2008 Actual	FY 2009 Adopted	FY 2010 Continuation	FY 2010 Issues	FY 2010 Budget	FY 2011 Budget	
001 General Fund	4,781,389	5,920,538	5,818,138	18,000	5,836,138	5,778,812
106 Transportation Trust	171,943	-	182,690	-	182,690	187,894
501 Insurance Service	216,894	237,587	241,938	-	241,938	245,455
Total Revenues	5,170,233	6,186,125	6,022,766	18,000	6,040,766	6,191,962
Staffing Summary (8)						
FY 2008 Actual	FY 2009 Adopted	FY 2010 Continuation	FY 2010 Issues	FY 2010 Budget	FY 2011 Budget	
County Administration	7.00	7.00	8.00	-	8.00	8.00
County Attorney	12.00	12.00	12.00	-	12.00	12.00
County Commission	14.00	14.00	14.00	-	14.00	14.00
Human Resources	10.00	10.00	10.00	-	10.00	10.00
Office of Management and Budget	9.00	9.00	9.00	-	9.00	9.00
Total Full-Time Equivalents (FTE)	49.00	52.00	51.00	-	51.00	51.00

Figure 1.3 - Department Summary:

Serves as a summary of the entire Department Budgetary Costs, Staffing Summary and Funding Sources report, which contains a summary of past, present and future financial, staffing, and funding information.

(5) Budgetary Costs - This section contains a summary of past, present, and future financial information related to personal services, operating expenses, capital outlay, and grants.

(6) Appropriations - This section represents a specific amount of funds that the Board has authorized.

(7) Funding Sources - This section contains a summary of the funding sources that provide resources directly to the department/program.

(8) Staffing Summary - This section serves as a summary of past, present, and future information related to department/program staffing.

Figure 1.4 - Division Summary

Leon County Government Fiscal Year 2010 Budget						
Public Services						
Library Services Summary						
(9)	FY 2008 Actual	FY 2009 Adopted	FY 2010 Continuation	FY 2010 Issues	FY 2010 Budget	FY 2011 Budget
Budgetary Costs						
Personal Services	4,628,628	5,034,304	5,361,072	-	5,361,072	5,533,269
Operating	680,001	789,876	779,966	0.582	780,548	806,932
Transportation	15,484	15,424	18,847	-	18,847	18,847
Capital Outlay	817,936	622,909	622,909	-	622,909	622,909
Total Budgetary Costs	5,942,049	6,462,159	6,782,390	0.582	6,791,972	7,011,552
Appropriations						
Lib - Policy, Planning, & Operations (001-240-571)	842,729	953,871	958,193	0.422	956,615	991,721
Library Collection Services (001-242-571)	730,783	654,378	892,496	-	892,496	906,506
Library Extension Services (001-243-571)	1,873,436	2,002,079	2,223,678	1.160	2,224,838	2,328,836
Library Public Services (001-241-571)	2,395,088	2,851,831	2,718,023	-	2,718,023	2,788,439
Total Budget	5,942,049	6,462,159	6,782,390	0.582	6,791,972	7,011,552
Funding Sources (10)						
FY 2008 Actual	FY 2009 Adopted	FY 2010 Continuation	FY 2010 Issues	FY 2010 Budget	FY 2011 Budget	
001 General Fund	5,942,049	6,462,159	6,782,390	0.582	6,791,972	7,011,552
Total Revenues	5,942,049	6,462,159	6,782,390	0.582	6,791,972	7,011,552
Staffing Summary (11)						
FY 2008 Actual	FY 2009 Adopted	FY 2010 Continuation	FY 2010 Issues	FY 2010 Budget	FY 2011 Budget	
Lib - Policy, Planning, & Operations (001-240-571)	7.50	7.50	7.50	-	7.50	7.50
Library Collection Services (001-242-571)	15.00	15.00	15.00	-	15.00	15.00
Library Extension Services (001-243-571)	50.50	45.00	45.00	-	45.00	45.00
Library Public Services (001-241-571)	42.70	42.20	42.20	-	42.20	42.20
Total Full-Time Equivalents (FTE)	115.70	109.70	109.70	-	109.70	109.70
OPS Staffing Summary						
FY 2008 Actual	FY 2009 Adopted	FY 2010 Continuation	FY 2010 Issues	FY 2010 Budget	FY 2011 Budget	
Library Public Services (001-241-571)	1.00	1.00	1.00	-	1.00	1.00
Total OPS Full-Time Equivalents (FTE)	1.00	1.00	1.00	-	1.00	1.00

Figure 1.4 - Division Summary:

Serves as a financial summary of the entire Division Budgetary Costs, Staffing Summary and Funding Sources report, which contains a summary of past, present and future financial, staffing, and funding information.

(9) Budgetary Costs - This section contains a summary of past, present, and future financial information related to personal services, operating expenses, capital outlay, and grants.

(10) Funding Sources - This section contains a summary of the funding sources that provide resources to this department/program.

(11) Staffing Summary - This section serves as a summary of past, present, and future information related to department/program staffing.

Figure 1.5 - Program Description

Leon County Government Fiscal Year 2010 Budget																															
Office of Management & Budget Organizational Code: 001-130-513																															
(12) Goals	The goal of the Office of Management & Budget (OMB) is to continuously enhance the quality of County services by optimizing the use of County financial resources through the effective provision of planning, policy analysis, budget development, budget implementation, and program evaluation services to benefit citizens, officials and staff.																														
(13) Objectives	1. Provide financial management assistance to the County Administrator and other departments. 2. Responsible for the development, monitoring, and control of the annual operating budget and capital improvement program. 3. Forecast and monitor County revenues. 4. Responsible for the County's annual Truth-in-Mileage (TRIM) process. 5. Conduct research and fiscal analysis for special projects as requested by the County Administrator and Board.																														
(14) Statutory Requirements	Florida Statute, Chapter 125 "County Government"; Florida Statute, Chapter 129 "County Annual Budget"; Florida Statute, Chapter 200 "Determination of Mileage"																														
(15) Advisory Board	Financial Investment Advisory Committee; Investment Oversight Committee; Blueprint 2000 Finance Committee																														
(16) Benchmarking	<table border="1"> <thead> <tr> <th>Benchmark Data</th> <th>Leon County</th> <th>Benchmark</th> </tr> </thead> <tbody> <tr> <td>Employees per 1,000 residents</td> <td>1.39,000</td> <td>1.30,000</td> </tr> </tbody> </table> <p>Benchmark source: Survey of comparable counties average size staff is 9.0, range of 4.0 to 14.0 FTEs; population ranges from 235,000 to 304,000</p>	Benchmark Data	Leon County	Benchmark	Employees per 1,000 residents	1.39,000	1.30,000																								
Benchmark Data	Leon County	Benchmark																													
Employees per 1,000 residents	1.39,000	1.30,000																													
(17) Performance Measures	<table border="1"> <thead> <tr> <th>Performance Measures</th> <th>FY2007 Actual</th> <th>FY2008 Actual</th> <th>FY2009 Estimate</th> <th>FY2010 Estimate</th> </tr> </thead> <tbody> <tr> <td>Meet all requirements of FL Statutes 129 and 200 Truth-in-Mileage (TRIM)</td> <td>Yes</td> <td>Yes</td> <td>Yes</td> <td>Yes</td> </tr> <tr> <td>Forecast actual major revenue source within 5% of the budget (actual collections are a % of budget)</td> <td>107.8%</td> <td>99%</td> <td>98%</td> <td>98%</td> </tr> <tr> <td>Process budget amendment requests within 2 business days of the next scheduled Board meeting (N/A as an estimate)</td> <td>100%</td> <td>99.5%</td> <td>100%</td> <td>99%</td> </tr> <tr> <td>Develop and post 2 semi-annual performance reports by May 30 and November 30</td> <td>2</td> <td>2</td> <td>2</td> <td>2</td> </tr> <tr> <td>Review all agenda items in less than 2 days 95% of the time</td> <td>95%</td> <td>96%</td> <td>96%</td> <td>97%</td> </tr> </tbody> </table>	Performance Measures	FY2007 Actual	FY2008 Actual	FY2009 Estimate	FY2010 Estimate	Meet all requirements of FL Statutes 129 and 200 Truth-in-Mileage (TRIM)	Yes	Yes	Yes	Yes	Forecast actual major revenue source within 5% of the budget (actual collections are a % of budget)	107.8%	99%	98%	98%	Process budget amendment requests within 2 business days of the next scheduled Board meeting (N/A as an estimate)	100%	99.5%	100%	99%	Develop and post 2 semi-annual performance reports by May 30 and November 30	2	2	2	2	Review all agenda items in less than 2 days 95% of the time	95%	96%	96%	97%
Performance Measures	FY2007 Actual	FY2008 Actual	FY2009 Estimate	FY2010 Estimate																											
Meet all requirements of FL Statutes 129 and 200 Truth-in-Mileage (TRIM)	Yes	Yes	Yes	Yes																											
Forecast actual major revenue source within 5% of the budget (actual collections are a % of budget)	107.8%	99%	98%	98%																											
Process budget amendment requests within 2 business days of the next scheduled Board meeting (N/A as an estimate)	100%	99.5%	100%	99%																											
Develop and post 2 semi-annual performance reports by May 30 and November 30	2	2	2	2																											
Review all agenda items in less than 2 days 95% of the time	95%	96%	96%	97%																											

Figure 1.5 – Program Description:

Describes the goals, objectives, statutory requirements, advisory boards, provide a list of benchmarks for the program, names several performance measures, and provides current year and out year notes. The data on this form illustrates the Division performance which indicates how efficiently and effectively services are projected to be provided.

(12) Goals – This section explains what is to be achieved as a result of the program's operation.

(13) Objectives – This section describes the activities that will attain the program's goals.

(14) Statutory Requirements – This section details the statutory and code reference that the divisions are charged to perform.

(15) Advisory Boards – This section lists the advisory boards the divisions are charged to staff or support.

(16) Benchmarks – Where applicable this section details division benchmarks against established tracked industry or institutional standards.

(17) Performance Measures – This section tracks the division actual assigned performance measures against target levels to see if the division is accomplishing its primary assigned objectives.

Figure 1.6 - Program Summary

Leon County Government Fiscal Year 2010 Budget																																																		
Legislative/Administrative Office of Management and Budget - Office of Management & Budget (001-130-513)																																																		
(18) Budgetary Costs	<table border="1"> <thead> <tr> <th></th> <th>FY 2008 Actual</th> <th>FY 2009 Adopted</th> <th>FY 2010 Continuation</th> <th>FY 2010 Issues</th> <th>FY 2010 Budget</th> <th>FY 2011 Budget</th> </tr> </thead> <tbody> <tr> <td>Personal Services</td> <td>635,501</td> <td>622,400</td> <td>678,245</td> <td>-</td> <td>678,245</td> <td>699,377</td> </tr> <tr> <td>Operating</td> <td>40,648</td> <td>70,890</td> <td>70,595</td> <td>-</td> <td>70,595</td> <td>70,595</td> </tr> <tr> <td>Total Budgetary Costs</td> <td>676,149</td> <td>693,290</td> <td>748,840</td> <td>-</td> <td>748,840</td> <td>769,972</td> </tr> </tbody> </table>		FY 2008 Actual	FY 2009 Adopted	FY 2010 Continuation	FY 2010 Issues	FY 2010 Budget	FY 2011 Budget	Personal Services	635,501	622,400	678,245	-	678,245	699,377	Operating	40,648	70,890	70,595	-	70,595	70,595	Total Budgetary Costs	676,149	693,290	748,840	-	748,840	769,972																					
	FY 2008 Actual	FY 2009 Adopted	FY 2010 Continuation	FY 2010 Issues	FY 2010 Budget	FY 2011 Budget																																												
Personal Services	635,501	622,400	678,245	-	678,245	699,377																																												
Operating	40,648	70,890	70,595	-	70,595	70,595																																												
Total Budgetary Costs	676,149	693,290	748,840	-	748,840	769,972																																												
(19) Funding Sources	<table border="1"> <thead> <tr> <th></th> <th>FY 2008 Actual</th> <th>FY 2009 Adopted</th> <th>FY 2010 Continuation</th> <th>FY 2010 Issues</th> <th>FY 2010 Budget</th> <th>FY 2011 Budget</th> </tr> </thead> <tbody> <tr> <td>001 General Fund</td> <td>676,149</td> <td>693,290</td> <td>748,840</td> <td>-</td> <td>748,840</td> <td>769,972</td> </tr> <tr> <td>Total Revenues</td> <td>676,149</td> <td>693,290</td> <td>748,840</td> <td>-</td> <td>748,840</td> <td>769,972</td> </tr> </tbody> </table>		FY 2008 Actual	FY 2009 Adopted	FY 2010 Continuation	FY 2010 Issues	FY 2010 Budget	FY 2011 Budget	001 General Fund	676,149	693,290	748,840	-	748,840	769,972	Total Revenues	676,149	693,290	748,840	-	748,840	769,972																												
	FY 2008 Actual	FY 2009 Adopted	FY 2010 Continuation	FY 2010 Issues	FY 2010 Budget	FY 2011 Budget																																												
001 General Fund	676,149	693,290	748,840	-	748,840	769,972																																												
Total Revenues	676,149	693,290	748,840	-	748,840	769,972																																												
(20) Staffing Summary	<table border="1"> <thead> <tr> <th></th> <th>FY 2008 Actual</th> <th>FY 2009 Adopted</th> <th>FY 2010 Continuation</th> <th>FY 2010 Issues</th> <th>FY 2010 Budget</th> <th>FY 2011 Budget</th> </tr> </thead> <tbody> <tr> <td>Management & Budget Analyst</td> <td>4.00</td> <td>2.00</td> <td>2.00</td> <td>-</td> <td>2.00</td> <td>2.00</td> </tr> <tr> <td>Assistant County Administrator</td> <td>0.90</td> <td>0.90</td> <td>0.90</td> <td>-</td> <td>0.90</td> <td>0.90</td> </tr> <tr> <td>Management & Budget Technician</td> <td>1.00</td> <td>1.00</td> <td>1.00</td> <td>-</td> <td>1.00</td> <td>1.00</td> </tr> <tr> <td>Budget Manager</td> <td>1.00</td> <td>1.00</td> <td>1.00</td> <td>-</td> <td>1.00</td> <td>1.00</td> </tr> <tr> <td>Sr. Management & Budget Analyst</td> <td>1.00</td> <td>3.00</td> <td>3.00</td> <td>-</td> <td>3.00</td> <td>3.00</td> </tr> <tr> <td>Total Full-Time Equivalents (FTE)</td> <td>7.90</td> <td>7.90</td> <td>7.90</td> <td>-</td> <td>7.90</td> <td>7.90</td> </tr> </tbody> </table>		FY 2008 Actual	FY 2009 Adopted	FY 2010 Continuation	FY 2010 Issues	FY 2010 Budget	FY 2011 Budget	Management & Budget Analyst	4.00	2.00	2.00	-	2.00	2.00	Assistant County Administrator	0.90	0.90	0.90	-	0.90	0.90	Management & Budget Technician	1.00	1.00	1.00	-	1.00	1.00	Budget Manager	1.00	1.00	1.00	-	1.00	1.00	Sr. Management & Budget Analyst	1.00	3.00	3.00	-	3.00	3.00	Total Full-Time Equivalents (FTE)	7.90	7.90	7.90	-	7.90	7.90
	FY 2008 Actual	FY 2009 Adopted	FY 2010 Continuation	FY 2010 Issues	FY 2010 Budget	FY 2011 Budget																																												
Management & Budget Analyst	4.00	2.00	2.00	-	2.00	2.00																																												
Assistant County Administrator	0.90	0.90	0.90	-	0.90	0.90																																												
Management & Budget Technician	1.00	1.00	1.00	-	1.00	1.00																																												
Budget Manager	1.00	1.00	1.00	-	1.00	1.00																																												
Sr. Management & Budget Analyst	1.00	3.00	3.00	-	3.00	3.00																																												
Total Full-Time Equivalents (FTE)	7.90	7.90	7.90	-	7.90	7.90																																												
(21) Notes	<p>Notes This program is recommended at an overall increase funding level due to personnel and service level enhancements. However, there are decreased costs associated with this program. The funding level adjustments for FY09 are as follows:</p> <p>Increases to Program Funding Levels: 1. An increase of \$15,000 in operating costs associated with a rise in the "GovMktz" software licensing contract cost.</p> <p>Decreases to Program Funding Levels: 1. A decrease in retirement, workers compensation, and a reduction in employer contribution to health care costs of 2.5%, off-set by a 3.9% cost of living adjustment.</p>																																																	

Figure 1.6 – Program Summary:

Serves as a financial summary of the Division's Programs. It presents the budgetary costs, staffing summary and funding sources report, which contains summary of past, present and future financial, staffing, and funding information.

(18) Budgetary Costs - This section contains a summary of past, present, and future expenditure information related to personal services, operating expenses, capital outlay, and grants.

(19) Funding Sources – This section contains a summary of the funding sources that provide resources to this program.

(20) Staffing Summary – This section serves as a summary of past, present, and future information related to program staffing.

(21) Notes - This section describes the fiscal year budget notes pertaining to increases or decreases in funding.

Figure 1.7 - Capital Project Service Type

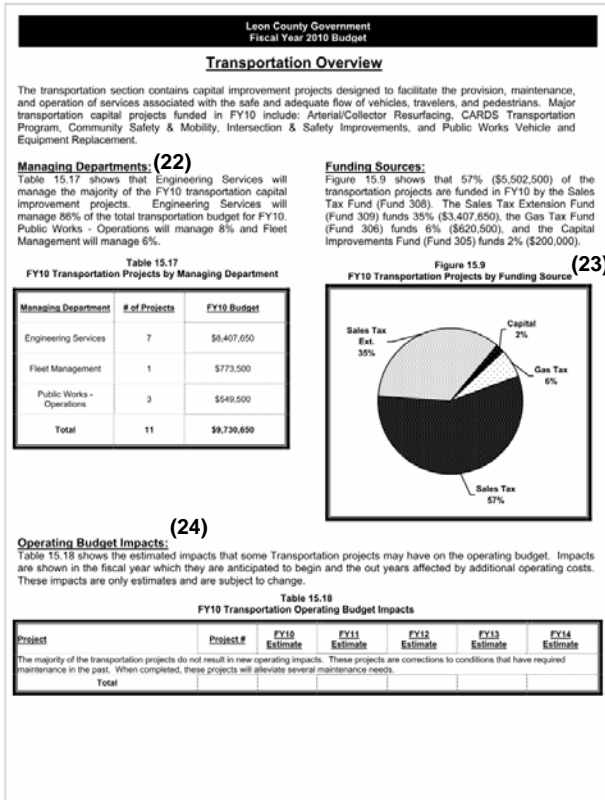


Figure 1.7 – Program Description:

Provides a brief overview of all projects within the service type. The overview includes the following: managing departments, summary of the funding sources that provide resources to the service type, and all major FY10 projects.

(22) Managing Departments - This section highlights the departments that manage the capital projects within the service type. It describes the number of projects managed, the overall dollar amount of the managing department, and the percentage of the total budget managed for that service type.

(23) Funding Sources - This section contains a summary of the funding sources that provide resources to this service type.

(24) Operating Impacts - This section describes the operating impacts of the capital project.

Figure 1.8 - Capital Project Detail

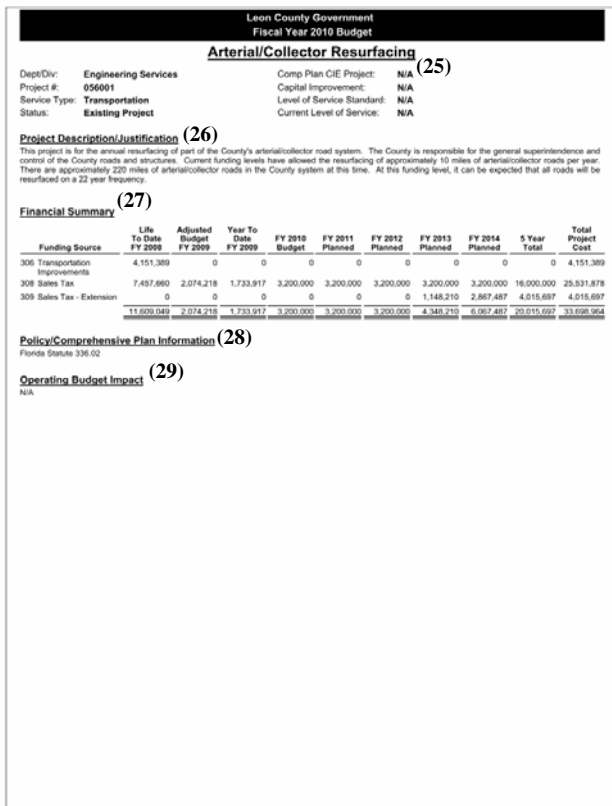


Figure 1.8 – Program Description:

Describes the project identification, description and justification, the financial summary, all policy and comprehensive plan information, and any operating budget impacts.

(25) Project Identification - This section details the department/division of the project, the project number, the service type, the project status, the comprehensive plan elements, the level of service standard, and the current level of service.

(26) Project Description/Justification - This section describes the project as well as provides a brief justification for the overall purpose of the project.

(27) Financial Summary - This section contains a summary of the funding sources for the project. In addition, this section summarizes the past, present, and future expenditure information for the project.

(28) Policy/Comprehensive Plan Information - This section outlines all major policy, Interlocal Agreements, Florida Statutes, and comprehensive plan amendments that pertain to the project.

(29) Operating Budget Impact - This section contains all the financial impacts on the operating budget. The impacts are listed by fiscal year.

Budget Summary / Analysis

Budget Overview	4 - 2
Community Economic Profile	4 - 23
Comparative Data - Like Sized Counties	4 - 31
Comparative Data - Surrounding Counties	4 - 34
Comparative Data - All Florida Counties	4 - 37
Financial Indicators	4 - 40
Revenues v. Expenditures	4 - 45
Revenues by Source	4 - 46
Expenditures by Function	4 - 47
Expenditures by Program	4 - 49
Expenditure by Service Type Requirement	4 - 53
Major Revenues	4 - 56
Positions	4 - 66
Summary of Fund Balance	4 - 71
Long Term Debt	4 - 76
Schedule of Transfers	4 - 77



Budget Overview

OVERVIEW

The total budget for FY 2009/2010 is \$247,165,925 or 7.6% less than last fiscal year. The **operating budget** of \$199,052,851 represents a 2.4% decrease from last year's adopted budget. The **capital budget** of \$48,113,074 (\$20,813,980 in FY 2009/2010 projects and \$27,299,094 in reserves for future mandatory, essential and transportation projects) represents a decrease of 24.1% from last year.

Figure 1 depicts the budget as it is reflected organizationally. The FY 2009/2010 budget shows a reduction in some service levels, while being sensitive to maintaining quality services in high priority, mandatory and essential programs such as public safety and transportation.

Figure 1

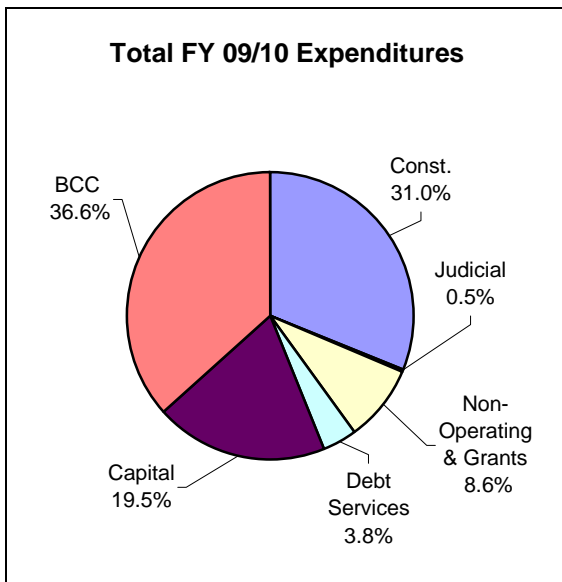
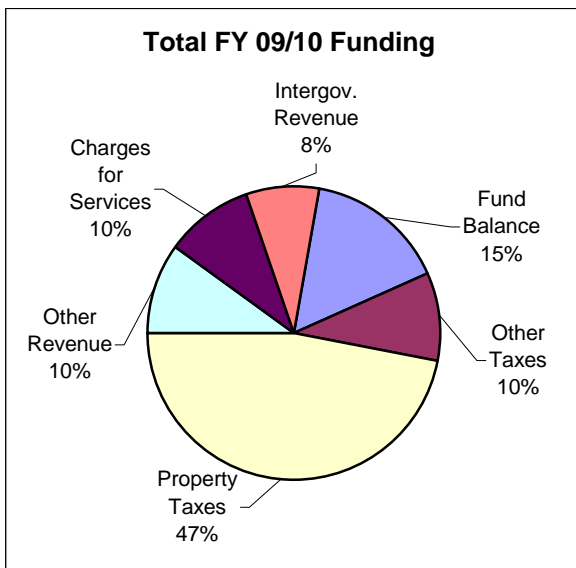


Figure 2



BUDGET PROCESS

In December of 2008 the Board held its annual retreat to prioritize County services. The top three priorities adopted were economic development, climate change and sustainability, and revenue diversification. In February 2009, the Board approved preliminary policy guidance for the development of the budget.

On March 19, 2009, a workshop was held to provide the Board options for dealing with a \$1 billion decline in property values and state shared revenue sources. The Board directed staff to maintain the millage rate at 7.85, continue with implementation of the fire service fee and have Departments, Constitutional and Judicial Officers submit budgets that identified possible reductions up to 7%. From March to May the Office of Management and Budget worked with County departments on prioritizing reductions pursuant to the Board's direction. The constitutional and judicial officers submitted tentative funding requests that included reductions as requested by the Board.

On June 9, 2009 a budget workshop was held, where the Board lowered property taxes by \$8.1 million by maintaining the millage rate at 7.85. In addition, the Board adopted a current year economic stimulus plan that included the construction of three libraries, expansions at two others, and funding to complete the widening of Buck Lake Road. The Board also adopted a fire service fee to provide enhanced fire services to the unincorporated area of the County.

In order to control costs and to offset decreased revenues the Board took the following actions: eliminated 33 positions without layoffs; and considering the current economic climate, for the first time, did not provide pay raises to employees. Subsequently, a tentative balanced budget was provided to the Board on July 14 as required by State Statute. A tentative budget hearing was held on September 9, and the Board adopted the final budget at a September 22 public hearing.

FY 2009/2010 REVENUES

The Florida Statutes require that all local government tentative budgets be balanced. Leon County's FY 2009/2010 budget of \$247,165,925 is balanced with the use of a variety of revenue sources, fund balances, and retained earnings from previous fiscal years.

Figure 2 displays the major classifications of revenue sources used in support of the FY 2009/2010 adopted budget. In the Budget Summary/Analysis section - Revenue v. Expenditures (pages 4-54 through 4-63), the major individual revenue sources are presented and summarized in more detail. Due to a decline in property values by \$1 billion or 7%, and a decline in state shared revenue due to the recession economy, the Board had to make judicious decisions that would allow the County to continue to provide quality services for years to come.

Culture and Recreation

Culture and recreation operations and capital projects funded for Fiscal Year 2009/2010 represent a broad range of services provided by Leon County designed to enhance the quality of life for both residents and visitors. This includes services provided by Parks and Recreation and Library Services. The Board showed its commitment to the community by allocating funding for general park improvements and library services.

FUNDING

In Fiscal Year 2009/2010, the Board of County Commissioners in support of culture and recreation operations and capital projects allocates a total of \$11,505,358. This is a decrease of 0.81% from the previous year and represents approximately 5% of the total allocation Fiscal Year 2008/2009 budget. Funding was provided to maintain the high quality of existing services while continuing to support the capital maintenance of existing facilities.

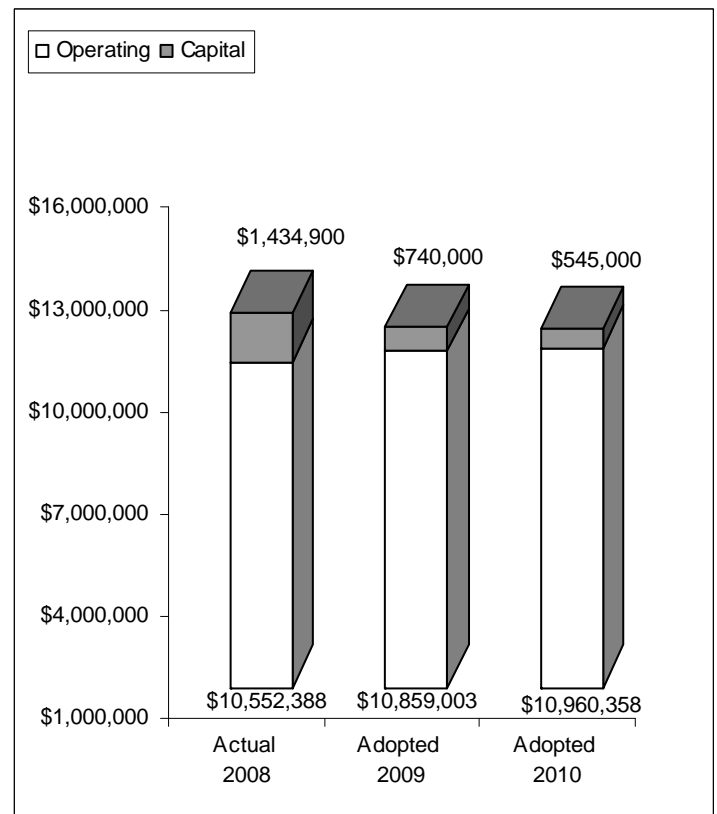
HIGHLIGHTS

Key highlights of the Fiscal Year 2009/2010 operating and capital budget, with respect to culture and recreational services include:

- Allocated \$225,000 for improvements to the recreational facilities at Miccosukee Park including a multi-use facility and an irrigation system.
- Funding for playground equipment and improvements at County parks in the amount of \$230,000.
- Continued funding for greenway and trail improvements in the amount of \$90,000.
- Additional funding to properly care for new park lands, concessions and restrooms in the amount of \$54,000.
- Providing \$654,500 for the Council on Culture and Arts for re-granting to cultural and art organizations.
- Reorganized Library Administration for a savings of \$134,073 and a reduction of 2.5 positions.



Culture & Recreation Funding
FY 2008 thru FY 2010



County Fact

On June 9, 2009, as part of a local economic stimulus package, the Board approved the construction of the Eastside, Lake Jackson, and Woodville Libraries, and expansions of the Northeast and B.L. Perry branch libraries in the amount of \$12.7 million.

Transportation

Transportation operations and capital projects funded for Fiscal Year 2009/2010 represent a broad range of services provided by Leon County designed to enhance the safe and adequate flow of vehicles, travelers, and pedestrians. This includes services provided by Engineering Services and the Operations Division of the Public Works Department. Leon County is required to maintain the existing transportation network and deems it essential to conduct maintenance on a regular basis to avoid costly repairs due to neglect. The Board continues to draw down capital reserves budgeted in FY 2008 to fund the long-term transportation infrastructure needs of the County. Since FY 2008, \$10 million of these reserves have been utilized. The \$16.5 million remaining reserves will be depleted by FY 2014.



FUNDING

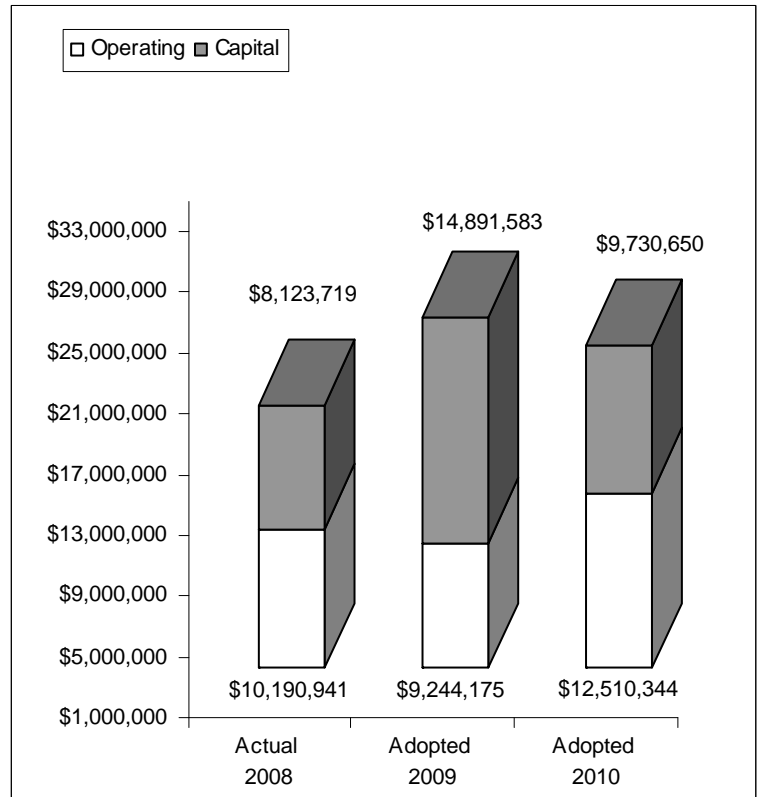
In Fiscal Year 2009/2010, the Board of County Commissioners in support of transportation operations and capital projects allocates a total of \$22,240,994. This is a 7.9% decrease from the previous fiscal year and represents 9% of the total Fiscal Year 2009/2010 budget. The Transportation Trust Fund required \$2.3 million in general revenue subsidy to maintain the current level of service.

HIGHLIGHTS

Key highlights of the Fiscal Year 2009/2010 operating and capital budget, with respect to transportation services include:

- Continued funding for arterial and collector road resurfacing in the amount of \$3.2 million.
- “Sunsetting” the Alternative Stabilization Program for a savings of \$211,896.
- Reduced capital funding for open graded cold mix asphalt in the amount of \$200,000 since roads surfaced with this material have now entered a maintenance phase.
- Eliminated a CAD Technician position for a cost savings of \$71,700.
- Increased appropriations to the Transportation Disadvantaged Program by \$20,000.

**Transportation Funding
FY 2008 thru FY 2010**



County Fact

As part of the Board's June 9, 2009 local economic stimulus package, an additional \$2.0 million was allocated to complete the construction of Buck Lake Road.

Public Safety

Public Safety operations and capital projects funded for Fiscal Year 2009/2010 represent a broad range of services provided by Leon County that are designed to enhance the quality of life by ensuring the security of both persons and property. This includes services provided by Emergency Medical Services, the Leon County Sheriff's Office, the Medical Examiner, Building Inspection, Growth & Environmental Management, Probation Services, and Leon County Volunteer Fire Departments.

FUNDING

In Fiscal Year 2009/2010, the Board of County Commissioners in support of public safety operations and capital projects allocates a total of \$ 89,076,986. This represents a 1.1% increase over the prior fiscal year and represents approximately 36% of the total Fiscal Year 2009/2010 budget.

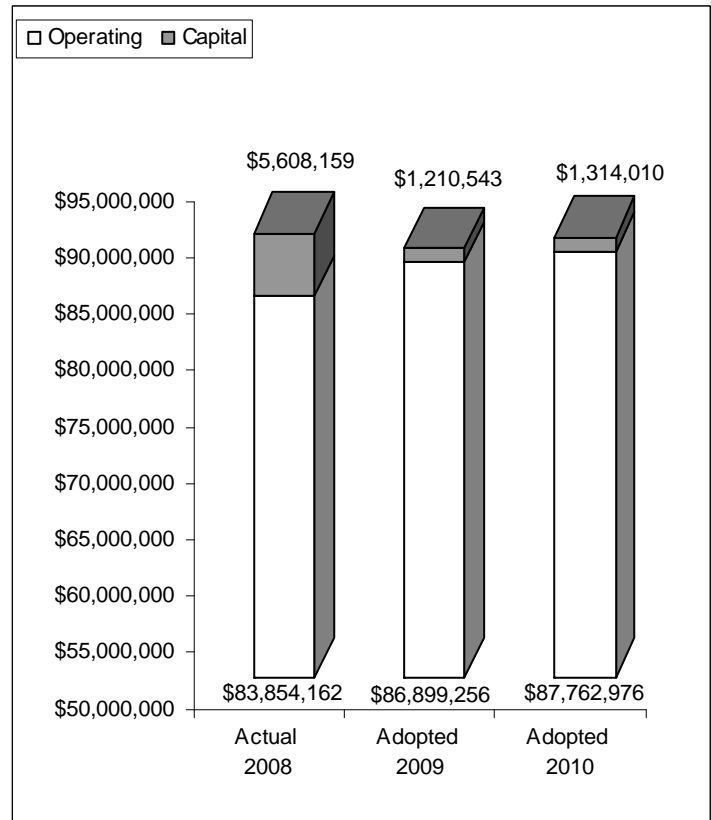
HIGHLIGHTS

Key highlights of the Fiscal Year 2009/2010 operating and capital budget, with respect to public safety services include:

- An additional \$550,000 toward the jail roof replacement project.
- Appropriated \$164,500 to replace the air conditioning and heating system at the Community Services Building, which houses the Animal Control, Mosquito Control, and Pre-Trial programs.
- An additional \$1.3 million for enhanced fire services in the unincorporated area including an additional fire fighter at each unincorporated fire station location.
- Additional funding for the six Volunteer Fire Departments in the amount of \$416,677.
- Continued support for Law Enforcement and Corrections/Detention, which totals 75% of all public safety funding.
- A decrease in appropriations for the Building Inspection Department and the loss of two positions due to the recession economy in the amount of \$110,600.



**Public Safety Funding
FY 2008 thru FY 2010**



County Fact

The Pre-Trial Release Program screened and interviewed more than 9,000 defendants in 2008.

Human Services

Human Services operations funded for Fiscal Year 2009/2010 represent a broad range of services provided by Leon County for the welfare of the community as a whole and its individuals. This includes services primarily provided by Health and Human Services, Mosquito Control, Primary Health Care, Intergovernmental Affairs and other public services.

FUNDING

In Fiscal Year 2009/2010, a total of \$9,271,165 is allocated by the Board of County Commissioners in support of human services operations. This is a 1.3% decrease over the prior fiscal year and represents approximately 4% of the total Fiscal Year 2009/2010 budget.

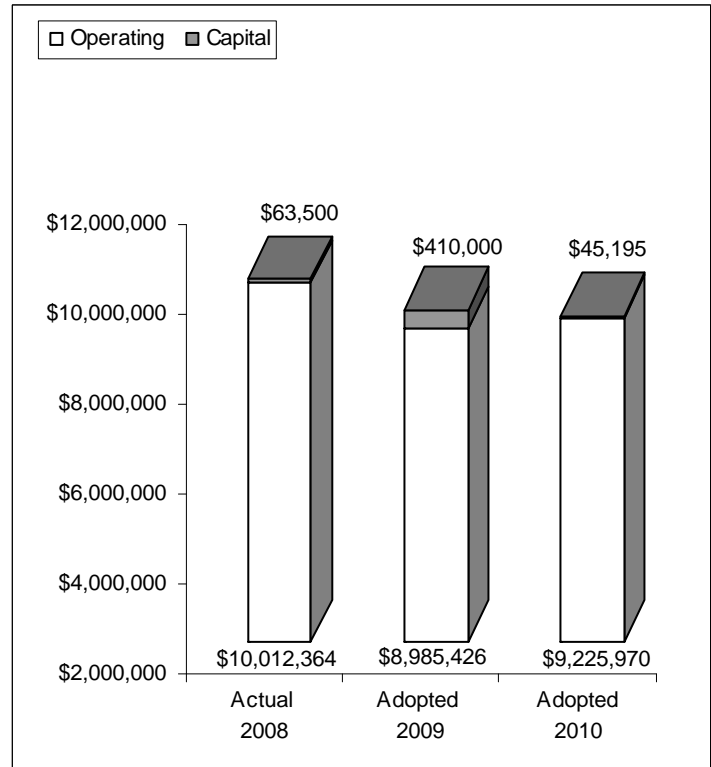
HIGHLIGHTS

Key highlights of the Fiscal Year 2009/2010 operating budget, with respect to human services include:

- Continued support for mental health care in the amount of \$100,000.
- \$611,000 in human service line item funding to agencies including continued support for the Tallahassee Memorial Trauma Center in the amount of \$300,000.
- Appropriations of \$45,200 for the engineering of the heating and cooling system at the Robert Stevens Health Clinic pending replacement in FY 2011.
- Maintaining funding to support the Community Human Service Partnership (CHSP) grant program in the amount of \$750,000.
- Increased Medicaid costs in the amount of \$300,000.
- Continued funding for Senior Citizen Services at County community centers in the amount of \$144,000.
- Constant funding for Primary Health Care in the amount of \$1.7 million.



**Human Services Funding
FY 2008 thru FY 2010**



County Fact

In FY 2009, the County received \$1.5 million in grant funding, distributed evenly, for both foreclosure prevention and down payment assistance.

Environmental Services

Environmental Services operations and capital projects funded for Fiscal Year 2009/2010 represent a broad range of services provided by Leon County for the primary purpose of achieving a satisfactory living environment by controlling and utilizing elements of the environment. This includes services provided by Solid Waste, Stormwater Engineering, Stormwater Maintenance, Geographic Information Services, Cooperative Extension, Environmental Compliance and the Development Services Division of the Growth & Environmental Management Department.

FUNDING

In Fiscal Year 2009/2010, the Board of County Commissioners in support of environmental services operations and capital projects allocates a total of \$24,826,991. This is a 23% decrease from the prior fiscal year and represents approximately 10% of the total Fiscal Year 2009/2010 budget.

HIGHLIGHTS

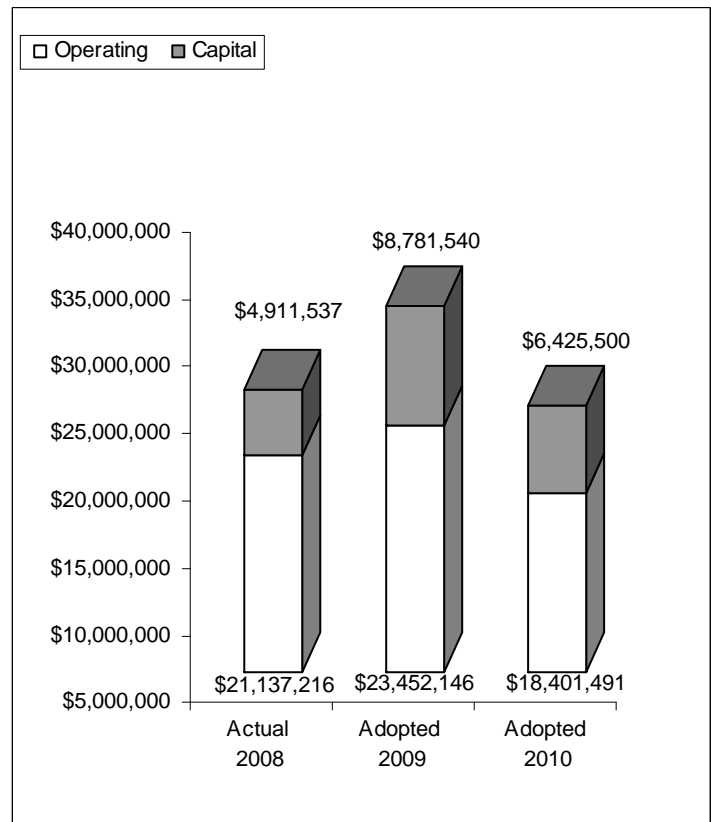
Key highlights of the Fiscal Year 2009/2010 operating and capital budget, with respect to environmental services include:

- The allocation of the final \$2 million for stormwater quality improvements for retrofitting Lexington Pond within the Lake Jackson drainage basin.
- The reduction of seven positions in the Growth and Environmental Management Department due to a decline in permitting activity and associated fee revenue support, caused by the recession, saving \$434,039.
- The elimination of a GIS Technician I in the Geographic Information Systems Program for a savings of \$49,000.
- Initial cost savings of \$52,000 by bringing the water quality monitoring program in-house. Savings will exceed \$100,000 beginning in FY 2011.

- The reduction of seven positions at the solid waste facility subsequent to out-sourcing the disposal of Class III waste for a savings of \$284,500.
- Appropriating \$412,000 for maintenance needs at the solid waste transfer station.



Environmental Services Funding
FY 2008 thru FY 2010



County Fact

The Transfer Station processes in excess of 175,000 tons of Class I waste every year.

Economic Development

Economic Development operations funded for Fiscal Year 2009/2010 represent a broad range of services provided by Leon County designed to develop and improve the economic condition of the community and its citizens. This includes services provided by the Tourist Development Council, the Economic Development Council, Veteran Services, and Housing Services. Leon County is also the primary contributor to the Community Redevelopment Areas (Frenchtown and Downtown).

FUNDING

In Fiscal Year 2009/2010, the Board of County Commissioners in support of economic development operations allocates a total of \$5,662,578. This is a 27% reduction from the prior year funding and represents almost 2% of the total Fiscal Year 2009/2010 budget. The reduction in funding is directly related to a decline in property valuation in the Community Redevelopment Areas (CRAs), and the State's reduction in funding for the State Housing Partnership Program.

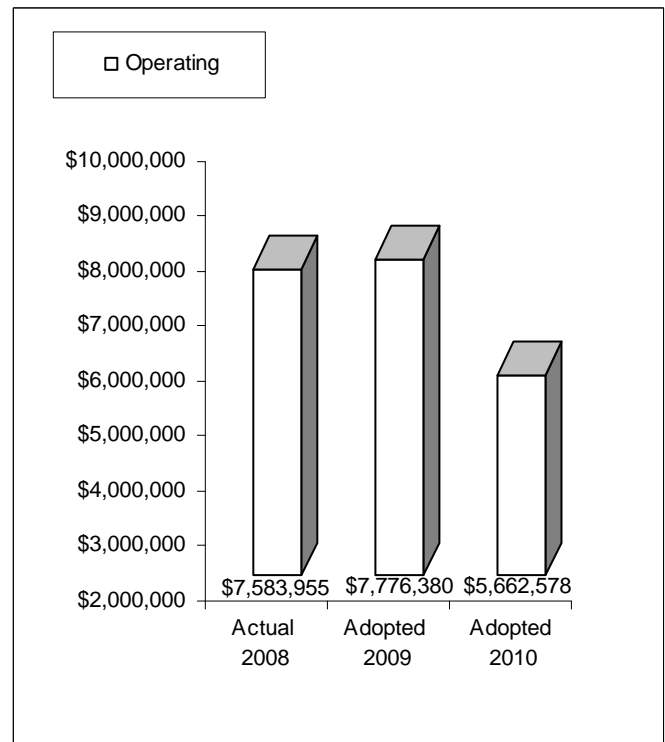
HIGHLIGHTS

Key highlights of the Fiscal Year 2009/2010 operating budget, with respect to economic development services include:

- A reduction in payments to both the Downtown and the Southside/Frenchtown CRAs in the amount of \$680,000 due to a decline in property valuations associated with the recession economy.
- A reduction in grant funding for the State Housing Initiative Partnership Program in the amount of \$781,700.
- Continued funding for the Economic Development Council in the amount of \$199,500.
- Continued support and funding for Veterans Services including the military grant program.
- A decline in funding for the Tourism Development due to a decrease in bed tax revenue associated with the recession economy in the amount of \$329,000.
- Continued funding of the Summer Youth Employment Program at a cost of \$74,000.



Economic Development Funding
FY 2008 thru FY 2010



County Fact

County Veterans will receive an estimated \$5.9 million in benefit payments in FY 2010.

Courts

Court operations funded for Fiscal Year 2009/2010 represent a broad range of services provided by the Judicial Branch of Leon County government. This includes services provided by the Second Judicial Circuit of the State of Florida, the State Attorney and the Public Defender. The County Constitutional Office of the Clerk of the Court also provides services in support of the Judicial Branch of government. Beginning July 1, 2004, the County's role in support of the Courts changed significantly with the implementation of Revision 7 to Article V of the state constitution. The County is obligated to fund a number of items, including facilities, technology and court security.



FUNDING

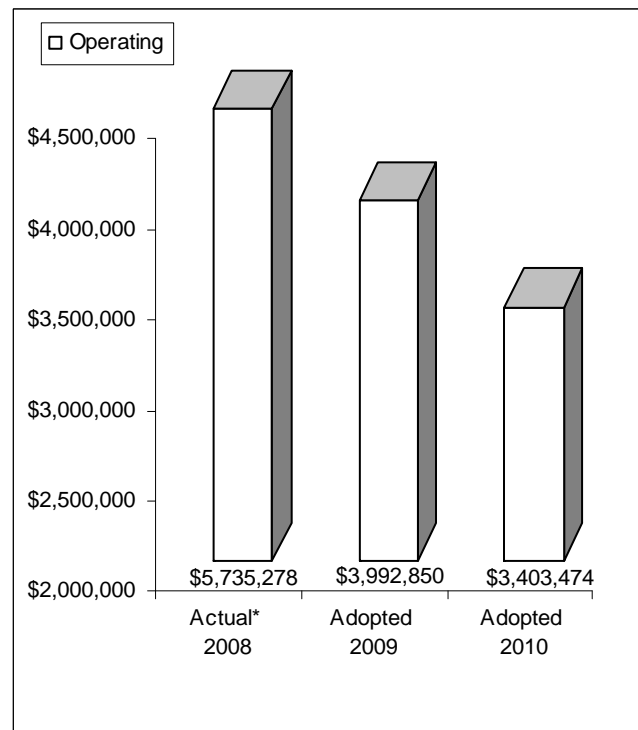
In Fiscal Year 2009/2010, the Board of County Commissioners in support of the Judicial Branch allocates a total of \$3,403,474 for court related operations. This is a 14.7% decrease from the previous fiscal year and represents almost 1% of the total Fiscal Year 2009/2010 budget.

HIGHLIGHTS

Key highlights of the Fiscal Year 2009/2010 operating budget, with respect to court related services include:

- A reduction in the Juvenile Assessment Payment to the State in the amount \$643,000.
- Continued funding in the amount of \$37,000 each to the State Attorney and the Public Defender offices to pay for first appearance attorneys to alleviate jail capacity.
- Continued funding of Teen Court, Law Library, and the Guardian Ad Litem (GAL) program.
- Though not included here, the County spends more than \$7 million annually in central services from other departments such as MIS and Facilities Management in support of the court system.

Courts Funding
FY 2008 thru FY 2010



*The FY08 actual is greater than the original budget due to new Article V reporting requirements. These expenses are budgeted yearly in the operating budgets of Management Information Services and Facilities Management, and the actual Court expenses are recorded and reported separately at the end of the fiscal year.

NOTE: Capital funding for Court related expenses are contemplated in the General Government Section.

County Fact

The detention coordination of jailed inmates by Court Administration saves more than 23,000 jail bed days per year.

General Government

General government operations and capital projects funded for Fiscal Year 2009/2010 represent a broad range of general services provided by Leon County. This includes services provided by the legislative and administrative branches of County government like the County Commission and the County Administrator. Additionally, general government funding is allocated in support of services provided by the Property Appraiser, the Tax Collector, the Supervisor of Elections, and the County Attorney.

- Providing \$425,000 in the second of a five-year \$3.2 million project to replace aging election equipment and to meet the ADA paper ballot marking requirements for 2012.



FUNDING

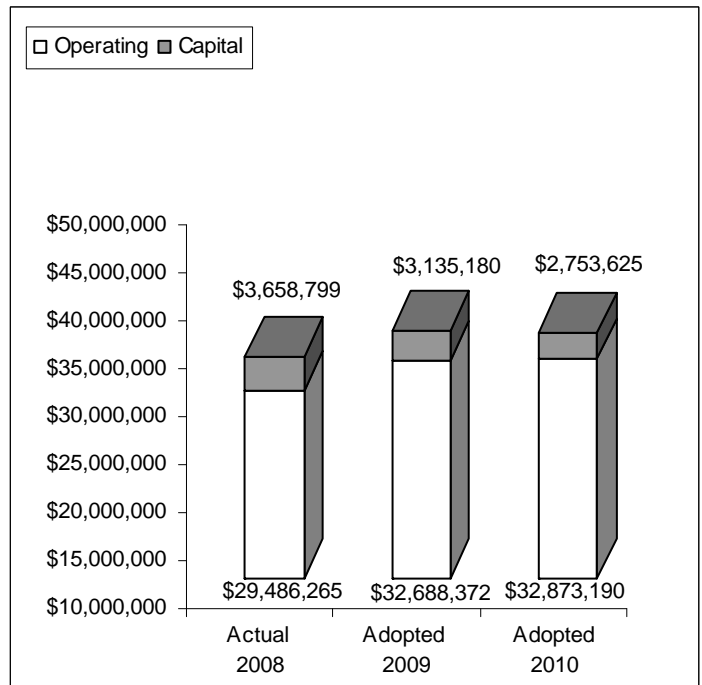
In Fiscal Year 2009/2010, the Board of County Commissioners in support of general government operations and capital projects allocates a total of \$35,626,815. This is a 0.6% decrease from the previous fiscal year and represents approximately 13% of the total Fiscal Year 2009/2010 budget. Capital funding in this category decreased 12% from the previous fiscal year.

HIGHLIGHTS

Key highlights of the Fiscal Year 2009/2010 operating and capital budget, with respect to general government services include:

- Utility savings in the amount of \$110,000.
- A reduction in contract lobbying payments in the amount of \$40,000.
- The reduction of two Management Information Services positions for a savings of \$133,000.
- The elimination of the Workplace Diversity Internship Program for a savings of \$38,000.
- An increase in the Supervisor of Elections budget in the amount of \$549,000 for the 2010 election cycle and the consolidation of warehouse space.
- A savings of \$128,480 due to the reorganization of County Administration.
- A savings of \$278,000 in property insurance costs.

General Government Funding
FY 2008 thru FY 2010



County Fact

Leon County maintains a workforce of 6.6 employees per 1,000 residents; the sixth lowest in the state and the lowest among comparable counties.

Other Expenses and Debt Service

NON-OPERATING EXPENSES

Non-operating funding is provided by the Board of County Commissioners for those activities for which costs do not apply solely to any specific County department's function, but are either applicable to the operation of County government as a whole, or are provided for the public good. The County employees responsible for the administration of these programs are presented in specific County Administrator department budgets.

In Fiscal Year 2009/2010, the Board of County Commissioners allocates \$36,160,521 for non-operating expenses and reflects a 19.6% decrease over the previous fiscal year. The decrease reflects the utilization of \$7.0 million in budgeted capital reserves. \$40.5 million in capital reserves were established in FY 2008 to fund long-term capital needs for five to eight years. These reserves will be depleted by FY 2014. This allocation represents approximately 14.6% of the total Fiscal Year 2009/2010 budget.

Non-Operating expenditures support the various County activities which include: Fleet Management, countywide communication services and infrastructure, risk management and insurance programs, and reserve and contingency funding for a multitude of County programs and activities.

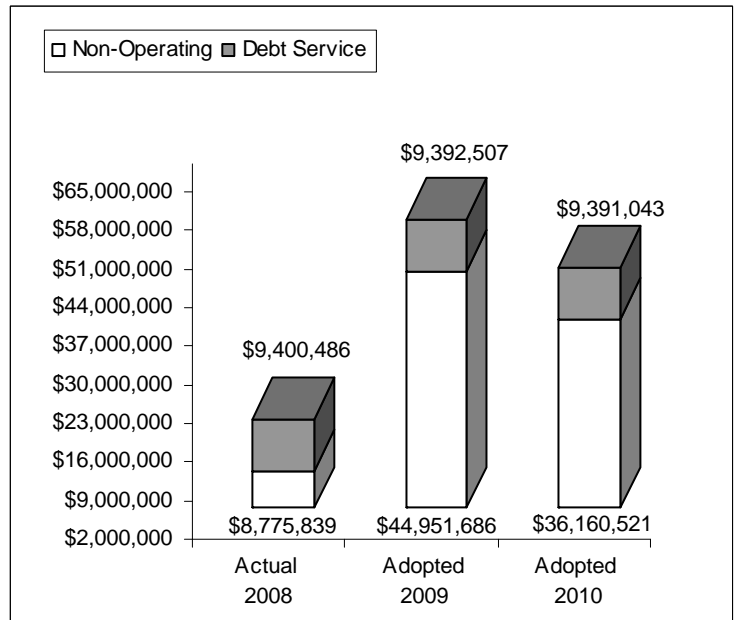
DEBT SERVICE

The various Debt Service Funds account for the debt service, including the accumulation of resources and payment of principal and interest, associated with the existing bonds previously issued by the County.

In Fiscal Year 2009/2010, the Board of County Commissioners for debt service expenses allocated a total of \$9,391,043. Due to the County's level debt service this is less than half a percent decrease over the prior fiscal year. This allocation represents approximately 4% of the total Fiscal Year 2009/2010 budget.



**Non-Operating & Debt Service Funding
FY 2008 thru FY 2010**



County Fact

Fleet Management conducted 1,015 preventive maintenance services on 616 vehicles and pieces of heavy equipment.

**Leon County Government
Fiscal Year 2010 Budget**

**Service Cost Distribution of Ad Valorem Taxes
(Median Value Single Family Home in Leon County)**

The following table shows the monthly costs for County Government services paid for with property tax revenue. The example depicts the FY 2010 taxable value of a median priced home (\$177,000) with a \$50,000 homestead exemption as specified in the January 2008 voter approved property tax reform referendum. Valuations were not changed from FY 2009 due to homestead values only increasing 0.1%.

Services	FY 2010 Ad Valorem Tax Bill \$1,060	FY 2010 Monthly Cost	FY 2010 Percent of Ad Valorem Taxes
Sheriff - Law Enforcement	\$ 269.77	\$ 22.48	25.45%
Sheriff - Corrections	254.95	21.25	24.05%
Emergency Medical Services	63.48	5.29	5.99%
Library Services	56.88	4.74	5.37%
Facilities Management	54.80	4.57	5.17%
Tax Collector	39.61	3.30	3.74%
Property Appraiser	38.58	3.21	3.64%
Management Information Services	35.39	2.95	3.34%
Health & Human Services	34.97	2.91	3.30%
Supervisor of Elections	30.03	2.50	2.83%
Administrative Services ¹	26.49	2.21	2.50%
Other Criminal Justice (Probation, DJJ)	25.75	2.15	2.43%
Veterans, Volunteer, Agricultural Co-op, Planning	18.43	1.54	1.74%
Community Redevelopment - Payment	15.88	1.32	1.50%
Capital Projects	15.58	1.30	1.47%
Board of County Commissioners	11.92	0.99	1.12%
Clerk of the Circuit Court	10.27	0.86	0.97%
Geographic Information Systems	9.40	0.78	0.87%
Court Administration and Other Court Programs ²	9.28	0.77	0.88%
Line Item Agency Funding	8.68	0.72	0.82%
Risk Allocations	7.64	0.64	0.72%
Other Non-Operating/Communications	7.50	0.63	0.71%
Budgeted Reserves	5.00	0.42	0.47%
Mosquito Control	4.56	0.38	0.43%
Purchasing/MWSBE	3.50	0.29	0.33%
Sustainability	1.66	0.14	0.16%
Total	\$ 1,060.00	\$ 88.33	100.00%

1. Administrative Services include: County Administration, the County Attorney's Office, Intergovernmental Affairs, the Public Information Office, the Office of Management and Budget, and Human Resources.

2. Other Court Programs included the State Attorney, the Public Defender, and funding for the Jail Detention/Mental Health Coordinator positions and diversionary programs.

Priorities, Goals and Objectives

Mission Statement

Leon County Government is dedicated to preserving and enhancing the outstanding quality of life which has made our community a desirable place to live, work and raise our children. Through the provisions of cost effective superior services, County Government will ensure the promotion of orderly growth for the economic health and safety of its citizens.

Core Values

- **Leadership** - Empower employees to do their best.
- **Quality** - Provide superior services by commitment to continuous improvement.
- **Customer Satisfaction** - Be enthusiastic and attentive in providing services.
- **Employee Satisfaction** - Value employees by supporting a diverse, motivated and involved workforce.
- **Professionalism** - Deliver services in an honest, respectful and impartial manner.

Long Term Strategic Planning Efforts

- Board Retreat Priority Setting
- The Tallahassee-Leon County Comprehensive Plan
- Blueprint 2000
- The Stormwater-Watershed Agreement
- Stormwater and Transportation
- Long-term Space Plan including Branch Libraries

Retreat Priority Setting: Annually, the Board of County Commissioners conducts a retreat in December to establish priorities for the upcoming fiscal year. Over the past several years, the priority setting has also established a number of long-term issues that are multi-year in nature. The Board annually reviews the on-going issues and affirms those that still need to be addressed. Specifically, the Board has identified the following issues that are multi-year in nature:

- Economic Development
- Climate Change and Sustainability
- Revenue Diversification
- Southern Strategy
- Wakulla Spring Protection
- Countywide Stormwater Standards
- Functional Consolidation
- Fire/EMS Merger & Joint Dispatch Facility
- Primary and Mental Health Care for the Uninsured
- Increasing Citizen Input

Through priority setting process, the Board establishes areas in which staff resources should be directed. In addition, the priority setting process allows the community to understand what some of the more significant issues the Board is attempting to address.

The Tallahassee-Leon County Comprehensive Plan: The Tallahassee-Leon County Comprehensive Plan was adopted on July 16, 1990. The Comprehensive Plan contains three volumes. Volumes II and III contain the data and analysis on which the Goals, Objectives, and Policies of Volume I are based. Volume I provides guidance in evaluating individual development proposals within a defined growth management strategy. The Goals, Objectives, and Policies within Volume I also provide the basis for the individual development regulations formulated to implement this plan. The Comprehensive Plan is a dynamic document which is presently amended on a biannual basis.

Contained within the plan are specific elements addressing:

- Transportation
- Utilities
- Conservation
- Parks and Recreation
- Housing
- Historic Preservation
- Intergovernmental Coordination
- Capital Improvements
- Economic Development
- Education

Within each of these areas are specific levels of service that need to be maintained. For example, the plan provides different level of service requirements as it relates to acres of park land per citizen and volume of traffic on road segment types. For the Board of County Commissioners, the plan provides one key aspect in determining long-term funding decisions. A number of capital projects are determined based on the need to maintain or improve a certain level of service. Without this maintenance of effort, various aspects of land development can not occur. In accordance with state law, the plan must contain a financially feasible capital improvement element (CIE). This CIE is developed from the adopted capital improvement element of the budget. As part of this effort, the County changed the CIE adoption cycle in 2008 to coincide with the adoption of the FY 2009 budget.

Priorities, Goals and Objectives

Blueprint 2000: The residents of Leon County approved the sales tax extension in 2000 for a period of 15 years. Blueprint 2000 provides a list of long term capital improvement projects to be supported through the extension. The projects include roads, parks and water quality. The actual implementation mechanism of the programs is through a joint governmental agency consisting of the City and County Commissions. The program is staffed by the County Administrator and City Manager who in turn have an executive director running the day to day operations. Due to the economic slow down in 2008, sales tax revenue forecasts for Blue Print 2000 have been revised downward by an estimated \$150,000 million. The Interlocal Agency (Joint City and County Board) met in 2008 and reduced projects accordingly.

Stormwater/Water Quality Management: During recent years, the County has undertaken numerous efforts to address water quality issues. Most significantly, on February 22, 2005, the Board approved an Interlocal Agreement with the City regarding the creation and operation of a watershed protection plan. The Agreement established the multi-agency Watershed Management Policy Board (Policy Board) to eliminate inconsistencies, improve environmental protection, and provide a more efficient use of County and City financial resources.

The Policy Board is comprised of one County Commissioner, one City Commissioner, one representative of the Leon County Science Advisory Committee, a professor from Florida State University or Florida A&M University with credentials relevant to the subject of stormwater and watershed management, and one private citizen who has knowledge of stormwater issues and directly engaged in permitting in the County and/or City. The Policy Board is assisted by a technical support staff comprised of one County stormwater director or appointee, one City stormwater director or appointee, a staff member of the Northwest Florida Water Management District, a staff member of the Florida Department of Environmental Protection, and a member of the Florida Lakes Management Society with a background in a relevant scientific field.

The Policy Board serves in an advisory capacity to both the County and the City to coordinate and monitor the implementation of the short- and long-term water quality improvement goals. In the short-term, the Policy Board is charged with reviewing approaches in which countywide stormwater quality standards may be implemented, including:

- Comprehensive review of all County and City stormwater data and systems
- Review of all structural and non-structural capital projects (stormwater) in Leon County
- Review of the existing regulatory and fee structure
- Recommend project and policy improvements to County and City
- Strong public education campaign for water quality protection

During their first four years, the Policy Board is charged with drafting specific Watershed Management Plans for approval by the County and City that will lead to consistency in the quality and standard of stormwater throughout the County. The Policy Board will, over the long-term, assist the County with monitoring the implementation of the recommendations. The Policy Board's long-term responsibilities also include providing an annual report to the Board, ongoing data collection, and oversight of stormwater and water quality data. After the presentation of the 2007 annual report the Board provided funding for a Water Atlas program, which allows staff and the public access to detailed water quality information within a Geographic Information System.

Economic Development: In the spring of 2006, Leon County Board of County Commissioners committed over \$1 million to the growth of the local economy. The Board formed the Business Accelerator Oversight Committee (BAOC) comprised of business and academic leaders of the community to develop a program that focuses on the growth of local businesses.

During FY 2009, the Board adopted a \$14.3 million Leon County local economic stimulus plan to create more than 174 jobs in the county. The plan included constructing the new Woodville and Eastside libraries; purchasing of the Huntington Oaks Shopping Center for the expansion of the Lake Jackson Branch Library; expanding the Northeast and B.L. Perry libraries; completing the Buck Lake Road improvements; and appropriating \$3.5 million in matching funds for anticipated federal stimulus funds. This, in addition to the \$69 million in existing projects funded by the Board, such as the Joint Dispatch Center and road resurfacing, will create/maintain a total of 809 jobs in the community.

Stormwater and Transportation: On January 29, 2009, the Board held a workshop to address deficiencies associated with the stormwater and transportation systems. The workshop included an extensive review of existing regulations and policies. As a result, the Board developed a long term plan to address flooding issues and impairments to the transportation system. During FY 2009 and continuing through FY 2014, the Board has committed an additional \$7.5 million in corrective projects to improve the stormwater and transportation systems.

Long-Term Space Planning: Courthouse - In accordance with Florida Statutes, the Board of County Commissioners is responsible for providing adequate space, inclusive of courtrooms, for the judiciary. The judiciary includes the courts, the Clerk of the Circuit Court, the State Attorney and Public Defender. To address the long-term space needs of the judiciary, the Board acquired the Bank of America (BOA) facility. As part of the acquisition, the Board maintained the existing tenants. This allows the County to continue to draw revenues to offset the on-going operational cost of the facility, as well as, pay a portion of the debt service. The space implementation plan involved moving Constitutional Offices, such as the Property Appraiser, the Supervisor of Elections, the Tax Collector the Clerk's Finance Division and the Board's Human Resources Department to the BOA facility for the creation of needed courtrooms. In addition during FY 2008, the Clerk's court functions were consolidated to the first floor of the courthouse to provide for operational efficiencies and better service to the public. Also, the Board recently approved extensive renovations at the Traffic Court facility to provide two additional traffic courtrooms.

Branch Libraries –As stated previously, the Board approved the expansion of three branch libraries: Northeast, B.L. Perry and Lake Jackson. Both the Northeast and B.L. Perry are the most used libraries and are undersized based on population standards. The Huntington Oaks Shopping Center will be acquired for the expansion of the Lake Jackson Library. Additional rental space within the shopping space will offset a part of the cost of purchasing and maintaining the property.

Records Storage – Currently the departments of the Board of County Commissioners and the Constitutional Officers maintain separate record storage facilities. During FY 2008, the Department of Management Services reviewed the long-term space needs for records storage and the cost associated with separate storage facilities. The analysis indicated that there would be savings associated with record storage consolidation. For FY 2009 the Board has provided \$250,000 in funding to renovate an existing county-owned facility to combine records storage for Board and Constitutional offices. Anticipated pay back of this effort is four years.

Long Term Non Financial Goals

Goals	Objectives	Actions
Economic Development	<ul style="list-style-type: none"> • Attract businesses to Leon County • Attract and retain jobs • Increase tax base • Encourage amenities that make the County a desirable place to live 	<ul style="list-style-type: none"> • Supported and helped develop the Tallahassee Capital Region's plan for a unified request for federal stimulus funds • Adopted an County economic stimulus plan that included constructing three branch libraries, expanding two branch libraries and completing the construction of the Woodville Highway • Continued funding for the Economic Development Council • Continued funding for the Council on Culture and Arts
Jail Population Reduction	<ul style="list-style-type: none"> • Reduce costs associated with operating the county jail • Reduce recidivism • Early intervention 	<ul style="list-style-type: none"> • Continued support of Teen Court and other diversionary programs • Provided funding for the Public Safety Coordinating Council to make annual recommendations to reduce inmate population • Continued support of Human Service non-profit organizations
Sustainability	<ul style="list-style-type: none"> • Reduce GHG emissions • Civic engagement and education • Implement ICLEI milestones • Resource Conservation 	<ul style="list-style-type: none"> • Accurately account for and track emission • Reduce building energy consumption • Hosted the Sustainable Communities Summit • Participate in multiple community advisory boards • Update and implement Climate Action Plan • Develop multiple policies on sustainability • Expand the recycling program of County buildings
Fiscal Responsibility	<ul style="list-style-type: none"> • Make program funding self sustainable when possible 	<ul style="list-style-type: none"> • Look at revenue diversification strategies to off-set the use of general revenue such as fee increases and rental income
Growth Management	<ul style="list-style-type: none"> • Provide infrastructure and related improvements to handle additional system capacities such as transportation • Maintaining the quality of environmental features by mitigating development impacts 	<ul style="list-style-type: none"> • Enacted proportionate share program for developers to pay pro rata portion of required roadway capacity improvements • Updated septic tank regulations to mitigate impacts to groundwater
Organizational Efficiency	<ul style="list-style-type: none"> • Functionally consolidate like services and programs with the City of Tallahassee • Provide quality services with the least cost possible 	<ul style="list-style-type: none"> • Approved an interlocal agreement for the consolidation of City Fire and County Emergency Medical Services • Established an agreement with the City of Tallahassee and Leon County Sheriff's Office to improve public safety by providing joint dispatch services • Brought in-house the Tourist Development direct marketing and visitor services functions formally provided by the Tallahassee Convention and Visitors Bureau • Brought in-house under Engineering the water quality monitoring function formally contracted out • Reorganized County Administration and the Management Services and Public Works departments • Began discussions with the City to consolidate the Minority/Women Small Business Enterprise and the Growth Management functions

Summary of Division/Program Goals and Performance Measures

The following is a compilation of all the County Departments' goals and performance measures. Performance measures are used to determine if short and long-term goals and objectives are accomplished. Performance measure data is detailed on individual division pages in the departmental sections of the budget book.

Legislative/Administrative	
County Administration Goal	To provide leadership and direction to County employees, to facilitate the implementation of Board priorities and policies and to manage the operation of County functions to ensure the delivery of cost effective, customer-responsive public services within the bounds of available resources
County Attorney Goal	To provide high quality legal representation to the Board of County Commissioners, all departments and divisions under the Board, the County Administrator and certain boards and other officials of Leon County as directed by the Board of County Commissioners.
OMB Goal	To continuously enhance the quality of County services by optimizing the use of county financial resources through the effective provision of planning, policy analysis, budget development and program evaluation services to benefit citizens, elected officials and staff
<i>Performance Measures</i>	Meet all requirements of FL Statutes 129 and 200 (Truth in Millage)
	Forecast actual major revenue source within 5% of the budget (actual collections as a % of budget)
	Process budget amendment request within 2 business days or the next scheduled Board meeting (% is an estimate)
	Submit 2 semi-annual performance reports by May 30 and November 30
	Review all agenda items in less than 2 days 95% of the time
Risk Management Goal	To provide customers with courteous and professional services, in the risk management area.
<i>Performance Measures</i>	Investigate worker's compensation accidents and report findings and corrective action
	Provide one safety/loss control training quarterly as training needs are identified by program areas
	Investigate auto accidents and report findings and corrective action
	Coordinate Safety Committee monthly to identify accidents trends and recommend preventative training as appropriate
TDC Goal	To enhance the local economy and quality of life through the benefits associated with a strong visitor industry by maximizing the number of visitors, length of stay of visitors, and the economic impact of visitors to Leon County.
<i>Performance Measures</i>	# of nights spent in the Tallahassee-Leon County area on average
	% of visitors coming to the Tallahassee-Leon County area for conferences/meetings
	% of visitors attending nature-based activities
	\$ of visitors attending museums/historical sites
	% of visitors traveling to the Tallahassee-Leon County area via motor coach
Human Resources Goal	Dedicated to supporting the County's goals by providing high quality, cost effective, innovation and practical solutions and consultation services to meet the needs of Leon County employees. This is accomplished by formulating effective Human Resources strategies, policies, procedures, services and programs.
<i>Performance Measures</i>	Average days to fill vacant positions
	Average days to start for vacant positions
	Average Turnover Rate
	# of employees attending county-sponsored training events
	# of positions evaluated for external competitiveness and internal equity
	# of Annual Performance Appraisals completed
Public Services	
Intergovernmental Affairs Goal	To effectively serve the residents of Leon County by providing leadership, coordination and assistance to divisions to facilitate the delivery of services consistent with Board policy. This will ensure that divisions receive the resources, guidance, and support needed to provide superior services in a cost effective and efficient manner.
<i>Performance Measures</i>	# of news releases to promote County services
	# of press conferences, and community meetings and events

Summary of Division/Program Goals and Performance Measures

Public Services Cont'd	
Library Services Goal	To enrich the community by inspiring a love of reading, providing a dynamic resource for creative and intellectual pursuits, and enabling residents to live a life of learning.
<i>Performance Measures</i>	# of total Library visits
	# of library uses
	# of items in Library Collection
	# of total Material Circulation
	# of total number of computer uses
	# of new volumes cataloged
	# of Library programs held
	# of Library program attendance
Cooperative Extension Goal	To provide scientifically based knowledge and information so that the citizens of Leon County may use the information given to make decisions which contribute to an improved quality of life.
<i>Performance Measures</i>	# of group learning opportunities provided
	# of pesticide applicator continuing education units (CEUs)
	# of residents receiving environmental technical assistance
	# of limited resource citizens receiving nutrition assistance
	# of residents receiving FCS technical assistance
	# of volunteers hours provided by Extension trained volunteers
	# of youths involved in 4-H Clubs activities
	# of residents receiving 4-H technical assistance
Health & Human Services Goal	To provide funding and oversight of health and social service activities provided to Leon County residents consistent with State mandates, Board policies and Leon County's Mission.
<i>Performance Measures</i>	# of individuals served by the Direct Emergency Assistance Program
	# of CHSP training sessions for applicant agencies
	# of CHSP site visits conducted
	# of women assisted through the Choose Life grant program
Volunteer Center Goal	To strengthen individuals and organizations in our community through volunteerism.
<i>Performance Measures</i>	# of citizen volunteers coordinated
	# of volunteer hours contributed by citizens
	# of community-wide service projects/events coordinated
	# of volunteer management workshops and technical assistant trainings
	# of participants who successfully complete the volunteer management certification course
Housing Services Goal	To provide the very low, low and moderate income citizens of the unincorporated areas of Leon County with safe, sanitary, and affordable homes through the provision of funds for rehabilitation, home counseling, and down payment assistance. Housing Services serves Leon County residents with professionalism, management, leadership, and support consistent with the Board policy and the mission of Leon County.
<i>Performance Measures</i>	# of total housing rehabilitation inspections performed
	# of clients receiving Down Payment Assistance
	# of housing units receiving Home Rehabilitation
	# of housing units receiving Home Replacement
	Total Housing Grant Dollars Administered
Veterans Services Goal	To counsel and assist veterans and their dependents with processing benefits claims and obtaining other benefits entitled to them through the United States Department of Veterans' Affairs and other Federal Government Agencies as well as serve as the Veteran Liaison for the local community.
<i>Performance Measures</i>	# of clients served (in person)
	# of clients served (outreach)
	Monthly client benefit payments (retroactive)
	Monthly client benefit payments (recurring)
Primary Healthcare Goal	To effectively serve the residents of Leon County by providing primary health care services to low income and uninsured Leon County residents in an efficient and cost effective manner.
Housing Finance Authority Goal	To consider Leon County affordable housing financing for owner-occupied single-family and multi-family housing units to include townhouses and condominiums, which include the sale of taxable bonds once approved by resolution of the Board of County Commissioners

Summary of Division/Program Goals and Performance Measures

Public Services Cont'd	
EMS Goal	To provide clinically superior, compassionate, cost-effective emergency medical services to all citizens and visitors of Leon County; regardless of social economic status, utilizing the latest technologies and medical care standards, within the bounds of available resources
<i>Performance Measures</i>	# of calls for service responded to # of transports made # of public education events conducted
Planning Department Goal	To provide accurate information, creative, and effective planning recommendations and expertise in the areas of long range land use, environmental and transportation planning, and in land use administration to the City and County governments, the Planning Commission, appointed boards and committees, residents, and businesses.
<i>Performance Measures</i>	# of Land Use Applications Processed, including Site Plans, Text Amendments, Subdivisions, Plats, etc. (City and County) # of Rezoning, PUDs Processed # of Comp Plan Amendments Analyzed and Processed # of SF of Non-Residential Development Permitted in the Southern Strategy Area # of Residential Dwelling Units Permitted within the Southern Strategy Area. # of GIS Layers Actively Maintained
Growth & Environmental Management	
GEM - Support Services Goal	To administer, centralize, coordinate and facilitate licensing code compliance, citizen review boards, and growth and environmental management services to residents, property owners and land development professions served by the divisions under the Department of Growth and Environmental Management of Leon County, in order to achieve compliance with adopted ordinances and policies
<i>Performance Measures</i>	# of permit applications received and processed % of Code Enforcement Board orders prepared and executed within 10 working days # of walk-in customers # of permits issued or approved # of calls processed Total fees received
Building Inspection Goal	To ensure a safely built environment for the public within the unincorporated area of Leon County. Building Inspection effectively and efficiently obtains compliance with appropriate construction codes through permit issuance, plans review, inspections, use of automation technologies and training; all to be performed in a customer and staff sensitive manner. The division also provides staff support for the County's Contractor Licensing and Code Enforcement Boards and the Board of Adjustment and Appeals.
<i>Performance Measures</i>	# of building inspections performed # of miles between each inspection Average minutes per inspection on construction site # of plan reviews performed
Environmental Compliance Goal	To provide high quality technical and scientific permitting and review services to the public and to disseminate environmental information to the public and government agencies in support of environmental protection efforts.
<i>Performance Measures</i>	# of natural Features Inventory applications reviews # of site plan reviews (environmental impacts) # of stormwater operating permits reviews # of environmental duty officer customer service clients # of single Family Lot Environmental Permit Applications reviews # of stormwater operating permit renewals # of conduct 4,800 environmental inspections annually # of number of Environmental Management Act permits # of Science Advisory Committee meetings administered annually
DEP Storage Tanks Goal	To effectively and efficiently implement the Florida Department of Environmental Protection's Storage Tank Contract in a customer sensitive manner.
<i>Performance Measures</i>	# of compliance inspections # of requests for customer assistance

Summary of Division/Program Goals and Performance Measures

Growth & Environmental Management Cont'd	
Development Services Goal	To protect the health, safety, and welfare of the community by ensuring that all land development activities comply with adopted zoning, design, site plan, and subdivision standards and regulations.
<i>Performance Measures</i>	# of all construction address assignments # of subdivision and site and development plan reviews # of Limited partition and Type A site & development plan reviews # of Type B site and development plan reviews # of Type C site and development plan reviews # of Type D site and development plan reviews # of Permitted Use Verifications (PUV) reviewed and issued # of subdivision/ASAP & other exemption determinations # of zoning compliance determinations for residential development # of Board and Adjustment and Appeals Requests # of Concurrency Management Certificates Issued, small project** # of Concurrency Management Certificates Issued, large project*** # of Development Agreements Reviewed # of DRI applications & development orders reviewed # of Land Dev. Code amendments by section, presented to Board
Management Services	
Probation Goal	To restore and enhance the quality of life of its clients, and assist in making them productive and responsible citizens for a safer community
<i>Performance Measures</i>	# of average alcohol tests administered to Probation defendants per month # of total End of Year Probation Caseload # of end of Year Caseload Per Probation Officer Managing Caseloads Probation and SPTR Fees Collected (County Court Probation, alternative community service, no-show fees) and pretrial release fees # of Defendants - Community Service and Work Program # of Hours Defendants Worked - Community Service and Work Program Estimated jail savings
Pretrial Release Goal	To restore and enhance the quality of life for defendants and the community at-large through continued monitoring and enforcement of court-ordered conditions of release.
<i>Performance Measures</i>	# of defendant assessed at jail to release, (per Administrative Order, or hold for first appearance), including criminal history and background # of Defendant assessment per FTE (including attendance at first appearance) # of average End of Month Caseload # of Defendant caseload managed per FTE (monthly average) # of average End of Month Electronic Monitoring Caseload # of average End of Month FTE per Electronic Monitoring Caseload Annual Operating Cost Savings in terms of Jail Bed Days
Facilities Management Goal	To serve the citizens of Leon County and occupants of County facilities through the provision of professional maintenance, construction, and operating services, in order to provide clean safe and fully-functional County facilities.
<i>Performance Measures</i>	\$ volume of capital projects managed in millions # of work orders opened % of work orders opened for preventative maintenance % of work orders closed within the year Total square footage of County facilities maintained
MIS Goal	To serve our end users with continually improved efficient, cost effective technology and telecommunications products, services, and information so that our customers are totally satisfied and able to fulfill their mission.
<i>Performance Measures</i>	Average number of e-mails processed each month (in millions) Approximate amount of valid e-mails (balance of e-mail spam or viruses trapped) Average monthly visits to Leon County web site % of help calls completed in one day % of internal service customers rating MIS as responding promptly to needs (2007 Management Services survey actual results) Number of new applications/services deployed

Summary of Division/Program Goals and Performance Measures

Management Services Cont'd	
GIS Goal	To enhance the County's Information Management capabilities to provide efficient and improved services to citizens
<i>Performance Measures</i>	Provide customer response to system and software requests within (1) hour 100% of the time
	Increase GIS internet applications, services and downloadable files by 20% annually
	Increase internet user sessions by 20% annually
	Provide maintenance of base map components per schedule matrix, as required.
	Average monthly visits to the GIS Web Site
	Layers of data maintained (such as aerial photography at various resolutions; addressing; streets; building footprints; contours within USA (1 ft.) and County (2 ft.); hydrography; elevation; flood zones; land use and zoning; property ownership; subdivisions; easements; census)
MWSBE Goal	To provide minority, women, and small businesses with a means of participation in Leon County's procurement process for the purpose of achieving economic parity among all Leon County vendors.
<i>Performance Measures</i>	1. Review and analyze all preliminary bids and request for proposals to determine the appropriate target within 3 days of request 95% of the time a. Total # of preliminary requests for proposals analyzed
	2. Attend and present MWSBE information for all Purchasing Division pre-bid conferences 95% of the time. a. Total # of pre-bid conferences attended
	3. Reviewed, analyzed and submitted all MWSBE statements within 3 days of the bid or request for proposal closing date 95% of the time. a. Total # of submitted proposals reviewed
	4. Provide training to at least 25 citizens for assistance in starting, maintaining and enhancing their local business
	5. % of respondents committed to meet or exceed MWSBE Aspirational Target
	6. % of internal service customers rating MWSBE as responding promptly to needs (Annual Survey)
	7. % of internal service customers rating MWSBE as providing an overall satisfactory service experience (Annual Survey)
Purchasing – Procurement Goal	To provide timely and professional procurement services to secure requested supplies, services and commodities at a specified level of quality and at the lowest possible cost, through open and fair competition.
<i>Performance Measures</i>	% of completed requisitions for purchase orders processed within 2 days of receipt.
	% of bids/RFPs processed within 45 work days of receipt of request
	# of Purchase Orders Issued
	\$ Volume of Purchase Orders Issued (millions)
	\$ amount of Central Purchasing Office purchases per Central Purchasing FTE (2.75 FTE allocated) (millions)
	# of Bids Issued
	Purchasing Card Volume
	Purchasing Card Rebate
Property Control Goal	To create and maintain an exemplary records and management control program for the tangible personal property of Leon County.
<i>Performance Measures</i>	Decrease the % of items not located in the annual inventory from the prior year (reflects percentage decrease in items missing from the prior year).
	# New Assets Tagged
	\$ Value of New Assets
	# of Assets at Year End
	Year End Total Asset Value
	# of Surplus Auctions
	\$ Value of Auction Proceeds
	Items Not Found In Inventory After 3 yrs - Deleted 3rd Year (Annual Inventory)
Warehouse Goal	To procure, stock and issue high turnover type items to facilitate the work routines of County departments.
<i>Performance Measures</i>	Cost per issuance
	Operational cost as a % of total dollar value of issuances (expenses / \$ value of issuances)
	# of issuances
	\$ volume of issuances

Summary of Division/Program Goals and Performance Measures

Public Works	
Support Services Goal	To effectively serve the residents of Leon County by planning, developing, and maintaining quality infrastructure. This is accomplished by delivering environmentally sensitive and cost-effective products and services in order to achieve a high quality of life that includes health and safety, human comfort, and conveniences.
Transportation Maintenance Goal	To provide for the safety, comfort and convenience of the public by creating, maintaining, and managing infrastructure and programs supporting transportation, roadside beautification, and stormwater maintenance. This is accomplished through cost effective, environmentally sensitive, and aesthetically pleasing products and services.
<i>Performance Measures</i>	Perform 1,250 tons/year of major asphalt repairs Perform 1,000 tons/year asphalt/pothole patching Install and repair 7,000 sign panels annually Install and refurbish 75,000 sq. ft. of pavement markings and symbols with plastic Respond to 90% of work orders within three (3) weeks Grade County maintained dirt roads on a 15 day cycle
Right of Way Goal	To provide for the safety, comfort, and convenience of the public by managing programs that support transportation, roadside beautification, and stormwater maintenance.
<i>Performance Measures</i>	Increase the number of Adopt-a-Road litter control groups by 2% over the prior year Inspect and remove high risk wood on 58 miles of Canopy Roads every three (3) years with an annual average of 19.3 miles Perform clear zone maintenance on 50 shoulder miles Pick up litter on 500 miles of roads five (5) times per year (Goal: 2,500 mi) Maintain 17.3 acres of landscaped area 12 times per year (Goal: 207 acres) Respond to 90% of work orders within three (3) weeks Mow 500 miles, five (5) times during the mowing season (Goal: 2,500 mi)
Alternative Stabilization Goal	To provide for the safety, comfort, and convenience of the public through the delivery of cost effective, environmentally sensitive, and aesthetically pleasing roadways and infrastructure.
<i>Performance Measures</i>	Chemically stabilize 4 miles of dirt roads annually Chemically rejuvenate 4 miles of dirt roads annually Stabilize 8 miles of dirt roads using Open Grade Mix Asphalt
Stormwater Maintenance Goal	To provide for the safety, comfort and convenience of the public by creating, maintaining and managing infrastructure and programs supporting transportation, roadside beautification, and stormwater maintenance.
<i>Performance Measures</i>	1. Respond to 90% of work order requests within six (6) weeks 2. Clean and reshape 225,000 feet/year of roadside ditches annually 3. Hydromulch 4 acres/year of disturbed drainage areas annually 4. Repair 130 miles/year of shoulders annually 5. Sod 11 miles of ditches annually 6. Clean 19,000 feet of drainage pipes annually 7. % of ponds mowed three times annually per County Operating Permit requirements 8. % of conveyance systems mowed three times a year per County Operating Permit Standard 9. % of treatment facilities operating under and meeting County operating permit requirements
Animal Services Goal	To improve the well-being of citizens and animals through humane education, prevention, and enforcement programs for the citizens and domestic animals of Leon County.
<i>Performance Measures</i>	Increase domestic animal rabies vaccination: Measured by bite animal vaccination rates Maintain customer complaint rate at 5 per 1,000 calls received # of citations issued # of field service calls (bite and service calls including follow-ups)
Engineering Services Goal	To provide the public with professional services for the construction and maintenance of cost-effective infrastructure to enhance our community's quality of life.
<i>Performance Measures</i>	Manage staff so that not less than 60% of staff time is spent on Capital Improvement Project activities Review, permit, and inspect for completion of all projects assigned to ensure compliance with County standards Maintain subdivision plat review time to an average of 6 days or less

Summary of Division/Program Goals and Performance Measures

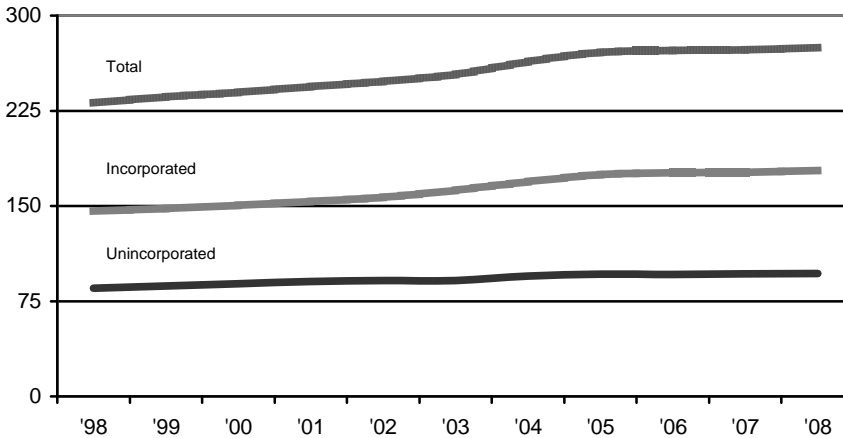
Public Works Cont'd	
Fleet Maintenance Goal	To provide the best quality maintenance and repair at the most economical cost to taxpayers of Leon County.
<i>Performance Measures</i>	# of chargeable hours # of preventative maintenance services performed
Mosquito Control Goal	To train and empower its employees to provide Leon County residents and visitors with effective and environmentally sound mosquito control services. Services and educational programs are provided to protect public health and reduce human discomfort associated with large mosquito populations.
<i>Performance Measures</i>	% of mosquito larva requests responded to in two days % of adult mosquito spraying requests responded to in two days % domestic mosquito requests responded to in two days
Parks & Recreation Goal	To provide for the safety, comfort and convenience of the public by creating, maintaining, and managing infrastructure and programs supporting recreation, parks and open space. This is accomplished through cost effective, environmentally sensitive and aesthetically pleasing products and efficient services.
<i>Performance Measures</i>	# of acres of invasive exotic plants removed from greenways and open spaces # of greenway acres maintained # of youths participating in sport activities
Solid Waste Management Goal	Dedicated to excellent public service and responsible fiscal and environmental stewardship.
<i>Performance Measures</i>	Maximum on-site time for self-dumping vehicles Annual customer satisfaction survey score (1=very poor, 5=excellent) % of FDEP quarterly inspections found in compliance (no permit issues or violations) % of employees satisfying FDEP certification requirements # of days monthly provide all-weather roads into disposal area Tons of class III waste processed Tons of tire waste processed Tons of electronics waste processed Tons of wood waste processed
Solid Waste Rural Waste Service Goal	Dedicated to excellent customer service and responsible fiscal and environmental stewardship.
<i>Performance Measures</i>	# of random load inspections per site per month Annual customer satisfaction survey score (1=very poor, 5=excellent) # of chargeable accidents for roll-off truck drivers # of traffic violations for roll-off truck drivers Average customer turn around time from gate to gate Average truck turn around time from gate to gate Tons of rural waste collected
Solid Waste Transfer Station Goal	Dedicated to excellent public service and responsible fiscal and environmental stewardship.
<i>Performance Measures</i>	% of operating days with waste left on the floor overnight Average loading time for transport trailers % of employees satisfying FDEP certification requirements % of FDEP quarterly inspections found in compliance (no permit issues or violations) Average net outbound load weight (tons) Tons of Class I waste processed
Solid Waste Hazardous Waste Goal	To ensure that hazardous waste materials are properly managed and legally disposed in an environmentally sound manner, in keeping with the Division goal statement.
<i>Performance Measures</i>	# of residents household hazardous waste disposal services provided to # of conditionally exempt agencies and small businesses household hazardous waste disposal services provided to # of off-site household hazardous waste disposal collection events Pounds of potentially hazardous material processed Pounds of potentially hazardous material reused or recycled
Solid Waste Recycling Services Goal	To provide recycling services and education to residents, businesses and government in order to prevent pollution, preserve natural resources, protect our local environment and reduce solid waste.
<i>Performance Measures</i>	Drop-off and Curbside Recycling tonnage County office paper recycling tonnage # of community-wide recycling related events coordinated # of waste reduction/recycling classroom presentations conducted



Community Economic Profile

Population

Thousands



Sources:

- 2008, Population Estimates and Projections from Tallahassee/Leon County Planning Department 2009
- 1998-2007, Division of Research & graphics and University of Florida BEBR, Florida Statistical Abstract 2008.

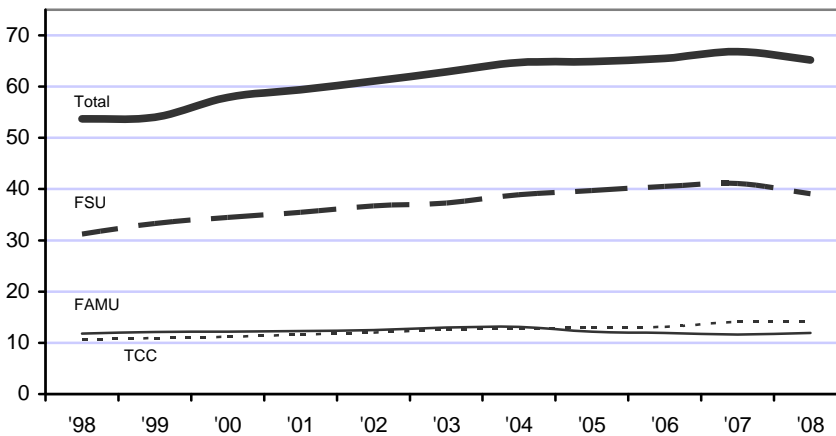
The Florida Bureau of Economic and Business Research, [Florida Statistical Abstract](#), estimated the 2008 Leon County population at 274,892 residents; 65% incorporated and 35% unincorporated. The average ratio over the last decade has remained steady at 2/3 to 1/3. Total county population estimates have slowed to less than 1% annual growth since 2006. This trend is anticipated to continue over the next decade. Population estimates include higher education enrollment.

Beginning in 2006 Leon County's population began to lag the estimated state growth rate of 2.4% in 2006 and 1.8% in 2007. Both the state and county growth rates slowed to less than 1% in 2008. Since the 2000 census, the county population has increased an estimated 14.8%, while the state has grown an estimated 17.7%.

Leon County had the second highest growth rate of the neighboring counties since the last census: Wakulla (34.4%), Jefferson (12.8%) and Gadsden (12.3%).

Higher Education Enrollment

Thousands



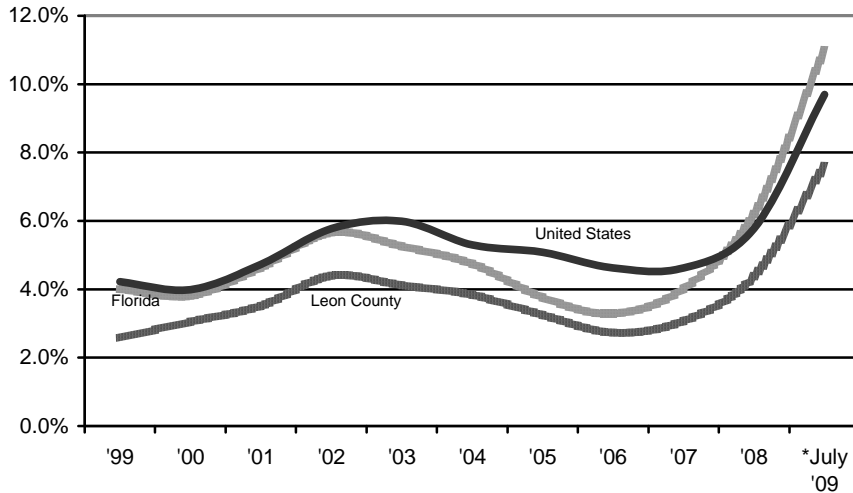
Source: Fall Enrollment Statistics from the Office of the Registrar for FSU/FAMU/TCC

Three institutions of higher learning are located in Tallahassee: Florida State University (FSU), Florida Agricultural & Mechanical University (FAMU), and Tallahassee Community College (TCC). Due to a cap on freshman enrollment at FSU, total enrollment for fall 2008 was 65,156, down for the first time in more than a decade.

In the last decade, TCC has had the highest overall average enrollment increase (2.96%), followed by FSU (2.09%) and FAMU (.79%).

Community Economic Profile

Unemployment Statistics



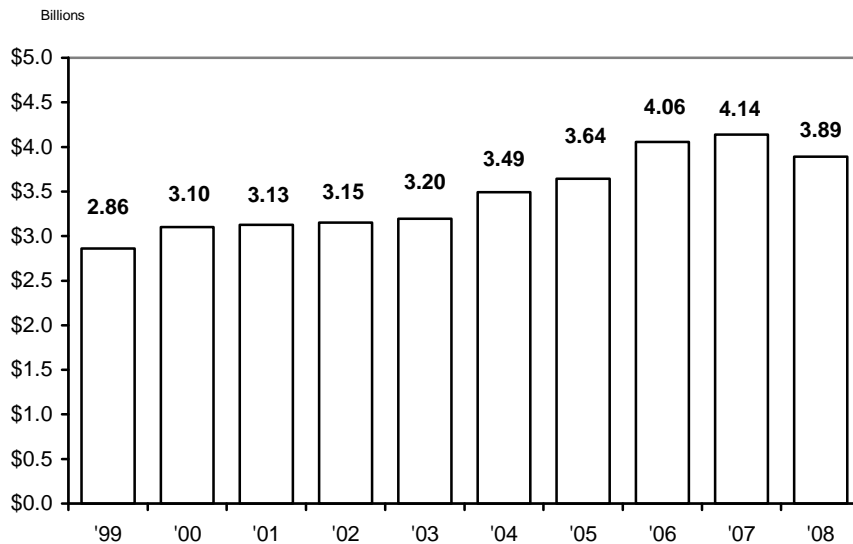
Source: Florida Agency for Workforce Innovation, Labor Market Statistics; US Department of Labor, Bureau of Labor Statistics

Unemployment rates are a traditional indicator of economic health. Leon County's unemployment rate has remained below the state and national averages for the past ten years. After increasing from 2000 to 2002, the unemployment rate decreased through 2006. In 2008, a troubled economy caused unemployment to rise nationwide. The state of Florida experienced a 54% increase in unemployment from 2007 compared to Leon County's 42% increase.

The continuing recession has further increased Florida's unemployment rate to 11.0%, which is 1.3% higher than the current national average of 9.7%. While Leon County's unemployment rate typically trends lower than the state or national rates, the current 7.6% rate is an increase of 74% from the 4.38% unemployment rate in 2008.

*FY09 data for July only.

Taxable Sales



Source: Florida Legislature's Office of Economic and Demographic Research for Tallahassee Metropolitan Statistical Area

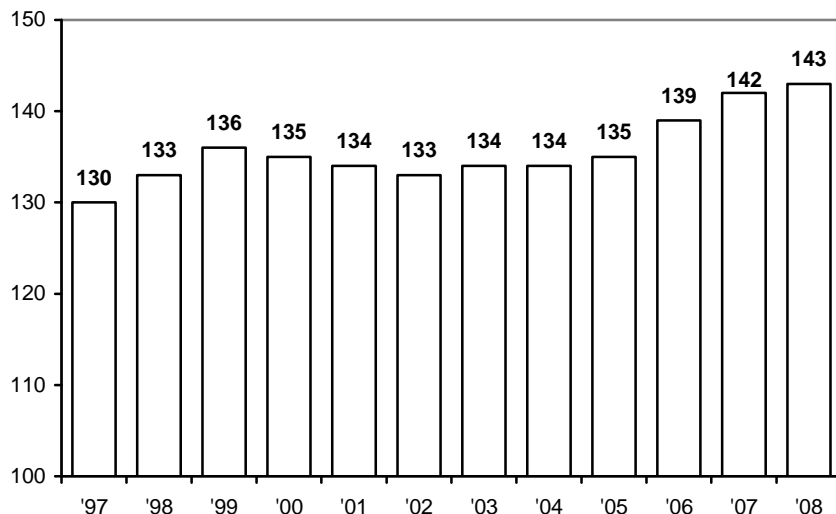
Taxable sales data are popularly used as one indicator of regional economic activity. The data is derived from sales tax returns filed monthly by retail establishments with the Florida Department of Revenue. Retail sales have experienced a steady increase since 2002; however, between 2006 and 2007 taxable sales moderated, indicating the beginning of the current economic downturn. In 2008 taxable sales declined by \$250 million or 6%.

In 2006, taxable sales increased 11%.
In 2007, taxable sales increased 2%.
In 2008, taxable sales decreased 6%.

Community Economic Profile

Total County Labor Force

Thousands



Source: Florida Agency for Workforce Innovation, Labor Market Statistics; US Department of Labor, Bureau of Labor Statistics

The local labor force consists of the total number of people employed and individuals seeking employment including those classified as unemployed.

Since 1997, Leon County's labor force has increased an average of 1% annually. In 2008 civilian positions decreased by 2100 or 1.2%.

The percentage of the labor force for Government has decreased since 1997, while Professional and Business Services, Financial Activities, Education and Health Services, Leisure and Hospitality, Construction, and Trade have all increased, which reflects a more diverse economy.

Employment by Industry – 1997 vs. 2008

Industry	Employees 1997	% Labor Force	Employees 2008	% Labor Force	% Change
Government	60,000	38.9%	63,400	35.5%	5.7%
Professional and Business Services	14,400	9.3%	19,600	11.2%	36.1%
Retail Trade	17,500	11.3%	18,400	10.6%	5.1%
Financial Activities	6,300	4.1%	8,000	4.6%	27.0%
Information	3,800	2.5%	3,800	2.2%	0.0%
Education and Health Services	15,000	9.7%	18,900	10.0%	26.0%
Leisure and Hospitality	12,300	8.0%	16,500	9.5%	34.1%
Construction	7,000	4.5%	8,600	5.3%	22.9%
Wholesale	3,400	2.2%	3,600	2.2%	5.9%
Manufacturing	5,100	3.3%	4,400	2.6%	-13.7%
Trade, Transportation and Utilities	1,900	1.2%	2,100	1.3%	10.5%
Other Services	7,600	4.9%	9,400	4.9%	23.7%
Total	154,300	100.0%	176,700	100.0%	14.5%

Source: Florida Agency for Workforce Innovation, Labor Market Statistics; US Department of Labor, Bureau of Labor Statistics

Over the past twelve years, Leon County's major industries have included Government, Retail Trade, Trade/Transportation and Utilities, and Education/Health Services. This is attributed to the support needed for the large government and higher education infrastructure in the Tallahassee Metropolitan Statistical Area (MSA).

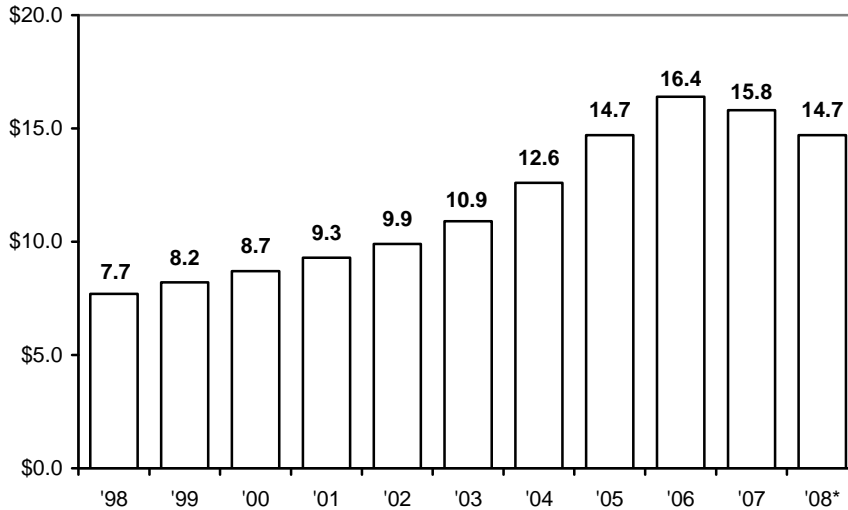
The most dramatic increase over the past decade has been both Professional and Business Services and Leisure and Hospitality. Manufacturing is the only industry that has seen a decrease.

As a whole, these industries have seen a 14.5% increase in employment over the past twelve years, with 176,700 employees in 2008. Government showed the lowest growth of the major industries.

Community Economic Profile

Taxable Value

Billions

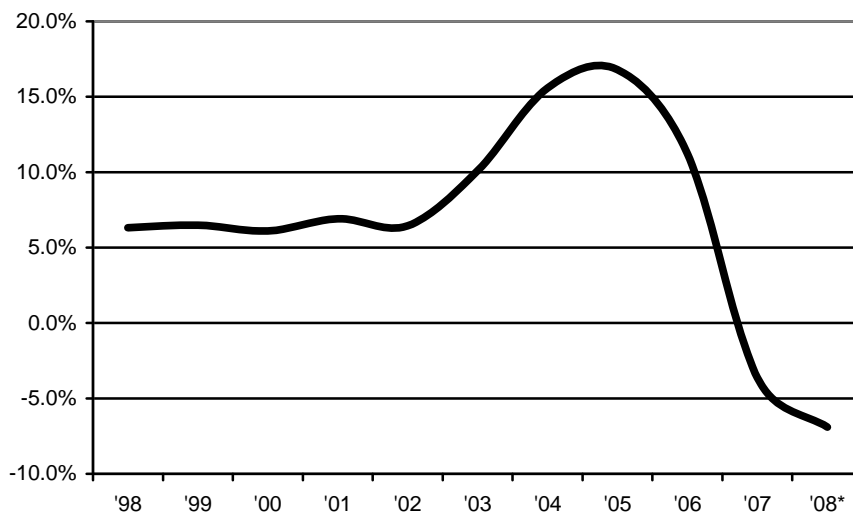


Sources: Certification of Final Taxable Value, Forms DR-422
*DR-420

Taxable values increased steadily from 1998 to 2006; however, due to property tax reform in 2007, the value of taxable property fell to \$15.8 billion. The approximate \$1 billion decrease in valuation for 2008 is largely due to the current recession and a repressed housing market.

Valuations from the prior year ending December 31 are used to develop the next year budget (e.g. 2008 valuations are used to develop the FY 2009/2010 budget).

Annual Percentage Change in Taxable Value



Source: Certification of Final Taxable Value, Forms DR-422
*DR-420

Property tax reform in 2007 and 2008 contributed to the first declines in taxable value percentage in over a decade. The continuing decline is due to the recession economy and the repressed housing market. In 2006 values increased by 11.2% followed by two years of decline (3.6% and 6.9%, respectively).

Community Economic Profile

Principal Taxpayers

2007			2008		
Name	Total Taxable Value	Total Taxes	Name	Total Taxable Value	Total Taxes
Sprint- Florida Inc./EMBARQ	\$266,557,817	\$4,945,823	Sprint- Florida Inc./EMBARQ	\$205,886,367	\$3,938,864
Smith Interest General Partnership	\$150,273,764	\$2,832,450	Smith Interest General Partnership	\$153,162,963	\$2,975,455
Talquin Electric Coop, Inc.	\$127,972,912	\$2,008,891	Talquin Electric Coop, Inc.	\$104,793,531	\$1,700,764
Tallahassee Medical Center, Inc. *	\$78,922,868	\$1,487,586	Tallahassee Medical Center, Inc.	\$78,133,139	\$1,517,853
Koger Equity, Inc	\$71,024,325	\$1,338,709	DRA CRT Tallahassee Center, LLC	\$74,779,674	\$1,452,707
Stiles, J.A. III Etal, Trust.	\$63,667,295	\$1,200,039	Stiles, J.A. III Etal, Trust	\$59,358,184	\$1,153,122
Wal-Mart Stores, Inc	\$51,874,102	\$960,993	Wal-Mart Stores, Inc	\$50,932,798	\$979,050
Florida Gas Transmission Company.	\$59,084,105	\$926,439	St. Joe Company	\$42,438,831	\$823,648
Goodwood Medical Center	\$41,504,451	\$782,301	Northwood Associates, LLC	\$39,374,370	\$764,906
Comcast Cablevision, Inc.	\$41,913,162	\$735,756	Goodwood Medical Center	\$38,679,644	\$751,410
Total	\$952,794,801	\$17,218,987	Total	\$847,539,501	\$16,057,779

Notes:

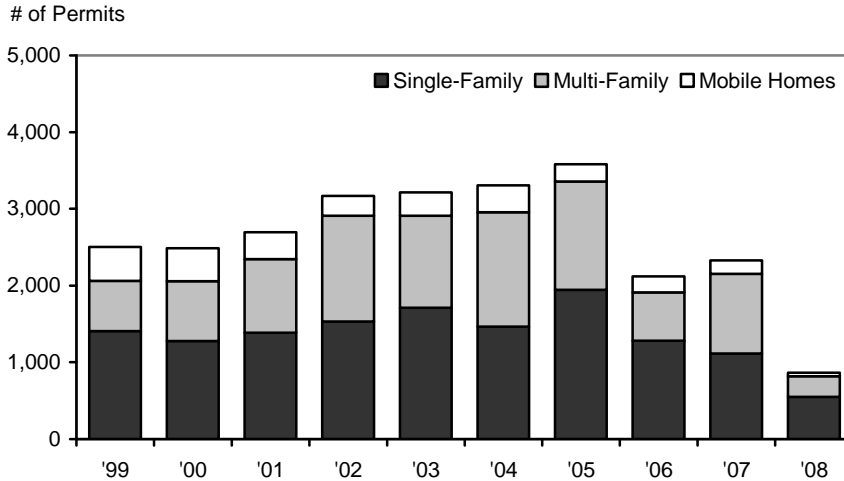
Taxes paid reflect all taxing authorities (i.e. School Board, City, Northwest Water Management District, and the Downtown Improvement Authority).

The taxable value of Leon County's Top Ten Taxpayers decreased by \$105.3 million from 2007 to 2008; this 11.05% decrease in value led to a 6.7% decrease in total taxes paid based on total taxable value.

*Tallahassee Medical Center, Inc. is also known as Capital Regional Medical Center

Community Economic Profile

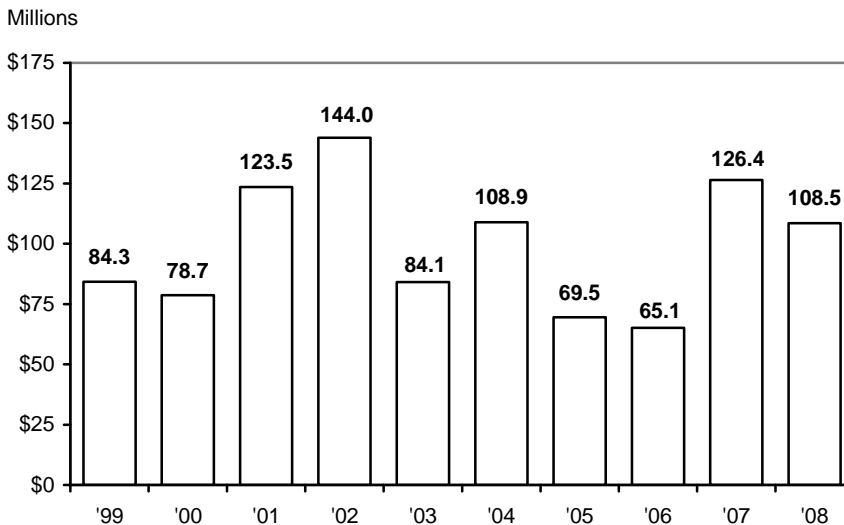
Residential Building Permits



Source: Leon County Growth & Environmental Management, City of Tallahassee Building Inspection Division, and Tallahassee-Leon County Planning Department

Total Residential Building Permits grew relatively steady from 1999 to 2005. However, signaling the beginning of a housing crisis, 2006 experienced a dramatic decrease in overall permits. By 2008 single-family permits decreased by 72% while total Residential Building Permits fell by 76% from peak 2005 levels.

Value of Commercial Permits



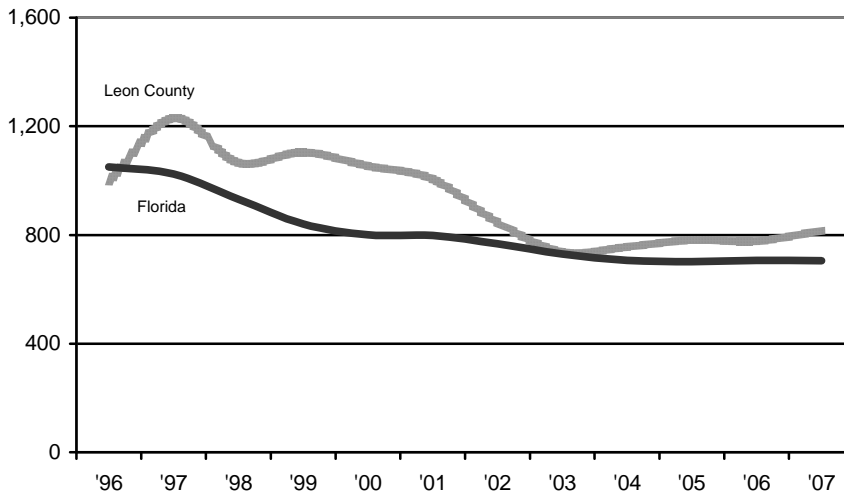
Source: Leon County Growth & Environmental Management, City of Tallahassee Building Inspection Division, and Tallahassee-Leon County Planning Department

Over the past 10 years commercial permit valuation has been erratic. Spikes in 2002, and 2004, were all followed by significant reductions the following years. The spike in 2007 was followed by a moderate reduction in permitting in 2008.

Community Economic Profile

Violent Crime Rate

Per 100,000 Residents



Source: Florida Statistical Analysis Center, FDLE

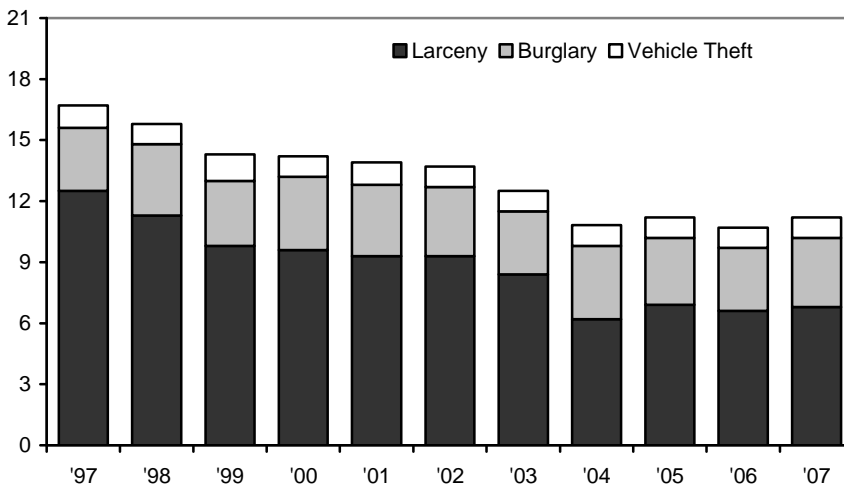
Violent Crime consists of murder, sex offenses, robbery and aggravated assault.

In 2007, Leon County saw a 5% increase in violent crimes committed per 100,000 people, primarily due to a 24% increase in robberies. Statewide violent crime remained steady for the same time period.

Over the past ten years Violent Crime in Leon County has decreased an average of 3.7%.

Crimes Against Property in Leon County

Thousands



Source: Florida Statistical Analysis Center, FDLE

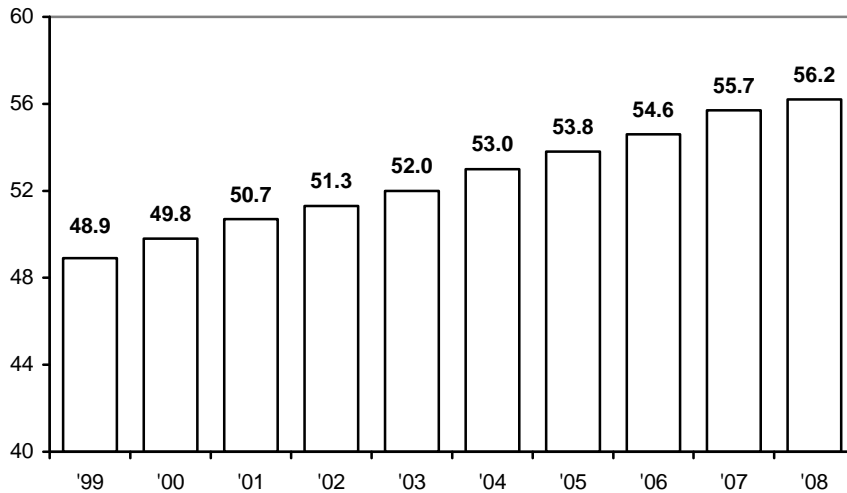
Generally, property crime in Leon County has decreased since 1997. Over a ten-year period there has been an average of 5.7% decrease for Leon County. The greatest decline occurred from 2003 to 2004 at 15.58%.

Leon County experienced an increase of 4.8% in property crimes in 2007. An increase in total burglaries was the main factor for the rise in property crimes.

Community Economic Profile

Homestead Parcels

Thousands



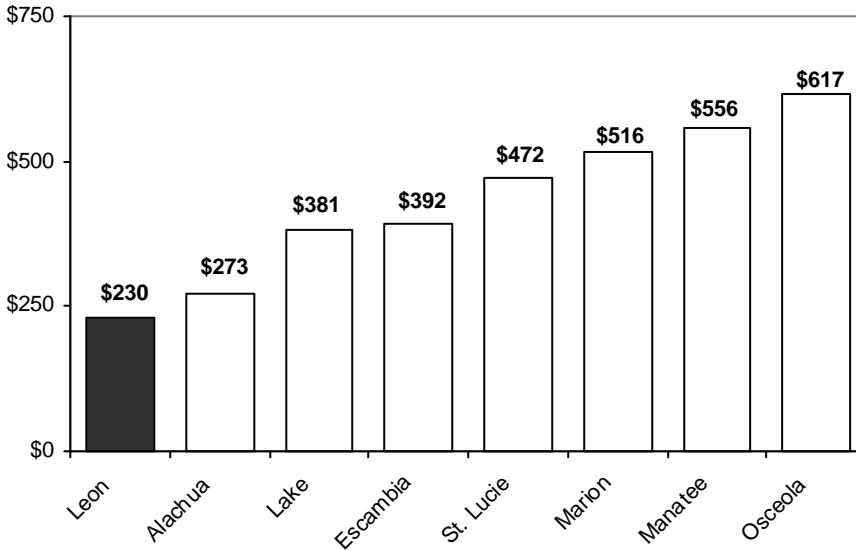
Source: Property Appraiser, Official Tax Roll Certification

Growth in homestead parcels remains steady at an average of 1.69% growth per year. From 2007 to 2008 there was a slight decrease from the long term average with a less than 1% increase, an additional 506 homesteaded parcels.

Comparative Data for Like-Sized Counties

Total Net Budget (FY09)

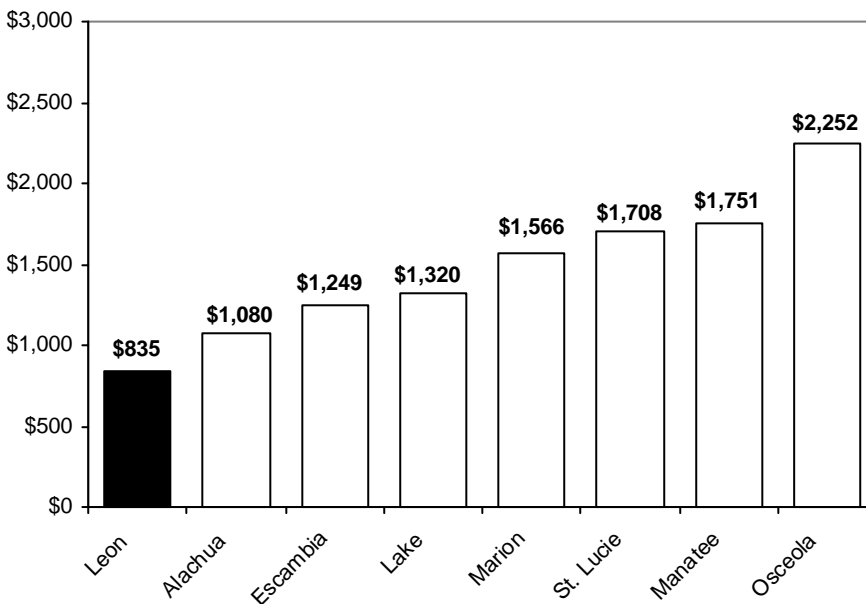
Millions



Leon County ranks lowest in operating budget among like-sized counties, with a net budget of \$230 million. Alachua County's net budget is 19% higher than Leon County's. Osceola County has the largest total net budget, which is nearly three times, or 168% higher than the Leon County budget.

Total net budget excludes county total budgeted reserves.

Net Budget Per Countywide Resident (FY09)

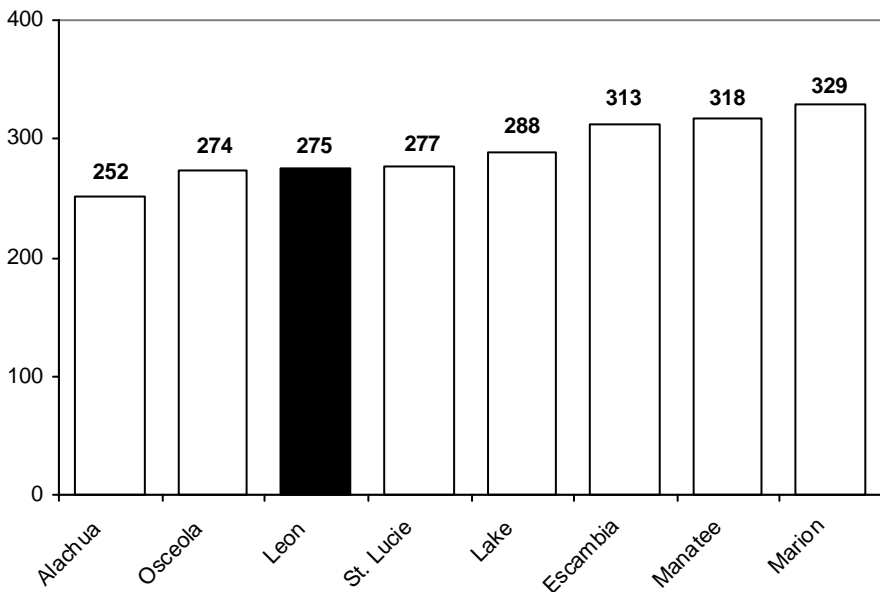


Leon County is the lowest for dollars spent per county resident. Osceola County spends nearly three times the amount per resident than Leon County. Alachua County's net budget per capita is 29% higher than Leon County's.

Comparative Data for Like-Sized Counties

Countywide Population (2008)

Thousands

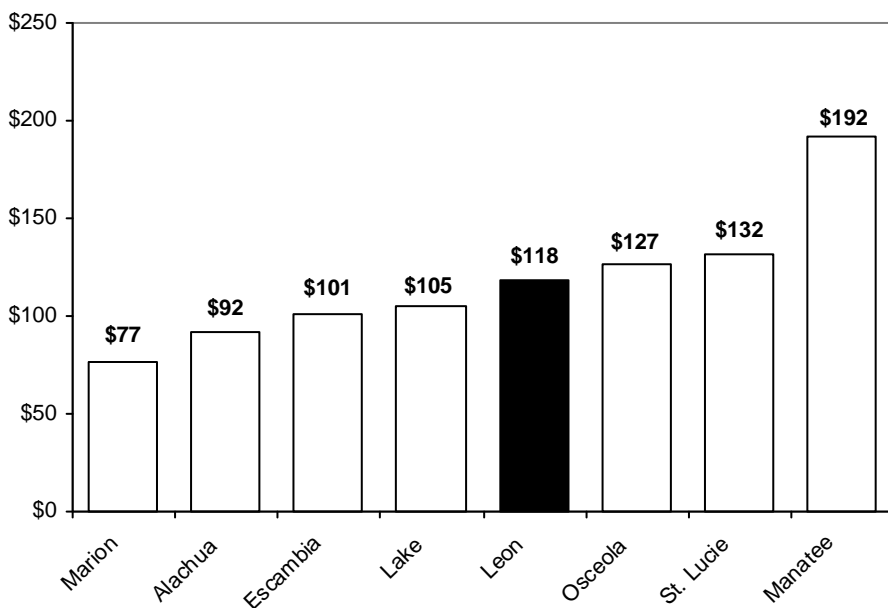


The Florida Bureau of Economic and Business Research estimated the Leon County 2008 population at 274,892 residents. The selection of comparative counties is largely based on population.

For more information on population see page 34 in the Community Economic Profile Section.

Anticipated Ad Valorem Tax Collections (FY09)

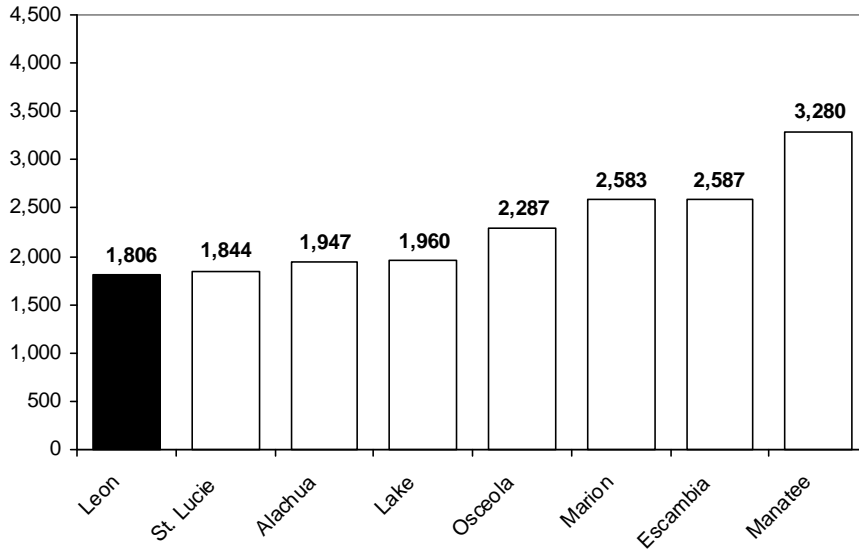
Millions



Among the like-sized counties, Leon County collects a moderate amount of ad valorem taxes. Due to the 2008 passage of property tax reform by referendum and enabling legislative actions, ad valorem tax collections rates were significantly impacted in all counties. In addition, decreased property valuations associated with the recession and a repressed housing market will further effect collections in the near term.

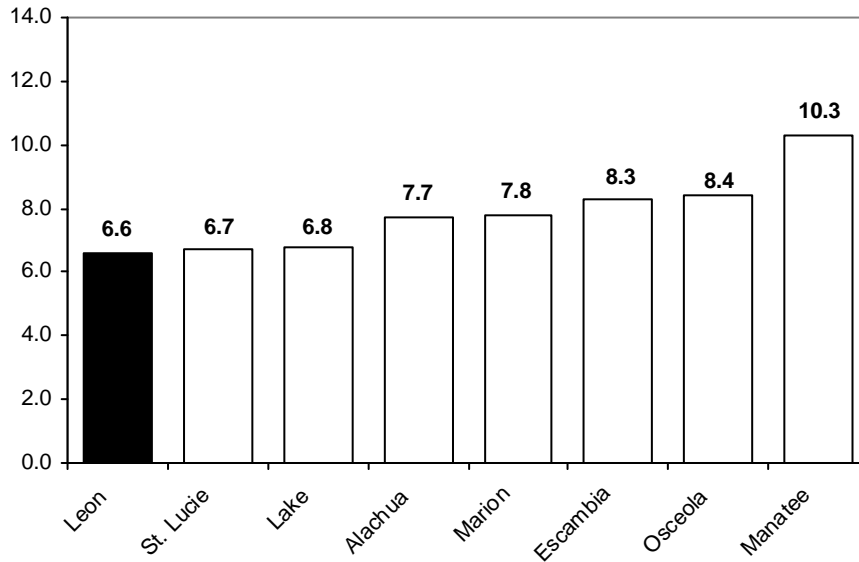
Comparative Data for Like-Sized Counties

Total Number of County Employees (FY09)



County employees consist of Board, Constitutional, and Judicial Offices. Leon County has the lowest number of county employees among comparables. The closest comparable county to Leon is St. Lucie, which has 2% more employees than Leon. All comparable counties surveyed reported fewer employees than in FY08. This is largely attributed to property tax reform followed by the current recession which has impacted county revenues and services.

County Employees per 1,000 Residents (FY09)

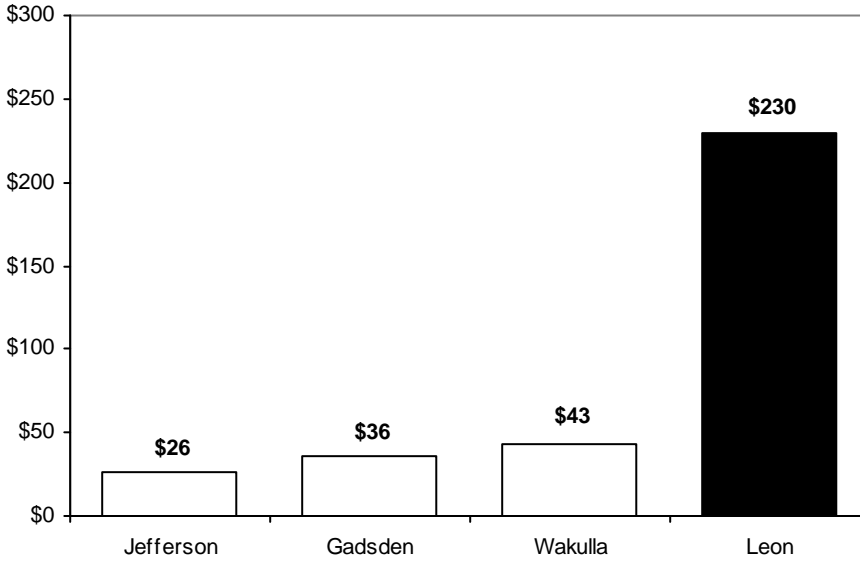


Leon County has a ratio of 6.6 employees for every thousand County residents. When compared to like-sized counties, Leon County ranks the lowest, closely followed by St. Lucie and Lake counties with 6.7 and 6.8 per thousand respectively.

Comparative Data for Surrounding Counties

Total Net Budget (FY09)

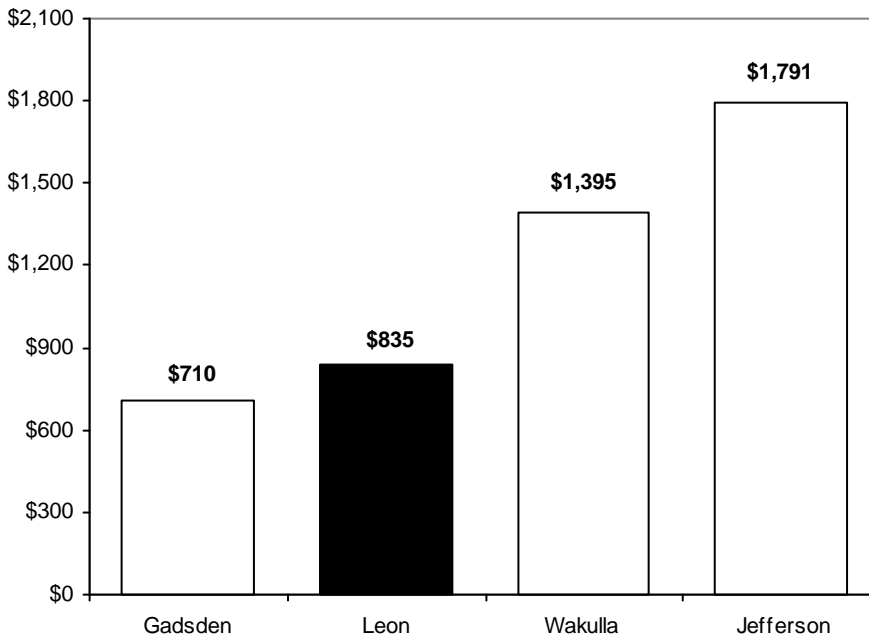
Millions



Leon County ranks highest in operating budget among surrounding counties, with a net budget of \$230 million. Wakulla County ranks second highest with a net budget of \$43 million.

Total net budget excludes county total budgeted reserves.

Net Budget Per Countywide Resident (FY09)

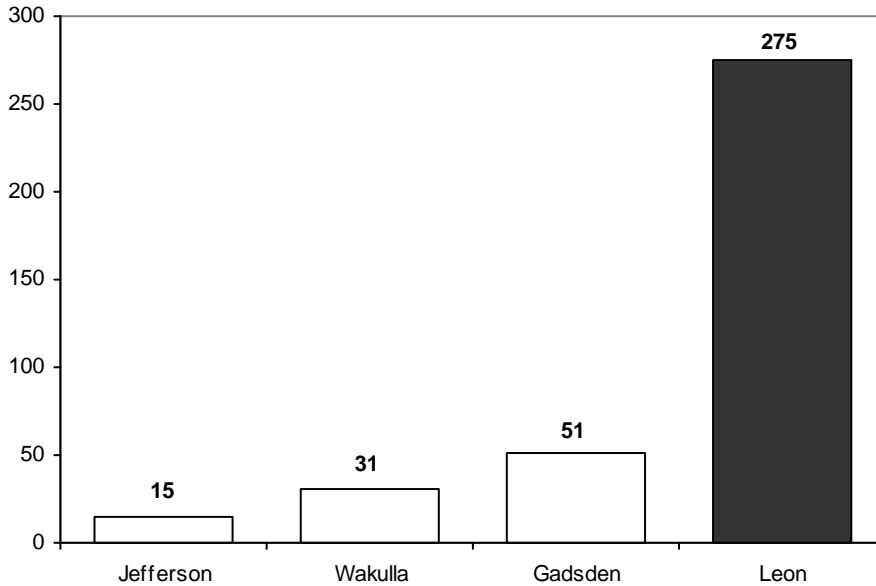


Leon County is the second lowest for dollars spent per county resident. Wakulla and Jefferson counties spend 68% and 115% more, respectively per county resident.

Comparative Data for Surrounding Counties

Countywide Population (2008)

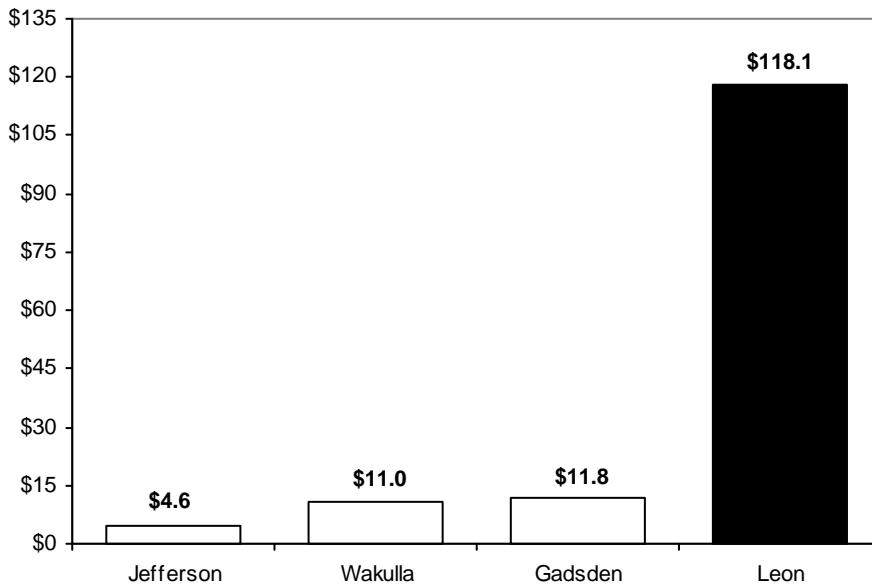
Thousands



The Florida Bureau of Economic and Business Research estimated the 2008 Leon County population at 274,892 residents. Leon County has approximately 224,000 more residents than neighboring Gadsden County which has the next highest population. Of the surrounding counties, Wakulla has the highest population growth rate since the 2000 census at 34% compared to Leon (15%), Jefferson (13%), and Gadsden (12%).

Anticipated Ad Valorem Tax Collections (FY09)

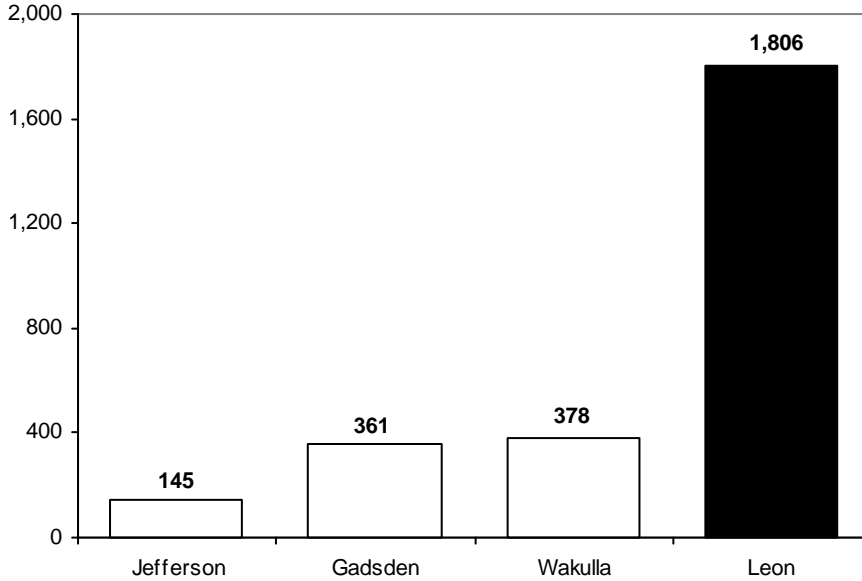
Millions



Among the surrounding counties, Leon County collects the highest amount of ad valorem taxes.

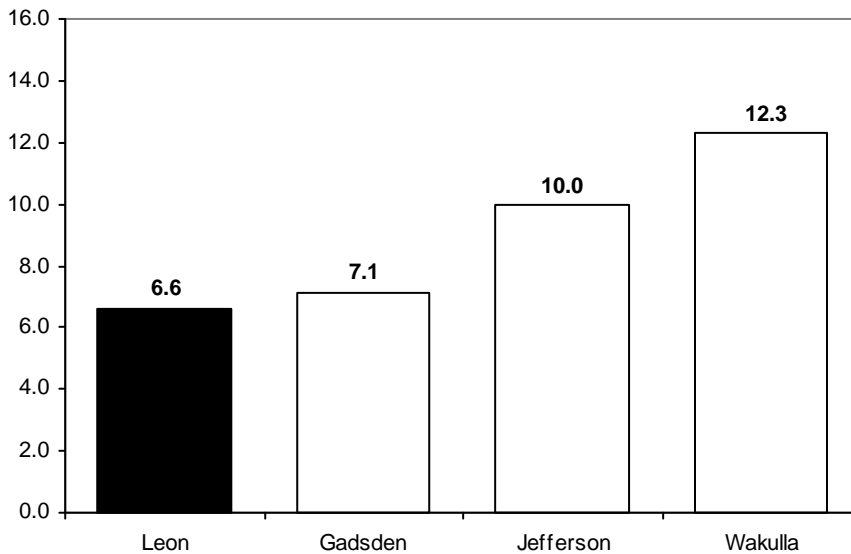
Comparative Data for Surrounding Counties

Total Number of County Employees (FY09)



County employees consist of Board, Constitutional, and Judicial Offices. Leon County has the highest number of county employees.

Total County Employees per 1,000 Residents (FY09)



Leon County has a ratio of 6.6 employees for every thousand county residents. When compared to surrounding counties, Leon County ranks the lowest.

**Leon County Government
Fiscal Year 2010 Budget**

Comparative Data for All Florida Counties

Net Budget per Countywide Resident

<i>County</i>	<i>Net Budget Per Capita</i>	<i>Staff Per 1000</i>	<i>% Exempt</i>
Liberty	\$562	9.3	75%
Santa Rosa	\$692	6.3	40%
Gadsden	\$710	7.1	59%
Jackson	\$734	7.1	55%
Leon	\$835	6.6	44%
Holmes	\$891	8.3	68%
Bradford	\$955	7.1	61%
Volusia	\$984	6.3	31%
Alachua	\$1,080	7.7	48%
Lafayette	\$1,081	5.3	75%
Columbia	\$1,106	9.8	49%
Suwannee	\$1,163	9.6	55%
Flagler	\$1,167	7.1	29%
Clay	\$1,234	8.1	39%
Okaloosa	\$1,237	6.6	31%
Escambia	\$1,249	8.3	49%
Citrus	\$1,277	8.3	35%
Brevard	\$1,299	7.0	44%
Lake	\$1,320	6.8	29%
Calhoun	\$1,324	7.5	65%
Bay	\$1,336	7.2	32%
Madison	\$1,337	10.5	54%
Washington	\$1,356	4.2	44%
Wakulla	\$1,395	12.3	45%
Levy	\$1,456	11.1	57%
Highlands	\$1,554	8.9	37%
Putnam	\$1,556	9.1	49%
Marion	\$1,566	7.8	45%
Gilchrist	\$1,580	10.7	63%
Hamilton	\$1,639	12.4	57%
Okeechobee	\$1,680	12.1	54%
Hardee	\$1,690	12.0	64%
Saint Lucie	\$1,708	6.7	36%
Nassau	\$1,740	10.4	27%

<i>County</i>	<i>Net Budget Per Capita</i>	<i>Staff Per 1000</i>	<i>% Exempt</i>
Glades	\$1,744	22.1	86%
Manatee	\$1,751	10.3	27%
Seminole	\$1,764	6.8	27%
Taylor	\$1,781	10.8	41%
Jefferson	\$1,791	10.0	64%
Hillsborough	\$1,833	9.3	34%
Hernando	\$1,907	8.8	40%
Martin	\$1,910	10.8	35%
Walton	\$1,928	16.4	19%
Pasco	\$1,928	9.8	38%
Duval	\$2,010	8.9	39%
Broward	\$2,047	6.8	33%
Orange	\$2,048	9.3	28%
Pinellas	\$2,091	6.5	34%
Dixie	\$2,107	11.6	67%
Indian River	\$2,129	10.4	30%
Palm Beach	\$2,130	8.7	28%
Lee	\$2,149	9.2	23%
Polk	\$2,209	7.2	34%
Osceola	\$2,252	8.4	34%
Sarasota	\$2,273	8.7	27%
Gulf	\$2,439	10.8	36%
Desoto	\$2,634	7.2	57%
Saint Johns	\$2,716	11.1	32%
Dade-Miami	\$2,815	11.9	34%
Monroe	\$3,656	16.5	29%
Charlotte	\$4,426	12.8	26%
Collier	\$4,805	11.2	22%
Baker	NR	NR	50%
Franklin	NR	NR	28%
Hendry	NR	NR	66%
Sumter	NR	NR	38%
Union	NR	NR	77%

NR: Indicates Non-Responsive Counties

Comparative Data for All Florida Counties

Percent of Exempt Property

<i>County</i>	<i>% Exempt</i>	<i>Net Budget Per Capita</i>	<i>Staff Per 1000</i>
Walton	19%	\$1,951	16.6
Collier	22%	\$4,791	11.2
Lee	23%	\$2,177	9.3
Charlotte	26%	\$4,458	12.9
Seminole	27%	\$1,767	6.9
Manatee	27%	\$1,761	10.4
Sarasota	27%	\$2,309	8.8
Nassau	27%	\$1,798	10.8
Orange	28%	\$2,065	9.4
Franklin	28%	NR	NR
Palm Beach	28%	\$2,129	8.7
Monroe	29%	\$3,522	15.9
Flagler	29%	\$1,191	7.3
Lake	29%	\$1,328	6.8
Indian River	30%	\$2,158	10.5
Volusia	31%	\$989	6.3
Okaloosa	31%	\$1,244	6.7
Saint Johns	32%	\$2,829	11.6
Bay	32%	\$1,349	7.3
Broward	33%	\$2,038	6.8
Hillsborough	34%	\$1,844	9.3
Polk	34%	\$2,227	7.3
Osceola	34%	\$2,317	8.6
Dade-Miami	34%	\$2,832	11.9
Pinellas	34%	\$2,079	6.5
Citrus	35%	\$1,294	8.4
Martin	35%	\$1,912	10.8
Saint Lucie	36%	\$1,737	6.8
Gulf	36%	\$2,454	10.8
Highlands	37%	\$1,577	9.0
Sumter	38%	NR	NR
Pasco	38%	\$1,947	9.9
Clay	39%	\$1,238	8.1
Duval	39%	\$2,027	8.9

<i>County</i>	<i>% Exempt</i>	<i>Net Budget Per Capita</i>	<i>Staff Per 1000</i>
Santa Rosa	40%	\$702	6.4
Hernando	40%	\$1,939	8.9
Taylor	41%	\$1,835	11.1
Leon	44%	\$842	6.6
Brevard	44%	\$1,309	7.0
Washington	44%	\$1,417	4.4
Marion	45%	\$1,587	7.9
Wakulla	45%	\$1,457	12.8
Alachua	48%	\$1,101	7.9
Putnam	49%	\$1,560	9.2
Columbia	49%	\$1,119	9.9
Escambia	49%	\$1,256	8.3
Baker	50%	NR	NR
Madison	54%	\$1,351	10.6
Okeechobee	54%	\$1,722	12.4
Suwannee	55%	\$1,202	9.9
Jackson	55%	\$766	7.4
Hamilton	57%	\$1,648	12.4
Levy	57%	\$1,484	11.3
Desoto	57%	\$2,674	7.4
Gadsden	59%	\$727	7.3
Bradford	61%	\$955	7.1
Gilchrist	63%	\$1,594	10.8
Jefferson	64%	\$1,798	10.0
Hardee	64%	\$1,714	12.2
Calhoun	65%	\$1,309	7.4
Hendry	66%	NR	NR
Dixie	67%	\$2,127	11.7
Holmes	68%	\$904	8.4
Lafayette	75%	\$1,091	5.4
Liberty	75%	\$590	9.8
Union	77%	NR	NR
Glades	86%	\$1,786	22.6

NR: Indicates Non-Responsive Counties

Comparative Data for All Florida Counties

Total County Employees per 1,000 Residents

<i>County</i>	<i>Staff Per 1,000</i>	<i>Net Budget Per Capita</i>	<i>% Exempt</i>
Washington	4.2	\$1,356	44%
Lafayette	5.3	\$1,081	75%
Volusia	6.3	\$984	31%
Santa Rosa	6.3	\$692	40%
Pinellas	6.5	\$2,091	34%
Leon	6.6	\$835	44%
Okaloosa	6.6	\$1,237	31%
Saint Lucie	6.7	\$1,708	36%
Lake	6.8	\$1,320	29%
Broward	6.8	\$2,047	33%
Seminole	6.8	\$1,764	27%
Brevard	7.0	\$1,299	44%
Bradford	7.1	\$955	61%
Flagler	7.1	\$1,167	29%
Jackson	7.1	\$734	55%
Gadsden	7.1	\$710	59%
Bay	7.2	\$1,336	32%
Polk	7.2	\$2,209	34%
Desoto	7.2	\$2,634	57%
Calhoun	7.5	\$1,324	65%
Alachua	7.7	\$1,080	48%
Marion	7.8	\$1,566	45%
Clay	8.1	\$1,234	39%
Holmes	8.3	\$891	68%
Escambia	8.3	\$1,249	49%
Citrus	8.3	\$1,277	35%
Osceola	8.4	\$2,252	34%
Sarasota	8.7	\$2,273	27%
Palm Beach	8.7	\$2,130	28%
Hernando	8.8	\$1,907	40%
Duval	8.9	\$2,010	39%
Highlands	8.9	\$1,554	37%
Putnam	9.1	\$1,556	49%
Lee	9.2	\$2,149	23%

<i>County</i>	<i>Staff Per 1,000</i>	<i>Net Budget Per Capita</i>	<i>% Exempt</i>
Hillsborough	9.3	\$1,833	34%
Orange	9.3	\$2,048	28%
Liberty	9.3	\$562	75%
Suwannee	9.6	\$1,163	55%
Columbia	9.8	\$1,106	49%
Pasco	9.8	\$1,928	38%
Jefferson	10.0	\$1,791	64%
Manatee	10.3	\$1,751	27%
Indian River	10.4	\$2,129	30%
Nassau	10.4	\$1,740	27%
Madison	10.5	\$1,337	54%
Gilchrist	10.7	\$1,580	63%
Gulf	10.8	\$2,439	36%
Martin	10.8	\$1,910	35%
Taylor	10.8	\$1,781	41%
Saint Johns	11.1	\$2,716	32%
Levy	11.1	\$1,456	57%
Collier	11.2	\$4,805	22%
Dixie	11.6	\$2,107	67%
Dade-Miami	11.9	\$2,815	34%
Hardee	12.0	\$1,690	64%
Okeechobee	12.1	\$1,680	54%
Wakulla	12.3	\$1,395	45%
Hamilton	12.4	\$1,639	57%
Charlotte	12.8	\$4,426	26%
Walton	16.4	\$1,928	19%
Monroe	16.5	\$3,656	29%
Glades	22.1	\$1,744	86%
Baker	NR	NR	50%
Franklin	NR	NR	28%
Hendry	NR	NR	66%
Sumter	NR	NR	38%
Union	NR	NR	77%

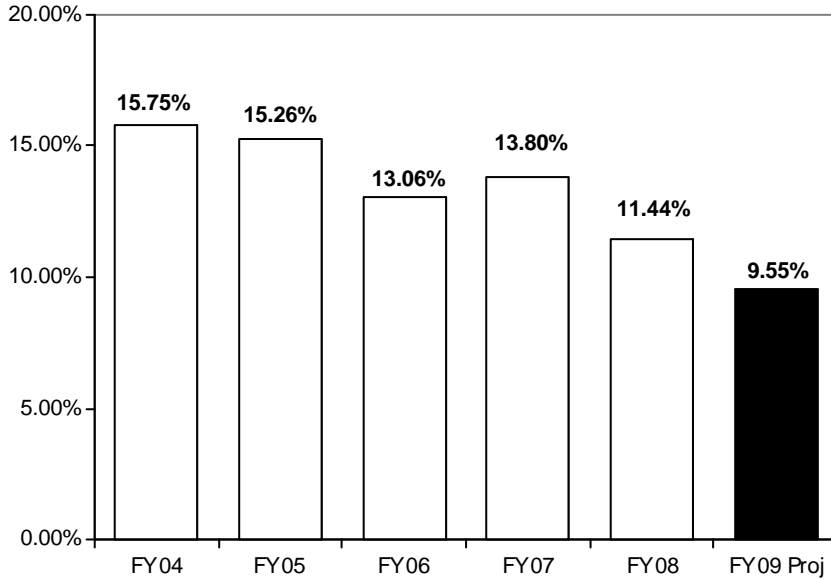
NR: Indicates Non-Responsive Counties



Financial Indicators

Intergovernmental Revenues

Percent of Operating Revenues



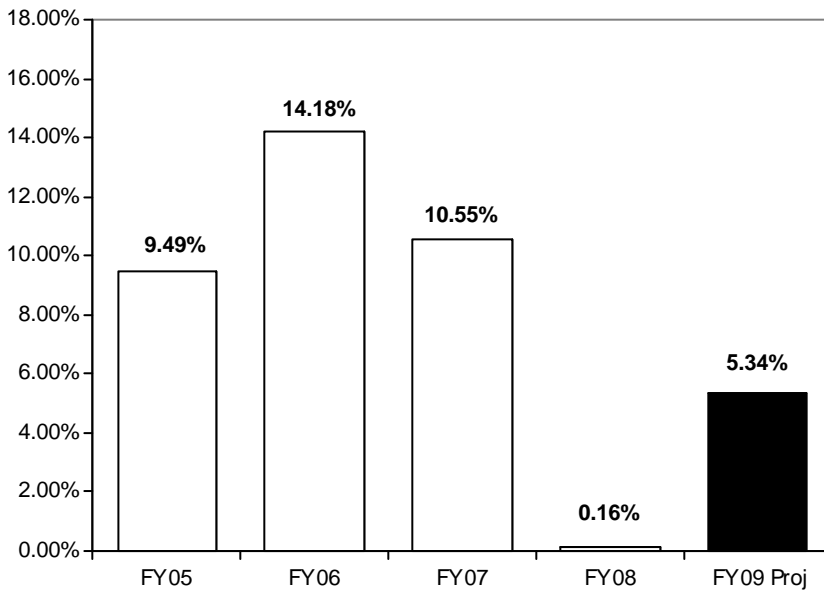
Analysis: The monitoring of intergovernmental revenues (revenues received from another governmental entity) is important since over dependence on such revenues can be harmful; especially, if the external source withdraws the funds entirely and/or reduces its share of costs. Leon County exhibits a reduced dependency on intergovernmental revenues in comparison to total operating revenues.

Formula: Intergovernmental Revenues divided by Total Operating Revenues.

Source: FY 2009 TRIM AD

Property Tax Revenues

Rate of Change



Analysis: In the past ten years, Leon County has become more reliant on property tax revenue, primarily due to the reduction of intergovernmental revenue. The Board of County Commissioners raised the County millage rate from 7.213 for FY08 to 7.85 for FY09. The projected rate of change for FY09 is 5.34%.

The increase in the millage rate offset some of the lost property tax revenue caused by the passage of a property tax reform referendum and the enabling legislation in 2008. This increase allowed the County to maintain public services such as mosquito control and the operating hours of the main library. These figures only include the countywide millage rate and do not include countywide MSTUs.

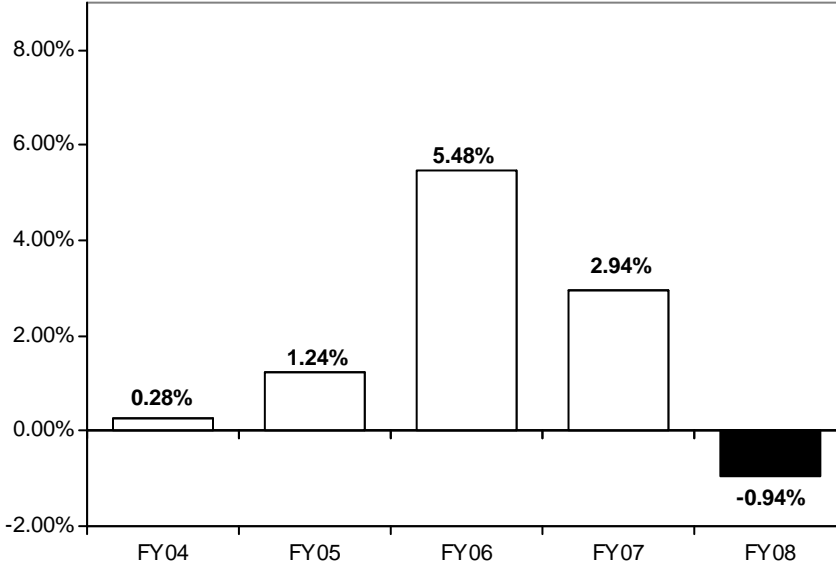
Formula: Current Year minus Prior Year divided by Prior Year.

Source: 2008 Certification of Final Taxable Value and Statistical Digest.

Financial Indicators

Revenue Projections

Budgeted v. Actual Revenues



Analysis: This indicator examines the differences between actual revenues received versus budgeted revenues during the past fiscal year. Typically, actual revenues versus budgeted revenues fall in the range of + or - five percent. In FY05 and FY06, Leon County experienced an increase in actual revenues over budget revenues. This was primarily due to the increase in property values.

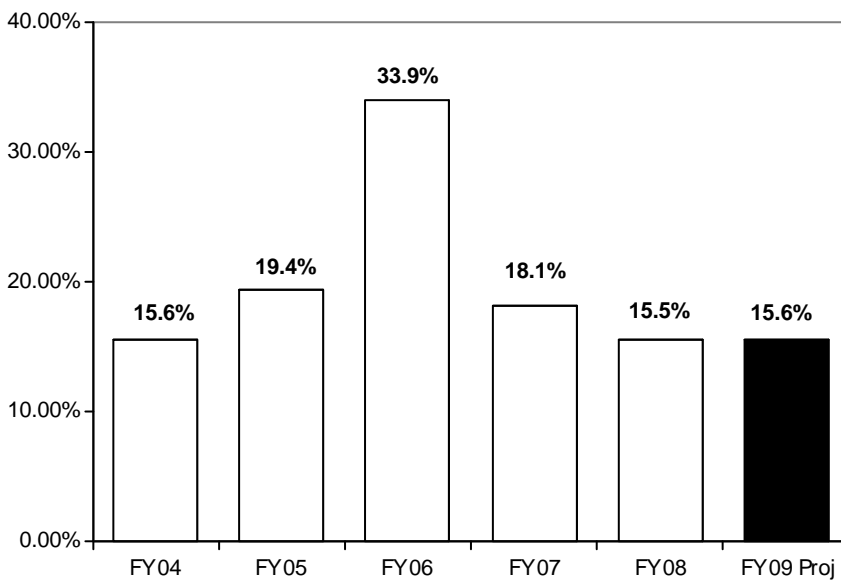
In FY07 revenue collections were less than 3% above budget. Due to property tax reform and the beginning of the recession, actual revenues for FY08 were less than 1% below budget.

Formula: Actual General Fund, Special Funds and Enterprise Fund Revenue minus Budgeted General Fund, Special Funds and Enterprise Fund Revenue divided by Budgeted Revenues.

Source: FY 2008 Revenue Summary Report.

Capital Outlay

Percentage of Total Expenditures



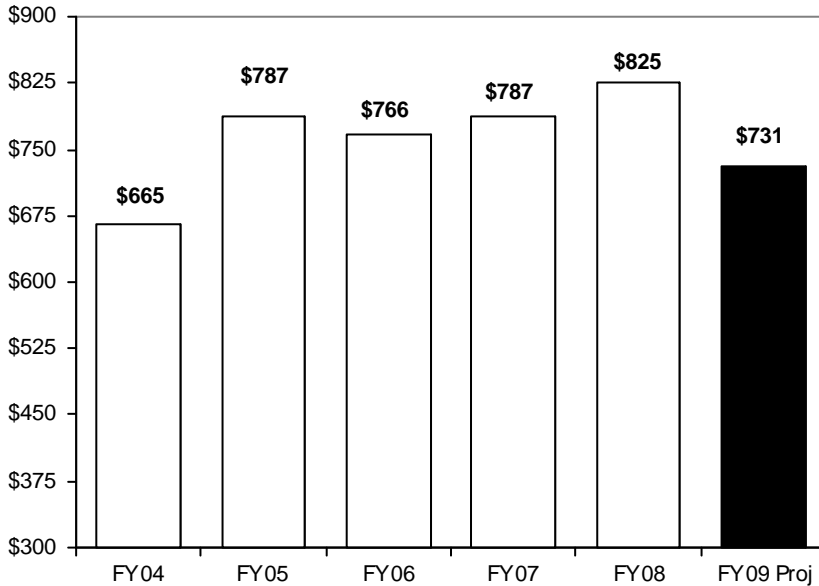
Analysis: The purpose of capital outlay in the operating budget is to replace equipment or to add new equipment and infrastructure. The ratio of capital outlay to net operating expenditures is a rough indicator of whether the stock of equipment and infrastructure is being replaced or added. Funding for capital outlay peaked in FY06, primarily due to stormwater and transportation related activities funded by sales tax and bond proceeds. In FY07, there was a freeze and subsequent elimination of all nonessential capital improvement projects and the actual percentage for capital outlay dropped significantly. This trend continued in FY08. FY09 projection is consistent with FY08 and is based upon what has been budgeted for the current fiscal year.

Formula: Capital Outlay Divided by Total Operating Expenditures.

Source: FY 2008 Expenditure Summary Report and Budget Summary.

Financial Indicators

Revenues Per Capita

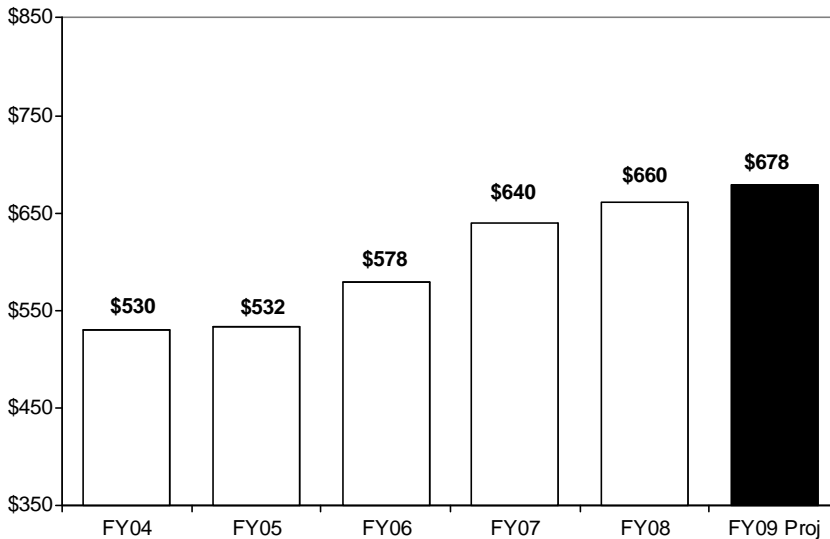


Analysis: Examining per capita revenues indicates changes in revenues relative to changes in population size. As population increases, it is expected that revenues and the needs for services will increase. If per capita revenues are decreasing, it will be impossible to continue to maintain the existing level of services unless new sources of revenues and ways of reducing expenses are found. The FY08 increase resulted from returned revenue from the Tax Collector and LCSO in addition to higher ambulance fee revenue. Projections for FY09 take into account declining revenues due to current economic conditions.

Formula: General Fund, Special Revenue Funds, and Enterprise Fund Revenues Divided by Population.

Source: FY 2007 Revenue Summary Report and the FY 2008 Budget Summary.

Expenditures Per Capita



Analysis: Changes in per capita expenditures reflect changes in expenditures relative to changes in population. This indicator has increased slightly for the past six years.

The growth in operating expenditures per capita reflects an increase in payments to Medicaid; the Department of Juvenile Justice; fuel increases associated with the spike in oil prices; contractual increases such as custodial, security and the transfer station; and Tax Increment Finance (TIF) payments to the City of Tallahassee offset by slower population growth.

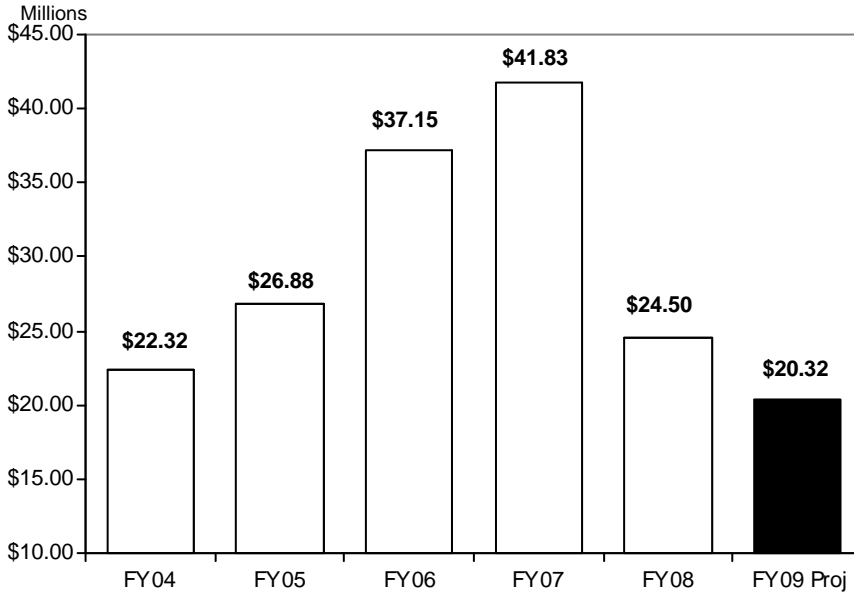
The additional one cent tax for the Performing Arts Center is included in this calculation of operating expenditures per capita.

Formula: Actual General Fund, Special Funds and Enterprise Fund divided by population.

Source: FY 2008 Expenditure Summary Report, the 2007 Statistical Digest, and the FY 2008 Budget Summary.

Financial Indicators

General/Fine and Forfeiture Fund Balance



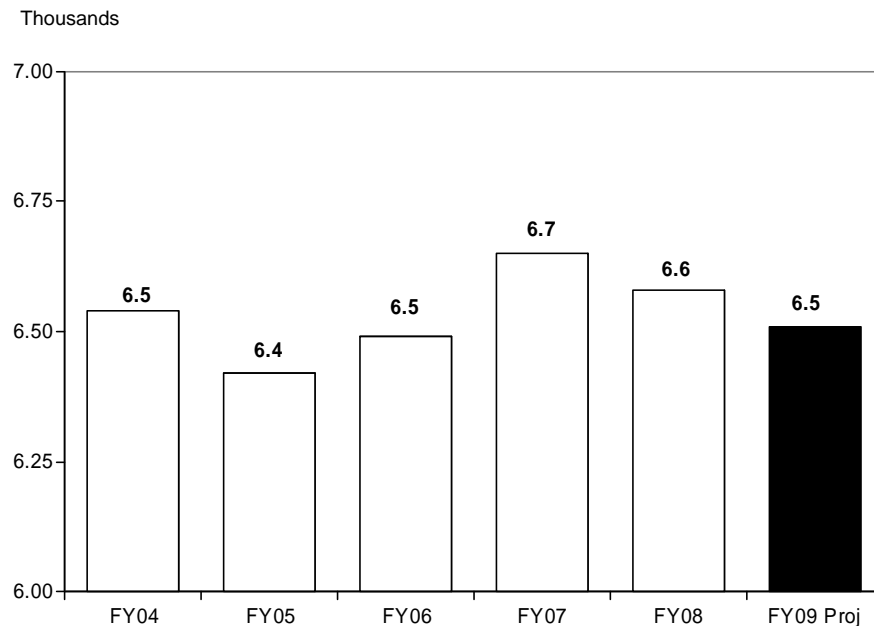
Analysis: Positive fund balances can be thought of as reserves, although the “fund balance” entries on the annual report will not always be synonymous with the funds “available for appropriation.” The County’s reserve policy requires fund balances to be between a minimum of 15% and a maximum of 30% of operating expenditures. A decline in FY08 fund balance results from \$20 million in appropriations to CIP projects, including \$10 million to the Joint Dispatch Center. In addition, fund balance was appropriated in June, 2009 as part of the Board’s local economic stimulus package that included the construction of three libraries and the expansion of two others.

Formula: Prior year fund balance plus actual revenues minus actual expenditures.

Source: FY08 Summary of Fund Balance and Retained Earnings and Year Ending Report.

Employees Per Capita

Employees Per 1,000 Leon County Residents



Analysis: Because personnel costs are a major portion of an operating budget, plotting changes in the number of employees per capita is a good way to measure changes in expenditures. Overall, the County is controlling the cost associated with this financial indicator. Note that the number of employees includes Constitutional Officers. In comparison to other like-sized counties, Leon County ranks lowest in the number of employees per capita.

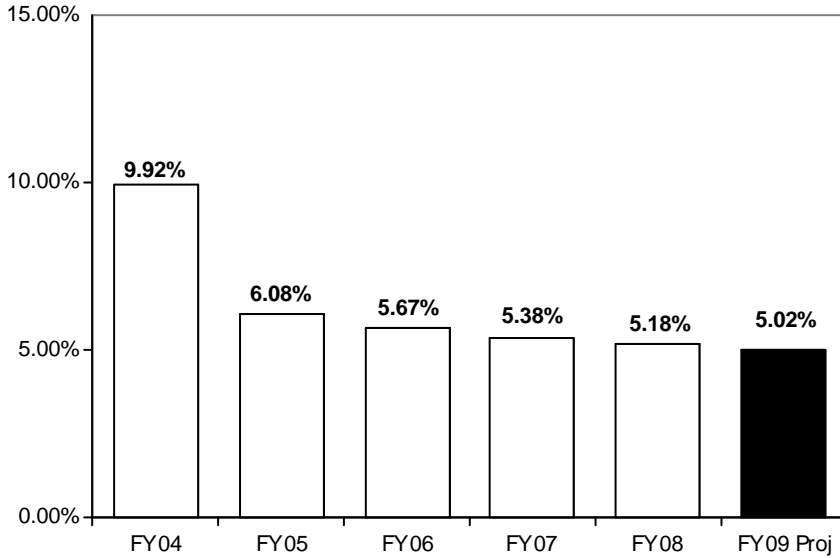
Formula: Number of Full-Time Employees Divided by Population multiplied by 1,000.

Source: FY 08-09 Annual Budget Document and Tallahassee/Leon County Planning Department.

Financial Indicators

Debt Service

Percentage of Total Operating Expenditures



Analysis: Debt service is defined as the amount of principal and interest that a local government pays each year on net direct bonded long-term debt, plus the interest on direct short-term debt. Increasing debt service reduces expenditure flexibility by adding to the County's obligations. Leon County's debt service has trended downward over the past five years.

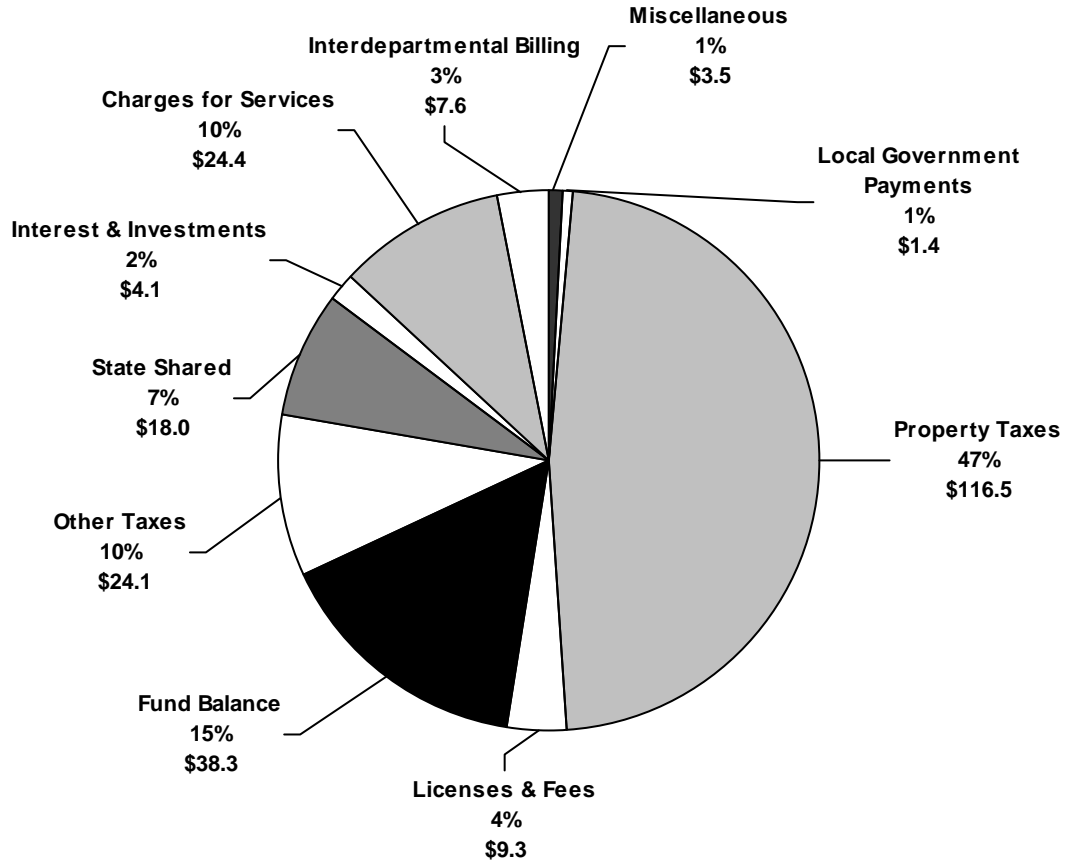
Formula: Debt Service divided by Total Operating Expenditures.

Source: FY 2007 Expenditure Summary and the FY 2008 Budget Summary.

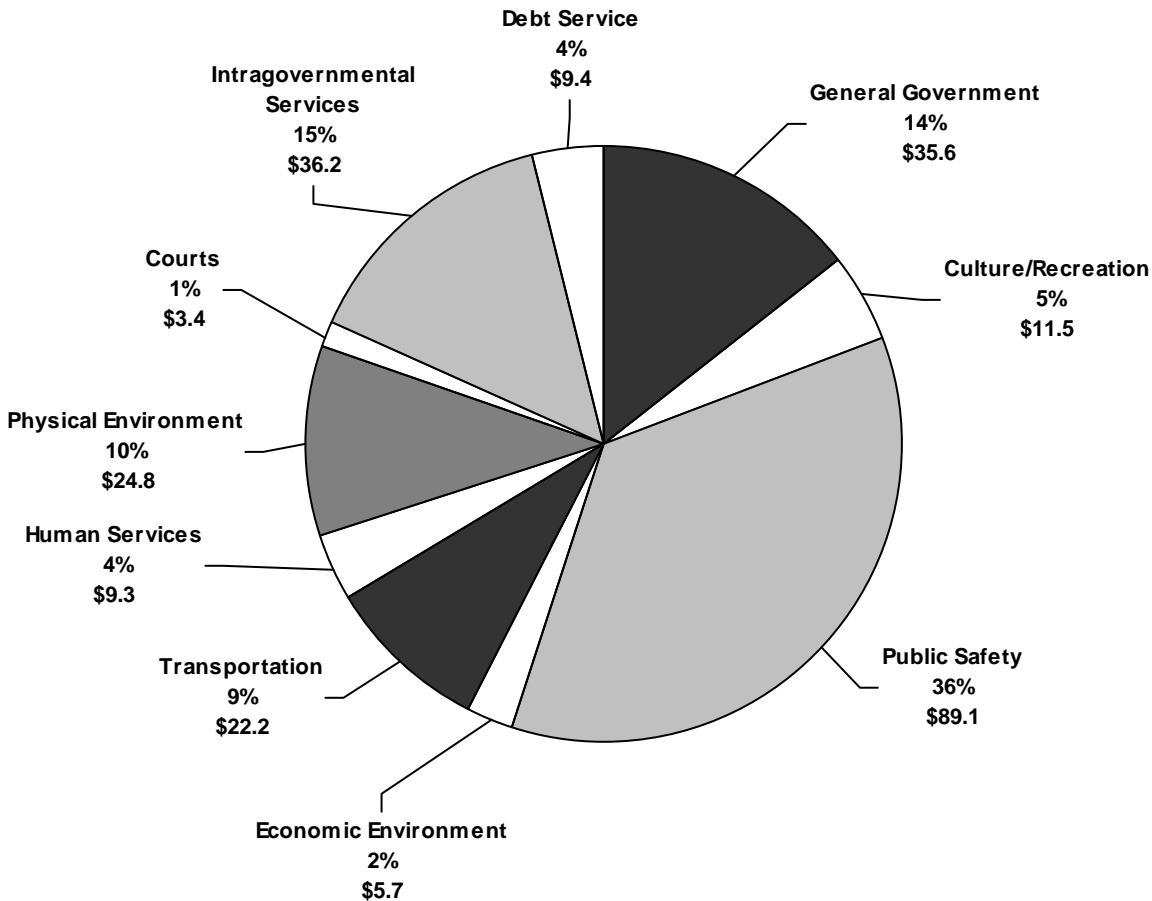


**Leon County Government
Fiscal Year 2010 Budget**

**Where the
\$247.2 million
comes from...**



**Where the
\$247.2 million
goes...**



**Leon County Government
Fiscal Year 2010 Budget**

Total Revenue By Source

	<u>FY 2008</u>		<u>FY 2009</u>		<u>FY 2010</u>	
	<u>Actual</u>	<u>%</u>	<u>Adopted</u>	<u>%</u>	<u>Budget</u>	<u>%</u>
<u>General Property Taxes</u>						
General Fund	50,566,532		54,751,128		47,640,057	
Fine/Fore. Fund	61,781,643		63,002,808		61,853,568	
MSTU Ad Valorem	7,787,936		7,500,251		6,973,938	
Delinquent Taxes	-11,515		14,250		0	
Subtotal	120,124,596	49.9%	125,268,437	46.8%	116,467,563	47.1%
<u>Other Taxes</u>						
Local Option Resort Tax	3,300,729		3,455,321		3,791,450	
Local Option Gas Tax	4,711,242		4,389,103		4,447,900	
1 Cent Sales Tax	3,771,733		3,549,620		3,160,650	
Franchise Fee	335,633		326,800		314,450	
Public Service Taxes	5,610,059		5,377,000		5,391,725	
Local Communication Services Tax	3,946,607		3,906,400		4,615,948	
Non Ad Valorem Assessments	2,204,288		2,220,151		2,334,623	
Delinquent Assessments	8,465		0		0	
Subtotal	23,888,756	9.9%	23,224,395	8.7%	24,056,746	9.7%
<u>Licenses and Fees</u>						
Occupational Licenses	212,187		213,750		0	
Fire Services Fee	0		0		6,853,747	
Building Permits	1,632,928		1,669,823		1,253,050	
Growth Fees	1,146,214		1,561,649		1,153,490	
Subtotal	2,991,329	1.2%	3,445,222	1.3%	9,260,287	3.7%
<u>Federal Shared</u>						
Federal Grants	1,011,785		112,769		135,875	
Payments In Lieu Of Taxes	0		80,750		85,500	
Subtotal	1,011,785	0.4%	193,519	0.1%	221,375	0.1%
<u>State Shared</u>						
State Grants	2,063,313		344,784		415,892	
State Revenue Sharing	4,558,489		4,520,100		3,876,950	
Other State Revenues	517,694		499,265		506,683	
Local 1/2 Cent Sales Tax	11,693,726		11,701,150		9,713,750	
State Shared Gas Tax	3,821,181		3,640,408		3,500,370	
Subtotal	22,654,403	9.4%	20,705,707	7.7%	18,013,645	7.3%
<u>Local Government Payments</u>						
Subtotal	1,815,024	0.8%	2,077,492	0.8%	1,431,436	0.6%
<u>Charges for Service</u>						
General Government	1,076,090		980,553		795,910	
Public Safety	9,437,414		9,908,725		9,625,700	
Tipping Fees	8,429,062		8,375,795		8,112,573	
Other Physical	10,302,905		4,090,703		2,072,422	
Transportation	8,080,033		461,306		377,895	
Economic Environmental	1,235,523		900,155		31,350	
Cultural and Recreation	221,100		207,639		192,090	
Other Charges for Service	2,713,671		3,243,992		3,188,780	
Subtotal	41,495,799	17.2%	28,168,868	10.5%	24,396,720	9.9%
<u>Fines and Forfeitures</u>						
Subtotal	842,796	0.3%	833,296	0.3%	686,285	0.3%
<u>Interest and Investments</u>						
Subtotal	7,727,340	3.2%	3,538,602	1.3%	4,127,645	1.7%
<u>Miscellaneous</u>						
Subtotal	5,507,661	2.3%	2,488,277	0.9%	2,201,660	0.9%
<u>Excess Fees</u>						
Clerk of Circuit Court	228,760		0		0	
Sheriff	1,518,234		0		0	
Property Appraiser	357,161		0		0	
Tax Collector	1,382,420		433,000		455,000	
Supervisor of Elections	415,507		0		0	
Subtotal	3,902,082	1.6%	433,000	0.2%	455,000	0.2%
<u>Interdepartmental Billing</u>						
Subtotal	8,912,434	3.7%	8,771,640	3.3%	7,583,813	3.1%
<u>Appropriated Fund Balance</u>						
Subtotal	0	0.0%	48,262,192	18.0%	38,263,750	15.5%
TOTAL:	240,874,007	100%	267,410,647	100%	247,165,925	100%

Leon County Government
Fiscal Year 2010 Budget

Total Expenditures by Function

	<u>FY 2008</u>		<u>FY 2009*</u>		<u>FY 2010</u>	
	<u>Actual</u>	<u>%</u>	<u>Adopted</u>	<u>%</u>	<u>Budget</u>	<u>%</u>
<u>General Government Services</u>						
Legislative	1,283,290		1,357,914		1,377,740	
Executive	1,300,349		1,948,191		1,839,766	
Property Appraiser	4,479,165		4,559,707		4,453,138	
Tax Collector	4,816,637		5,095,010		4,801,872	
Clerk Finance	1,503,145		1,542,915		1,630,613	
Financial & Administrative	7,763,805		9,246,978		9,176,595	
Legal Counsel	1,388,841		1,581,943		1,604,096	
Comprehensive Planning	999,406		975,899		1,133,455	
Other General Governmental Services	5,686,685		6,597,012		6,127,554	
Supervisor of Elections	3,923,741		2,917,983		3,481,986	
Subtotal	33,145,064	15%	35,823,552	13%	35,626,815	14%
<u>Public Safety</u>						
Law Enforcement	34,003,556		32,813,218		32,542,486	
Fire Control	4,918,953		5,165,451		6,853,747	
Detention and Correction	32,119,793		33,149,390		32,728,339	
Protective Inspections	1,766,487		1,875,492		1,704,916	
Emergency & Disaster Relief	2,630,760		152,328		156,055	
Ambulance & Rescue	13,647,772		14,398,689		14,424,587	
Medical Examiner	375,000		375,000		375,000	
Other Public Safety	0		180,231		291,856	
Subtotal	89,462,321	40%	88,109,799	33%	89,076,986	36%
<u>Physical Environment</u>						
Garbage/Solid Waste Control	11,978,390		12,029,428		11,632,783	
Sewer/Wastewater Services	237,280		237,280		237,280	
Conservation & Resource Management	4,985,916		5,362,442		4,551,033	
Flood Control	6,732,006		12,137,460		6,072,900	
Other Physical Environment	2,115,161		2,467,076		2,332,995	
Subtotal	26,048,753	12%	32,233,686	12%	24,826,991	10%
<u>Transportation</u>						
Subtotal	18,314,660	8%	24,135,758	9%	22,240,994	9%
<u>Economic Environment</u>						
Employment Opportunity (Summer Youth)	65,140		73,943		73,943	
Tourist Development/Econ. Dev. Council	3,651,560		4,035,816		3,429,945	
Community Redevelopment/Housing	3,867,254		3,666,621		2,158,690	
Subtotal	7,583,954	3%	7,776,380	3%	5,662,578	2%
<u>Human Services</u>						
Subtotal	10,075,864	4%	9,395,426	4%	9,271,165	4%
<u>Culture/Recreation</u>						
Libraries	6,287,203		6,654,529		6,565,246	
Parks & Recreation	4,969,235		4,268,474		4,263,612	
Cultural Services	710,850		654,500		654,500	
Special Events	20,000		21,500		22,000	
Subtotal	11,987,288	5%	11,599,003	4%	11,505,358	5%
<u>Debt Service</u>						
Subtotal	9,400,486	4%	9,392,507	4%	9,391,043	4%
<u>Intragovernmental Services</u>						
Intragovernmental Services	640,442		749,921		651,695	
Motor Pool	3,095,400		3,182,158		2,944,802	
Grants Program	0		90,000		90,000	
Insurance Program	5,039,996		4,693,775		3,864,000	
Budgeted Contingency	0		36,235,832		28,610,024	
Subtotal	8,775,838	4%	44,951,686	17%	36,160,521	15%
<u>Court Related</u>						
Court Administration	175,462		378,765		193,740	
State Attorney	15,736		144,812		136,431	
Public Defender	15,259		164,541		155,475	
Clerk of Circuit Court	419,220		384,164		405,082	
Guardian Ad Litem	100		21,836		20,651	
Article V	7,304,076		0		0	
Other Court Related Programs	2,786,736		2,898,732		2,492,095	
Subtotal	10,716,589	5%	3,992,850	1%	3,403,474	1%
TOTAL:	225,509,988	100%	267,410,647	100%	247,165,925	100%

**Leon County Government
Fiscal Year 2010 Budget**

Total Expenditures By Program

Department/Division	FY 2008 Actual	FY 2009 Adopted	FY 2010 Budget	Adopted Change	FY 2011 Projected	FY 2012 Projected	FY 2013 Projected	FY 2014 Projected
Legislative/Administrative								
(1) County Commission	1,283,290	1,357,914	1,377,740	1.5%	1,416,674	1,456,886	1,498,436	1,541,350
(2) County Administration	543,428	817,832	755,748	-7.6%	778,296	801,589	825,654	850,510
(3) County Attorney	1,560,784	1,581,943	1,604,096	1.4%	1,636,431	1,669,837	1,704,355	1,740,019
(4) Office of Mgmt. & Budget	893,045	956,179	995,939	4.2%	1,020,845	1,046,594	1,073,207	1,100,707
(5) Human Resources	889,689	1,073,693	1,067,892	-0.5%	1,093,918	1,120,802	1,148,579	1,177,280
	5,170,236	5,787,561	5,801,415	0.2%	5,946,164	6,095,708	6,250,231	6,409,866

(1) Increase reflects adjustments in retirement and health care costs.

(2) Decrease reflects a midyear reorganization involving the elimination of the Management Support Services Division.

(3) Increase reflects adjustments in retirement and health care costs. Two positions in the Eminent Domain program were eliminated. This does not show as a budgeted cost savings since position funding was frozen in FY09.

(4) Increase reflects adjustments in retirement and health care costs and the reclass of the Budget Manager position to Budget Director.

(5) Decrease reflects the elimination of the Workplace Diversity Internship Program, offset by an increase in recruitment advertising costs.

Public Services

(6) Tourist Development	3,453,727	3,424,811	3,096,946	-9.6%	3,114,468	3,133,389	3,151,488	3,169,944
(7) Intergovernmental Affairs	756,921	1,130,359	1,084,018	-4.1%	1,110,903	1,138,702	1,167,462	1,197,206
(8) Library Services	5,942,050	6,629,529	6,565,246	-1.0%	6,923,550	7,110,604	7,324,333	7,505,198
(9) Cooperative Extension	469,587	520,932	521,236	0.1%	534,328	547,845	561,798	576,187
(10) Health & Human Services	6,285,024	6,907,541	7,180,269	3.9%	7,229,128	7,279,558	7,331,633	7,385,396
(11) Emergency Medical Services	10,952,766	12,700,885	12,880,105	1.4%	13,212,300	13,524,774	13,873,817	14,193,488
(12) Capital Regional Transportation Planning Agency	-	15,000	214,309	1328.7%	220,440	226,768	233,303	240,047
(13) Planning Department	1,006,831	960,899	919,146	-4.3%	921,566	924,073	926,666	929,348
(14) Office of Sustainability	-	185,514	193,263	4.2%	196,081	198,994	202,009	205,123
	28,866,906	32,475,470	32,654,538	0.6%	33,462,764	34,084,707	34,772,509	35,401,937

(6) FY10 reflects revenue available for expenditure. Due to a recession economy, tourist development tax dollars are projected to decline in FY10; therefore expenses have been reduced accordingly.

(7) Decrease reflects a reduction in lobbying contract costs and the elimination of the Management Services Analyst position.

(8) Decrease reflects a the reorganization of Library Administration which eliminated 2.5 positions and the elimination of 4 vacant branch library positions.

(9) Increase reflects adjustments associated with increased health insurance costs.

(10) Increase reflects adjustments in retirement and health care costs and increases in State Medicaid payments.

(11) Increase reflects adjustments in retirement and health care costs.

(12) Reflects and accounting adjustment to show the reimbursement of employees on the County payroll. This has no fiscal impact to the County.

(13) Decrease accounts for the County's share of cost savings associated with the elimination of one position.

(14) Increase reflects the hiring of staff and adjustments in retirement and health care costs.

Management Services

(15) Support Services	343,801	-	-	-	-	-	-	-
(16) County Probation	1,950,542	2,296,003	2,136,303	-7.0%	2,193,285	2,252,211	2,313,179	2,376,241
(17) Facilities Management	7,187,943	7,963,378	7,905,861	-0.7%	8,197,403	8,440,432	8,695,409	8,926,974
(18) Mgmt. Information Services	6,378,722	7,439,033	7,288,057	-2.0%	7,444,657	7,606,489	7,773,744	7,947,347
(19) M/W Small Bus. Enterprise	236,316	314,191	245,348	-21.9%	249,566	253,932	258,456	263,136
(20) Purchasing	515,154	533,861	562,008	5.3%	578,219	594,968	612,289	630,213
	16,612,478	18,546,466	18,137,577	-2.2%	18,663,130	19,148,032	19,653,077	20,143,911

(15) Decrease reflects the midyear elimination of this Division as part of the County Administration reorganization.

(16) Decrease is associated with shifting two pre-trial positions to grant funding and a decrease in the GPS contract due to a decline in usage.

(17) Decrease is associated with utility cost savings.

(18) Decrease is associated with the elimination of three positions.

(19) Decrease is associated with salary savings associated with the retirement of a long time County employee and the hiring of a new director.

(20) Increase is associated with the reclass of a Materials Management Specialist to a Contract Officer.

**Leon County Government
Fiscal Year 2010 Budget**

Total Expenditures By Program

Department/Division	FY 2008 Actual	FY 2009 Adopted	FY 2010 Budget	Adopted Change	FY 2011 Projected	FY 2012 Projected	FY 2013 Projected	FY 2014 Projected
Growth & Environmental Management								
(21) Support Services	814,780	854,129	799,031	-6.5%	820,856	847,155	872,460	898,660
(22) Building Inspection	1,414,573	1,475,222	1,374,163	-6.9%	1,413,538	1,456,903	1,500,176	1,544,884
(23) Environmental Compliance	1,439,850	1,504,278	1,467,563	-2.4%	1,511,960	1,557,050	1,605,020	1,653,932
(24) Development Services	845,694	881,123	792,967	-10.0%	818,203	844,297	871,301	899,221
(25) DEP Storage Tank	131,984	138,292	146,373	5.8%	150,380	154,521	158,799	163,217
	4,646,881	4,853,044	4,580,097	-5.6%	4,714,937	4,859,926	5,007,756	5,159,914

- (21) Decrease is associated with the elimination of 1.83 positions due to a decline in permitting activities associated with the recession.
 (22) Decrease is associated with the elimination of 2.17 positions due to a decline in permitting activities associated with the recession.
 (23) Decrease is associated with the elimination of 3 positions due to a decline in permitting activities associated with the recession.
 (24) Decrease is associated with the elimination of 2 positions and OPS (other personnel services) funding due to a decline in permitting activities associated with the recession.
 (25) Increase reflects adjustments in retirement and health care costs.

Public Works

(26) Support Services	473,742	541,730	559,129	3.2%	571,920	585,137	598,796	612,907
(27) Operations	8,130,561	9,855,432	9,612,772	-2.5%	9,792,319	10,021,713	10,301,303	10,505,707
(28) Animal Services	934,033	1,007,928	1,086,220	7.8%	1,107,701	1,134,541	1,162,209	1,190,716
(29) Engineering Services	3,092,877	3,338,382	3,244,506	-2.8%	3,272,617	3,363,588	3,457,948	3,555,168
(30) Fleet Management	3,071,561	3,160,264	2,930,943	-7.3%	2,950,781	2,971,309	2,992,574	3,014,580
(31) Mosquito Control	957,216	-	-	-	-	-	-	-
(32) Parks & Recreation	2,218,537	2,184,767	2,241,405	2.6%	2,341,389	2,457,578	2,510,200	2,580,012
(33) Solid Waste	9,548,016	10,411,121	9,648,465	-7.3%	10,110,960	10,452,080	10,842,014	11,210,975
	28,426,543	30,499,624	29,323,440	-3.9%	30,147,687	30,985,946	31,865,044	32,670,066

- (26) Increase reflects additional retirement and health care costs plus budgeting the former Transportation Disadvantaged contingency account in the division budget.
 (27) Decrease is associated with the reorganization of the Stormwater and Transportation Departments, and the sun setting of the Alternative Stabilization program.
 (28) Increase is associated with costs related to the Animal Shelter contract. The percentage of animals taken to the shelter increased over the previous year.
 (29) Decrease is associated with the elimination of a CAD design position in the division and cost savings associated with the elimination of outside contracting for water quality monitoring.
 (30) Reduction is due to a decline in fuel costs and associated expenditures.
 (31) This program is now budgeted in the Division of Operations.
 (32) Increase reflects adjustments in retirement and health care costs in addition to increases in operating supplies to maintain new park facilities.
 (33) Decrease reflects the elimination of 7 positions associated with the closing of the Solid Waste Facility to the public for Class III waste disposal.

Constitutional

(34) Clerk of the Circuit Court	1,922,365	1,927,079	2,035,695	5.6%	2,081,358	2,128,184	2,176,205	2,225,459
(35) Property Appraiser	4,479,165	4,559,707	4,453,138	-2.3%	4,631,592	4,817,200	5,010,250	5,211,039
(36) Sheriff	61,886,213	62,427,394	61,952,481	-0.8%	64,029,674	65,426,080	67,750,383	69,196,990
(37) Supervisor of Elections	3,776,524	2,917,983	3,466,986	18.8%	3,202,095	4,669,399	3,385,096	3,658,713
(38) Tax Collector	4,963,855	5,095,010	4,801,872	-5.8%	4,856,872	4,913,662	4,971,795	5,030,443
	77,028,122	76,927,173	76,710,172	-0.3%	78,801,591	81,954,525	83,293,729	85,322,644

- (34) Increase reflects a 12% adjustment in health insurance costs and Article V (County required court costs) expenses.
 (35) Reduction reflects the elimination of two positions associated with the appraisal of commercial and tangible personal property.
 (36) Decrease is associated with a 9.7% reduction in operating expenditures offset by increases to retirement and health insurance.
 (37) Increase is associated with costs associated with the upcoming 2010 election cycle.
 (38) Reduction is associated with a decrease in commission payments due to a decline in property valuations and associated tax collections.

Judicial

(39) Court Administration	190,932	191,774	188,640	-1.6%	193,786	199,108	204,621	210,324
(40) State Attorney	73,853	125,884	122,031	-3.1%	122,031	122,031	122,031	122,031
(41) Public Defender	76,589	144,775	140,025	-3.3%	140,025	140,025	140,025	140,025
(42) Other Court-Related Programs	480,490	710,784	717,193	0.9%	730,786	744,817	759,311	774,577
(43) Guardian Ad Litem	20,254	21,836	20,651	-5.4%	20,651	20,651	20,651	20,651
	842,118	1,195,053	1,188,540	-0.5%	1,207,279	1,226,632	1,246,639	1,267,608

- (39) Decrease is associated with operating reductions.
 (40) Decrease is associated with operating reductions.
 (41) Decrease is associated with operating reductions.
 (42) Increase reflects increases in retirement and health care costs.
 (43) Decrease is associated with operating reductions.

**Leon County Government
Fiscal Year 2010 Budget**

Total Expenditures By Program

Department/Division	FY 2008 Actual	FY 2009 Adopted	FY 2010 Budget	Adopted Change	FY 2011 Projected	FY 2012 Projected	FY 2013 Projected	FY 2014 Projected
Non-Operating								
(44) Fire Control	4,918,953	5,165,451	6,853,747	32.7%	6,853,747	6,853,747	6,853,747	6,853,747
(45) Other Non-Operating	5,400,286	6,703,305	5,260,269	-21.5%	5,754,370	6,502,297	6,728,113	6,962,527
(46) Risk & Workers Comp	5,001,404	4,658,700	3,827,500	-17.8%	3,907,927	4,024,189	4,173,962	4,267,358
(47) Line Item Funding	1,651,925	1,878,809	1,508,059	-19.7%	1,508,059	1,508,059	1,508,059	1,508,059
(48) Communications	986,603	1,049,131	908,005	-13.5%	908,005	908,005	908,005	908,005
(49) Budgeted Reserves	-	2,007,703	1,310,930	-34.7%	1,434,183	1,215,353	1,252,163	1,695,537
(50) Risk Allocations	2,084,586	1,875,615	1,341,882	-28.5%	1,475,984	1,623,494	1,785,753	1,964,239
	<u>20,043,757</u>	<u>23,338,714</u>	<u>21,010,392</u>	<u>-10.0%</u>	<u>21,842,275</u>	<u>22,635,144</u>	<u>23,209,802</u>	<u>24,159,472</u>

(44) Increase is associated with the new interlocal fire service agreement with the City of Tallahassee.

(45) Decrease is associated with a reduction in required payments to the Community Redevelopment Agency due to a decline in property valuation in the redevelopment districts.

(46) Reduction is a result of a restructured insurance program.

(47) Reduction reflects a decrease in one time funding associated with agency capital projects.

(48) Decrease reflects an economy of scales savings by expanding the phone system to include the Health Department.

(49) Reduction is due to a decrease in reserve funding for Emergency Medical Services and moving the Transportation Disadvantaged Funding to the Public Works Support Services Division. Historically, the County has had a separate budgeted reserve account for salaries. During the fiscal year the County would realign the funds from the reserve account to the individual budgets as needed. Due to employees not receiving raises in FY 2010, the FY 2009 budgeted salary contingency dollars were realigned to division budgets as if the contingency had been budgeted directly in division salary accounts. This was done to more accurately display the year-to-year variance in division budgets with consideration to budgeted personnel expenses. This adjustment did not change the FY 2009 adopted budget figure. In future years, projected salary adjustments will be directly budgeted in division accounts, and the salary contingency reserve account will no longer be utilized.

(50) Reflects a decline in allocated risk cost to operating budgets associated with cost savings derived for the restructured insurance program.

Debt Service

(51) Debt Service	9,400,486	9,392,507	9,391,043	0.0%	9,416,769	9,416,382	9,411,937	9,410,034
	<u>9,400,486</u>	<u>9,392,507</u>	<u>9,391,043</u>	<u>0.0%</u>	<u>9,416,769</u>	<u>9,416,382</u>	<u>9,411,937</u>	<u>9,410,034</u>

(51) Leon County maintains level debt service.

Capital Improvement Program

(52) Budgeted Capital Reserves	-	34,228,129	27,299,094	-20.2%	19,126,838	11,552,941	4,993,724	901,330
(53) Public Works - Operations	1,378,334	1,142,500	903,500	-20.9%	903,500	893,500	873,500	873,500
(54) Solid Waste	1,612,905	1,036,000	1,337,500	29.1%	642,500	1,221,091	1,478,890	1,587,500
(55) Parks & Recreation	888,009	715,000	545,000	-23.8%	595,000	800,000	550,000	550,000
(56) Engineering Services	8,604,270	19,857,429	12,223,650	-38.4%	7,692,000	8,606,600	7,834,500	6,175,045
(57) Stormwater Maintenance	25,278	-	-	-	-	-	-	-
(58) Mgmt. Information Services	2,220,648	1,833,500	1,481,000	-19.2%	1,668,500	1,556,500	1,369,280	1,369,280
(59) Facilities Management	6,753,273	1,978,828	1,632,291	-17.5%	783,085	428,000	463,000	143,000
(60) Miscellaneous	4,877,692	480,000	500,000	4.2%	1,830,000	562,000	380,000	279,650
(61) Fleet Management	2,421,516	2,125,589	2,191,039	3.1%	3,103,544	3,339,391	3,277,805	3,108,826
	<u>28,781,925</u>	<u>63,396,975</u>	<u>48,113,074</u>	<u>-24.1%</u>	<u>36,344,967</u>	<u>28,960,023</u>	<u>21,220,699</u>	<u>14,988,131</u>

(52) Decrease reflects the planned draw down of reserves as part of the long term funding of the capital program.

(53) Decrease reflects a decline in projects associated with sand filter replacements and shifting alternative stabilization costs from new construction to maintenance.

(54) Increase reflects costs associated with transfer station improvements and equipment, and building improvements at the solid waste facility.

(55) Decline reflects a decrease in one-time funding from improvements to Tower Road Park and Lake Henrietta.

(56) Reduction is associated with the complete funding of projects such as the Public Works truck sheds in FY 2009, and a reduction in funding the stormwater and transportation capital project as approved by the Board.

(57) Projects associated with this category are now budgeted in the Engineering Services category.

(58) Decline is associated with the one-time previous year funding for financial software, the telephone system and work order management.

(59) Decrease is due to the funding of one-time projects such as the central storage facility and Health Department improvements in FY09.

(60) Increase is associated with funding earmarked for new and replacement election machines.

(61) Increase is associated with scheduled vehicle and equipment replacement.

**Leon County Government
Fiscal Year 2010 Budget**

Total Expenditures By Program

Department/Division	FY 2008 Actual	FY 2009 Adopted	FY 2010 Budget	Adopted Change	FY 2011 Projected	FY 2012 Projected	FY 2013 Projected	FY 2014 Projected
Transfers								
(62) Transfers	75,410,825	39,057,593	32,759,541	-16.1%	33,663,419	35,499,938	34,967,104	36,072,232
	<u>75,410,825</u>	<u>39,057,593</u>	<u>32,759,541</u>	<u>-16.1%</u>	<u>33,663,419</u>	<u>35,499,938</u>	<u>34,967,104</u>	<u>36,072,232</u>

(62) Reduction primarily reflect a decrease in the amount of recurring general revenue to capital projects and the lack of a transfer from non-county-wide general revenue (e.g. state shared revenue, and half cent sales tax) to municipal services. This decrease was offset by increased transfers to the Supervisor of Elections for the FY 10 election cycle, and the Probation/Pre-Trial Fund.

Grants Administration

(63) Grants Public Services Admin	175,000	154,492	125,875	-18.5%	128,250	130,910	133,475	136,230
Grants Library	43,369	-	-	-	-	-	-	-
Grants Co-op	17,051	-	-	-	-	-	-	-
Grants Public Works	3,367,796	-	-	-	-	-	-	-
Grants Parks	108,437	-	-	-	-	-	-	-
Grants Health Dept	21,712	-	-	-	-	-	-	-
Grants Housing	453,932	-	-	-	-	-	-	-
(64) Grants Human Services	934,077	781,668	-	-100.0%	-	-	-	-
Grants LLEBG	-	-	-	-	-	-	-	-
Grants Court Admin	47,703	-	-	-	-	-	-	-
Grants Adult Drug Court	39,109	-	-	-	-	-	-	-
Grants Sheriff	44,184	-	-	-	-	-	-	-
(65) Grants Management Services	175,919	61,900	129,762	109.6%	133,974	138,327	142,827	147,477
Byrne Grant	-	-	-	-	-	-	-	-
Grants EMS	262,248	-	-	-	-	-	-	-
	<u>5,690,537</u>	<u>998,060</u>	<u>255,637</u>	<u>-74.4%</u>	<u>262,224</u>	<u>269,237</u>	<u>276,302</u>	<u>283,707</u>

(63) Decline is a result of decreased revenue available for drivers education grants.

(64) Decrease is associated with the State not directly allocating housing funds to Counties until late in the legislative cycle and reducing allocations by 82%.

(65) Reflects an increase associated with the Law Enforcement Block Grant for the Pre-Trial Program. This funding is related to Federal stimulus funds.

Summary Totals

BCC	83,723,044	92,162,165	90,497,067	-1.8%	92,934,682	95,174,319	97,548,617	99,785,694
Constitutional Officers	77,028,122	76,927,173	76,710,172	-0.3%	78,801,591	81,954,525	83,293,729	85,322,644
Judicial	842,118	1,195,053	1,188,540	-0.5%	1,207,279	1,226,632	1,246,639	1,267,608
Non-Operating	20,043,757	23,338,714	21,010,392	-10.0%	21,842,275	22,635,144	23,209,802	24,159,472
Capital	28,781,925	29,168,846	20,813,980	-28.6%	17,218,129	17,407,082	16,226,975	14,086,801
Total Capital Reserves	-	34,228,129	27,299,094	-20.2%	19,126,838	11,552,941	4,993,724	901,330
Debt Service	9,400,486	9,392,507	9,391,043	0.0%	9,416,769	9,416,382	9,411,937	9,410,034
Grants	5,690,537	998,060	255,637	-74.4%	262,224	269,237	276,302	283,707
Total Budget Net Transfers	<u>225,509,989</u>	<u>267,410,647</u>	<u>247,165,925</u>	<u>-7.6%</u>	<u>240,809,787</u>	<u>239,636,263</u>	<u>236,207,725</u>	<u>235,217,290</u>
Total Operating Budget	196,728,064	204,013,672	199,052,851	-2.4%	204,464,820	210,676,240	214,987,026	220,229,159
Total Capital Budget	28,781,925	63,396,975	48,113,074	-24.1%	36,344,967	28,960,023	21,220,699	14,988,131
Total Budget	<u>225,509,989</u>	<u>267,410,647</u>	<u>247,165,925</u>	<u>-7.6%</u>	<u>240,809,787</u>	<u>239,636,263</u>	<u>236,207,725</u>	<u>235,217,290</u>

**Leon County Government
Fiscal Year 2010 Budget**

Expenditures by Service Type Requirement - Mandatory, Non-Mandatory, Support and Self-Supporting

<u>Expenditure Summary by Category</u>	<u>FY08 Adopted</u>	<u>FY09 Adopted</u>	<u>% Change</u>	<u>FY10 Budget</u>	<u>% Change</u>	<u>Reference</u>
MANDATORY						
Constitutional Officers						
Supervisor of Elections	\$ 3,853,209	\$ 2,917,983		\$ 3,466,986		FS 129.202, FS 97-107
Tax Collector	5,417,790	5,095,010		4,801,872		Article VIII Section 1(d), FS 192.091(2), FS 197
Property Appraiser	4,684,337	4,559,707		4,453,138		Article VIII Section 1(d), FS 192.091(1), FS 193.023, FS 193, 194, 196, 200
Sheriff	60,481,974	61,039,235		60,547,326		Article VIII Section 1(d), FS 39.49 and 39.50
Clerk of Court	1,847,365	1,927,079		2,035,695		Article VIII Section 1(d), Article V Section 16
subtotal	76,284,675	75,539,014	-0.98%	75,305,017	-0.31%	
Judiciary (Article V)						
State Attorney	88,904	125,884		122,031		Article V Section 14 & 17, FS 29.008
Public Defender	107,775	144,775		140,025		Article V Section 14 & 18, FS 29.008
Guardian Ad Litem	21,827	21,836		20,651		FS 29.008, FS 39.8296
Court Administration	36,266	40,935		29,462		Article V, FS 29.008
Legal Aid	95,985	176,991		178,664		FS 939.185(2)
Conflict Attorney	300,000	-		-		FS 27.511, FS 29.008
subtotal	650,757	510,421	-21.57%	490,833	-3.84%	
Charter						
County Commission	1,350,816	1,357,911		1,377,740		Article VIII Section 1(e), FS 125.01 County Charter
County Attorney	1,689,190	1,581,943		1,604,096		FS 127.01, County Charter, LCL Article X , Chapter 2, Section 2-501
County Administrator's Office	555,307	817,832		755,748		F.S. 125.7, County Charter, LCL Article X Chapter 2, Section 2-501
subtotal	3,595,313	3,757,686	4.52%	3,737,584	-0.53%	
Payments						
CRA-Payment	2,235,074	2,514,545		1,834,193		FS 163.506
Debt Service	9,401,532	9,392,507		9,391,043		FS 130
Medical Examiner	375,000	375,000		375,000		FS 406.08
Tubercular Care & Child Protection Exams	17,000	61,000		61,000		FS 392.68(2)
Baker and Marchmen Act	614,580	614,949		628,004		FS 394.76(3)b
Medicaid & Indigent Burial	1,628,500	1,803,500		2,103,500		Med: FS 409.915, IB: FS 406.50
Tax Deed Applications	22,500	22,500		22,500		FS 197.502
Juvenile Detention Payment	1,957,800	2,143,239		1,500,000		FS 985.686
subtotal	16,251,986	16,927,240	4.15%	15,915,240	-5.98%	
Transportation/Stormwater						
Public Works Support Services	526,336	541,730		559,129		
Engineering Services	2,930,940	2,883,717		3,196,506		FS 316.006(3)
Transportation Maintenance	2,591,026	2,736,050		4,224,252		FS 206.47(7), FS 206.60(2), FS 336.02(1)
Right of Ways Maintenance	1,346,822	1,418,523		2,005,904		FS 337.401
Capital Project Reimbursements	(850,000)	(850,000)		(850,000)		
Stormwater Maintenance	4,016,573	4,164,226		2,819,439		FS 403.0893, Chapter 10, LCL Article VII Divisions 1 & 2
Water Quality and TMDL Monitoring	458,630	454,665		48,000		FS 403.0885, US Code: 1342 Title 33 Chapter 26. Como Plan: Section IV Policv
subtotal	11,020,327	11,348,911	2.98%	12,003,230	5.77%	
Growth Management						
Development Services (not including Bldg Dept)	1,095,220	881,123		792,967		FS 163.3180, FS 163.3202, LCL: Chapter 10
Environmental Compliance	1,617,872	1,504,278		1,467,563		Sec. 10
Growth - Support Services	690,620	653,769		614,524		Supports functions of Fund 121
subtotal	3,403,712	3,039,170	-10.71%	2,875,054	-5.40%	
Other						
Veterans Services	229,086	238,773		193,147		FS 292.11
Planning	911,232	960,899		919,146		FS 163.3174, FS 163.3167(2)
Court House Annex (Bank of America Building)	966,990	936,255		944,435		Article V, FS 29.008
Property/Liability Insurance	2,084,586	1,873,615		1,341,882		
subtotal	4,191,894	4,009,542	-4.35%	3,398,610	-15.24%	
Solid Waste						
Landfill Closure	68,147	453,825		521,456		FS 403.707
Transfer Station	6,011,945	6,404,364		5,280,220		FS 403.706 and Interlocal Agreement
Solid Waste Management Facility	1,733,429	1,804,092		2,070,645		FS 403.706 and Interlocal Agreement
Hazardous Waste	369,582	381,182		397,467		FS 403.7225, FS 403.704
Recycling Services	473,196	451,951		464,807		FS 403.706(2)
subtotal	8,656,299	9,495,414	9.69%	8,734,595	-8.01%	
TOTAL MANDATORY	\$124,054,963	\$124,627,398	0.46%	\$ 122,460,163	-1.74%	

**Leon County Government
Fiscal Year 2010 Budget**

Expenditures by Service Type Requirement - Mandatory, Non-Mandatory, Support and Self-Supporting

<u>Expenditure Summary by Category</u>	<u>FY08</u> <u>Adopted</u>	<u>FY09</u> <u>Adopted</u>	<u>%</u> <u>Change</u>	<u>FY10</u> <u>Budget</u>	<u>%</u> <u>Change</u>	<u>Reference</u>
NON-MANDATORY						
County Departments						
Jail Detention/Mental Health Coords.	\$ 151,032	\$ 150,839		\$ 159,178		Article V Section 14(c), FS 29.008
Pre-Trial Release	1,181,745	1,313,731		1,075,160		Provided alternative to incarceration
MWSBE	346,849	314,191		245,348		FS 255.10, County Policy No. 96-1
Code Enforcement	186,617	200,359		184,507		
Intergovernmental Affairs	291,433	375,735		298,168		FS 951.26
Public Information Office	299,237	293,879		288,159		FS 125.001
Volunteer Services	219,009	181,202		180,602		FS 125.9503, County Emergency Management Plan
Parks and Recreation	2,023,994	2,184,767		2,241,405		
Cooperative Extension	502,986	520,932		521,236		FS 1004.37
Alternative Stabilization	855,346	897,982		-		
Mosquito Control	734,007	638,651		563,177		FS 388.16
Library	6,614,190	6,629,529		6,565,246		
Housing Services	559,594	459,732		527,156		FS 420.9075, FS 420.9079, FS 125.0103(7)
Health Department	257,984	237,345		237,345		FS 154.01
Animal Services	1,007,614	936,678		1,086,220		FS 828.03(1), FS 828.27 - Cruelty, FS 828.30 - Rabies, FS 588.16; Chapter 10, LCL, Division 4, Section 4
Probation	898,780	982,272		1,061,143		Provides an alternative to the County Jail
Rural Waste Service Centers	898,837	915,707		913,870		
Primary Health Care	1,287,094	1,750,728		1,749,388		FS 154.011, County Ordinance: Ch 10
Sustainability Coordinator	-	185,514		193,263		Article XVII Section 11
subtotal	18,460,348	19,169,773	3.84%	18,090,571	-5.63%	
Agreements/Payments						
Fire Department - City Payment	4,904,609	5,039,613		6,311,232		FS 125.01(1)d and Interlocal Agreement
City Payment - Parks Rec/Animal Shelter CIP	1,243,245	1,013,759		990,515		Interlocal Agreement with City of Tallahassee
subtotal	6,147,854	6,053,372	-1.54%	7,301,747	20.62%	
Line Item Funding						
Cultural Resources Comm. (COCA)	658,350	654,500		654,500		Ordinance 2006-34
Tallahassee Trust for Historic Pres.	63,175	63,175		63,175		Ordinance 2006-34
DISC Village/Juvenile Assess. Center	185,759	185,759		185,759		Ordinance 2006-34
Big Brothers/Big Sisters	23,750	23,750		-		Ordinance 2006-34
United Partners for Human Services	23,750	23,750		23,750		Ordinance 2006-34
Whole Child Leon	38,000	38,000		38,000		Ordinance 2006-34
Dick Howser Center	47,500	47,500		-		Ordinance 2006-34
Trauma Center	300,000	300,000		300,000		Ordinance 2006-34
Keep Tallahassee Beautiful	21,375	21,375		21,375		Ordinance 2006-34
St. Francis Wildlife	71,250	71,250		-		Ordinance 2006-34
Economic Development Council	199,500	199,500		199,500		Ordinance 2006-34
CRTPA	-	15,000		214,309		Ordinance 2006-34
subtotal	1,684,909	1,643,559	-2.45%	1,700,368	3.46%	
Miscellaneous						
Youth Sports Teams	4,750	4,750		4,750		
Human Services CHSP	847,090	993,677		993,777		County Policy No. 01-04
Military Grant	135,000	100,000		100,000		County Policy No. 03-18
Summer Youth Employment	73,943	73,943		73,943		
Volunteer Fire Department	125,838	125,838		542,515		
Diversionary Funding	100,000	100,000		100,000		
Goodwood Conference Center	-	300,000		-		
subtotal	1,536,621	1,698,208	10.52%	1,814,985	6.88%	
Event Sponsorships						
Celebrate America	2,500	2,500		2,500		Ordinance 2006-34
Dr. Martin Luther King Celebration	4,500	4,500		4,500		Ordinance 2006-34
Capital City Classic	5,000	5,000		5,000		Ordinance 2006-34
Friends of Library	2,500	2,500		3,000		Ordinance 2006-34
NAACP Freedom Awards Banquet	1,000	1,000		1,000		Ordinance 2006-34
After School Jazz Jams	2,000	2,000		2,000		Ordinance 2006-34
Soul Santa	2,500	4,000		4,000		Ordinance 2006-34
subtotal	20,000	21,500	7.50%	22,000	2.33%	Ordinance 2006-34
TOTAL NON-MANDATORY	\$ 27,849,732	\$ 28,586,412	2.65%	\$ 28,929,671	1.20%	

**Leon County Government
Fiscal Year 2010 Budget**

Expenditures by Service Type Requirement - Mandatory, Non-Mandatory, Support and Self-Supporting

<u>Expenditure Summary by Category</u>	<u>FY08 Adopted</u>	<u>FY09 Adopted</u>	<u>% Change</u>	<u>FY10 Budget</u>	<u>% Change</u>	<u>Reference</u>
<u>SUPPORT FUNCTIONS</u>						
Management Services - Support	\$ 323,883	\$ -		\$ -		
Office of Management & Budget	923,752	956,179		995,939		FS 129
Facilities Management	6,574,338	7,027,123		6,961,426		FS 29.008 Maintains County Facilities
Human Resources	1,011,451	1,073,693		1,067,892		Implement Federal and State legislation regarding employment practices
Management Information Services	5,278,774	5,551,832		5,465,217		FS 29.008 Maintains all County information systems - emails, hardware, software, etc
Purchasing	518,828	533,862		562,008		FS 274.03, FS 287 County Ordinance: Chapter 2 Article IX Section 2.401
Geographic Information Systems	1,766,319	1,887,201		1,822,840		Interlocal Agreement with the City of Tallahassee
Public Services - Support	359,512	460,748		497,691		LCL, Chapter 2, Article X Section 2-502
Non-Operating (Audit, Bank Charges, etc.)	752,586	762,490		766,167		
TOTAL SUPPORT FUNCTIONS	\$ 17,509,443	\$ 18,253,128	4.25%	\$ 18,139,180	-0.62%	
<u>RESERVES</u>						
Salary Contingency	1,384,140	-		-		
Budgeted Contingency; all funds	1,645,878	2,007,703		1,310,930		
TOTAL BUDGETED RESERVES	\$ 3,030,018	\$ 2,007,703	-33.74%	\$ 1,310,930	-34.70%	
TOTAL GENERAL REVENUE SUPPORTED	\$ 172,444,156	\$ 173,474,641	0.60%	\$ 170,839,944	-1.52%	
<u>SELF SUPPORTING AND INTERNAL SERVICES</u>						
Building Inspection	1,452,273	1,475,222		1,374,163		Numerous FS cites - see division page
Fleet Management	2,689,064	3,162,264		2,930,943		
Risk Management	5,327,710	4,658,700		3,827,500		Workers Compensation, Property, Liability Insurance
Communications Trust Fund	1,049,309	1,049,131		908,005		
Teen Court	142,351	188,118		189,592		FS 938.19, Ordinance 7-28
Drug Abuse Trust Fund	59,686	93,349		83,659		
Judicial Programs	322,060	345,675		348,937		FS 939.185, Chapter 7, Article II, Section 7- 24
SHIP	781,668	781,668		-		FS 420.9073
Other Grant Related Activity	669,105	565,839		613,165		
9-1-1 Funding	1,310,958	1,267,004		1,284,000		FS 365.171
Emergency Medical Services (EMS)	11,201,749	12,700,885		12,880,105		FS 125.01(1)e, County Ordinance: Ch 8 Article III Section 8
Tourist Development Funding (all 4 Cents)	3,505,723	3,424,811		3,096,946		
Housing Finance Authority	31,920	31,635		31,350		FS 159.601, FS 159.604
Primary Healthcare MSTU	350,411	60,000		-		FS 154.011, County Ordinance: Ch 10 Article XVII Section 11
Amtrak	25,000	22,899		23,747		
Killeran Lakes Special Assessment	237,280	237,280		237,280		Interlocal Agreement with the City of Tallahassee
800 Mhz Radio Support	417,632	474,551		383,515		
TOTAL SELF SUPPORTING AND INTERNAL SERVICES	\$ 29,573,899	\$ 30,539,031	3.26%	\$ 28,212,907	-7.62%	
TOTAL OPERATING BUDGET	\$ 202,018,055	\$ 204,013,672	0.99%	\$ 199,052,851	-2.43%	
TOTAL CAPITAL BUDGET	\$ 42,150,316	\$ 29,168,846	-30.80%	\$ 20,813,980	-28.64%	
TOTAL CAPITAL RESRVs.	\$ 40,522,926	\$ 34,228,129	-15.53%	\$ 27,299,094	-20.24%	
GRAND TOTAL FY10 BUDGET	\$ 284,691,297	\$ 267,410,647	-6.07%	\$ 247,165,925	-7.57%	

Notes:

1. Definitions of categories:

- Mandatory: Required expenditures per the Florida Constitution, Florida Statutes or the County Charter. For purposes of this exercise, there may be certain functions that have components that are non-mandatory, but the amounts are not significant enough to break-out. Although an expenditure is included in the Mandatory category, the County does not necessarily need to continue to provide the service at its current level.

- Non-Mandatory: Expenditures that are not required.

- Support Functions: Includes departments and programs that provide services that benefit all of County government. As with the mandatory category, portions of these functions can be performed at a lower level of service.

- Budgeted Reserves: Includes budgeted reserves for raises and contingencies.

- Self Supporting - Programs that have a dedicated revenue stream and therefore do not receive general revenue for support.

2. References - Citations in Florida Statutes or local ordinance that govern the service. References in categories other than mandatory govern the administration of the activity and do not specify that the service is required.

Major Revenue Overview

(FY 2010 Revenue Estimates projected in Millions at 95%)

AD VALOREM PROPERTY TAXES (\$109.49)

Ad Valorem property taxes are derived from all nonexempt real and personal property located within the County. (MSTU Ad Valorem not included)

LOCAL OPTION GAS TAX (\$3.21)

This is a locally imposed tax of 6 cents per gallon on every net gallon of motor and diesel fuel. Per the interlocal agreements, this revenue is shared 50%/50% for the first 4 cents between the City and County and 60% City and 40% County for the remaining 2 cents.

9TH CENT GAS TAX (\$1.24)

Prior to FY02, the 9th Cent Gas Tax was a state imposed one cent tax on special and diesel fuel. Effective FY02, the County levies the amount locally on all fuel consumption.

STATE SHARED GAS TAX (\$3.50)

Tax derived from the County Fuel Tax and the Constitutional Gas Tax. These revenues are all restricted to transportation related expenditures.

ENVIRONMENTAL PERMITS (\$1.11)

Environmental permit/development review fees are revenues derived from development projects for compliance with stormwater, landscape, tree protection, site development, and zoning and subdivision regulations.

BUILDING PERMITS (\$1.32)

Building permit fees are revenues derived from developers of residential and commercial property. Revenues are intended to offset the cost of inspections assuring that development activity meets local, state and federal building code requirements.

LOCAL OPTION SALES TAX (\$3.16)

The Local Government Infrastructure Sales Tax (Local Option) is a 1 cent sales tax on all transactions up to \$5,000. Effective December 2004, the sales taxes are disbursed at 80% for Blueprint 2000, 10% County and 10% City.

LOCAL GOVERNMENT 1/2 CENT SALES TAX (\$9.71)

The Local Government 1/2 Cent Sales Tax is based on 8.814 percent of net sales tax proceeds remitted by all sales tax dealers located within the County. Revenue is shared between County (56.6%) and City (43.4%) based on statutory defined distribution formula

TELECOMMUNICATIONS TAX (\$4.62)

This is a two-tiered tax, each with its own rate. The two taxes are (1) The State Communications Services Tax (State Tax) and the Local Option Communications Services Tax (Local Option Tax). The County levies the local tax at a rate of 5.22%. The County has also eliminated its 5% cable franchise fee and certain Right-Of-Way permit fees.

PUBLIC SERVICE TAX (\$5.39)

The Public Service Tax is based upon a 10% levy on gas, water, electric services and \$.04 per gallon on fuel oil.

STATE REVENUE SHARING TAX (\$3.88)

The Florida Legislature repealed the intangible tax revenues which comprised the majority of the County's revenue sharing in 2002. The Legislature replaced the lost revenue with a 2.044% of sales tax collections (96.5% of revenue sharing comes from this source and 3.5% comes from cigarette tax collections). (FL Statutes 210 and 212).

LOCAL OPTION TOURIST TAX (\$3.77)

This is a locally imposed 5% tax levied on rentals and leases of less than six months duration. A 1% option has been levied by the Board to pay for a performing arts center.

EMERGENCY MEDICAL SERVICES MSTU and AMBULANCE FEES (\$14.65)

Funding for emergency medical services is provided by a .50 mil municipal service taxing unit (MSTU) property tax and ambulance transport fees. Estimates indicate that \$7.0 million will be generated from the MSTU and \$7.7 million from ambulance fees.

PROBATION FEES (\$1.21)

The Probation fees are a combination of County court probation fees, alternative community service fees, no-show fees, and pretrial release fees. These fees are collected from individuals committing infractions that fall within the jurisdiction of Leon County Courts.

LANDFILL & TRANSFER STATION TIPPING FEES (\$8.67)

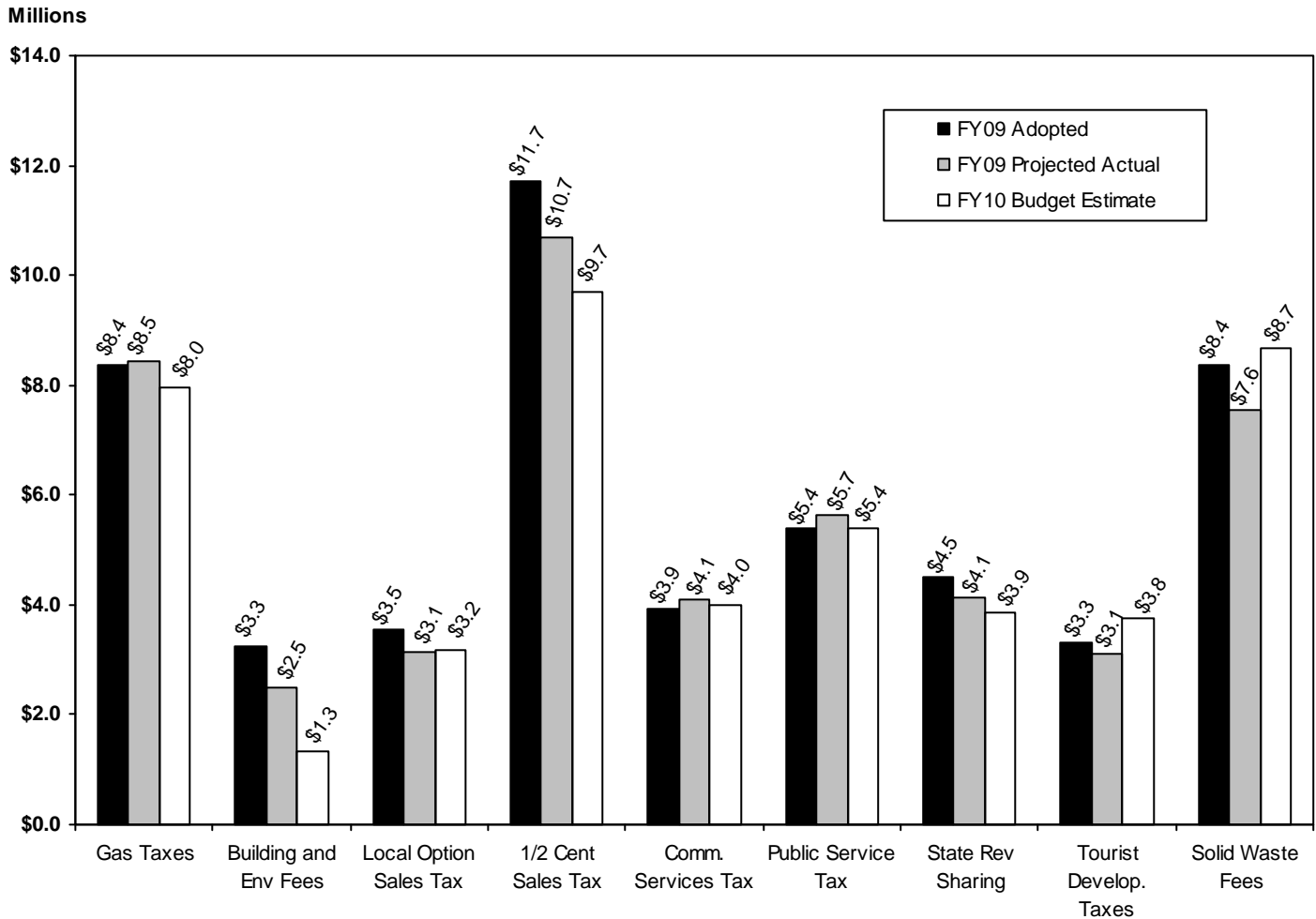
Tipping fees are revenues collected by the County for sorting, reclaiming and disposing of solid waste at the County landfill and transfer station (This does not include the non-ad valorem assessment of \$40/single family home).

FIRE SERVICES FEE (\$6.9)

This fee adopted on June 9, 2009, is charged as a flat fee to single family homes and on a square footage basis to businesses in the unincorporated area to pay for fire services.

Major Revenues

Adopted Budget FY 2009, Projected Actuals FY 2009, and
Estimated Budget FY 2010

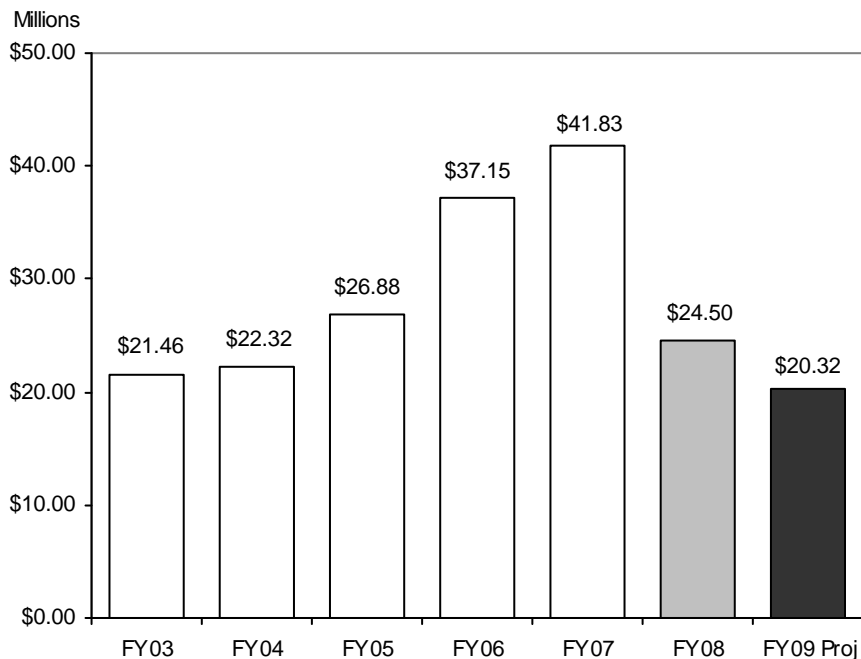


Adopted Budget FY 2009, Projected Actual Collections FY 2009, and Estimated Budget FY 2010:

This chart illustrates a comparison between the current budget, the projected actual collections for FY 2009, and the FY 2010 budget estimates. The chart depicts FY 2010 revenues forecasted at 95% as required by Florida Statute. Detailed charts of these revenues are shown on the subsequent pages, including ad valorem taxes.

Major Revenues

General/Fine & Forfeiture: Fund Balance

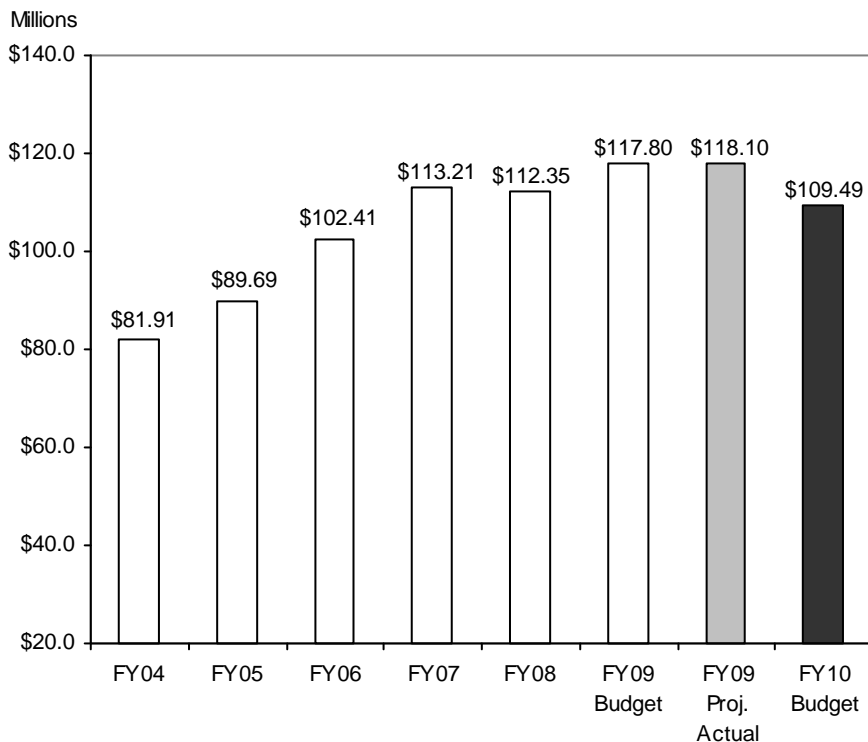


General Fund – Fund Balance:

Fund Balance is maintained for cash flow and emergency reserve purposes as well as a reserve for one-time capital improvement needs. In addition, the amount of fund balance is used by rating agencies in determining the bond rating for local governments. The Leon County Reserves Policy requires fund balances to be between a minimum of 15% and a maximum of 30% of operating expenditures. Generally, fund balances in excess of the minimum reserves amounts are utilized to support one-time expenditures or to address unforeseen revenue shortfalls.

This decrease in fund balance from FY 2007 is primarily due to the Board budgeting mandatory and capital needs, including large infrastructure projects, such as joint dispatch. In addition, fund balance was recently appropriated by the Board in order to create a Local Economic Stimulus package, including the construction and renovation of libraries and matching funds for future projects. The estimated fund balance for FY09 is \$20.32 million.

Ad Valorem Tax: Actuals and Projections



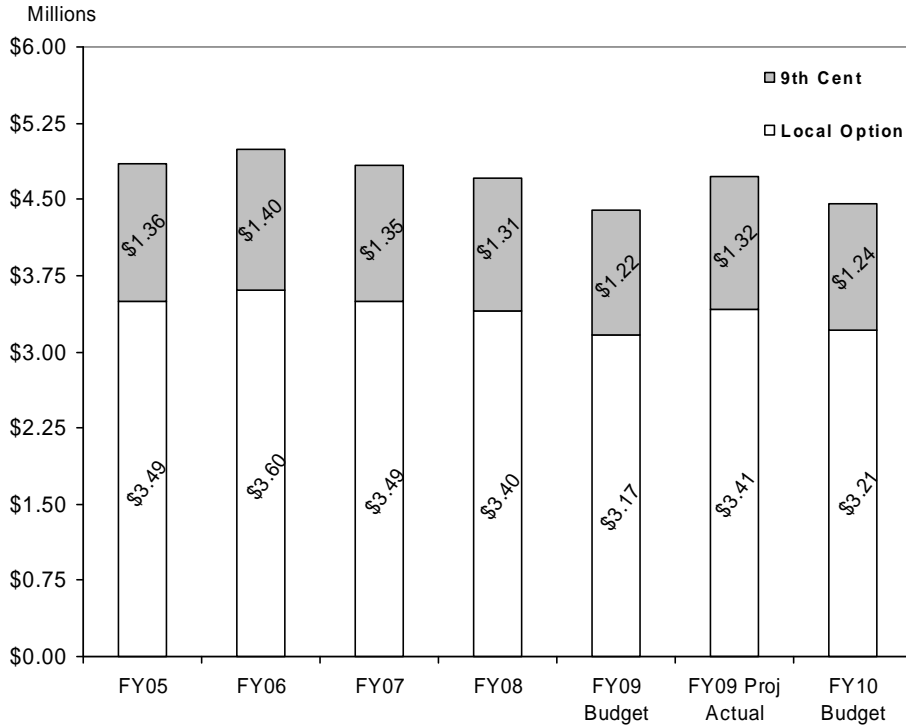
Ad Valorem Property Taxes:

The amounts shown are the combined General Fund and Fine and Forfeiture Fund levies. The tentative millage rate for FY10 is 7.85. The revenues budgeted for FY10 represent 95% of anticipated revenues and do not include Municipal Services Taxing Unit (MSTU) revenues.

Until FY 2007, revenues saw steady growth as a result of increased property valuations and new housing. However, due to property tax reform legislation passed in 2007 and the passage of Amendment 1 in January 2008, specifically an additional \$25,000 in homestead exemption and the portability of the Save Our Homes tax exemption, will restrict future growth in ad valorem taxes. The forecasted downward trend is due to an estimated 7% decline in property values associated with the recession economy, specifically the repressed housing market. As a result of the Board maintaining the millage rate at 7.85, property owners will see \$8.1 million in ad valorem tax savings.

Major Revenues

Local Option Gas Tax: Actuals and Projections



Local Gas Taxes:

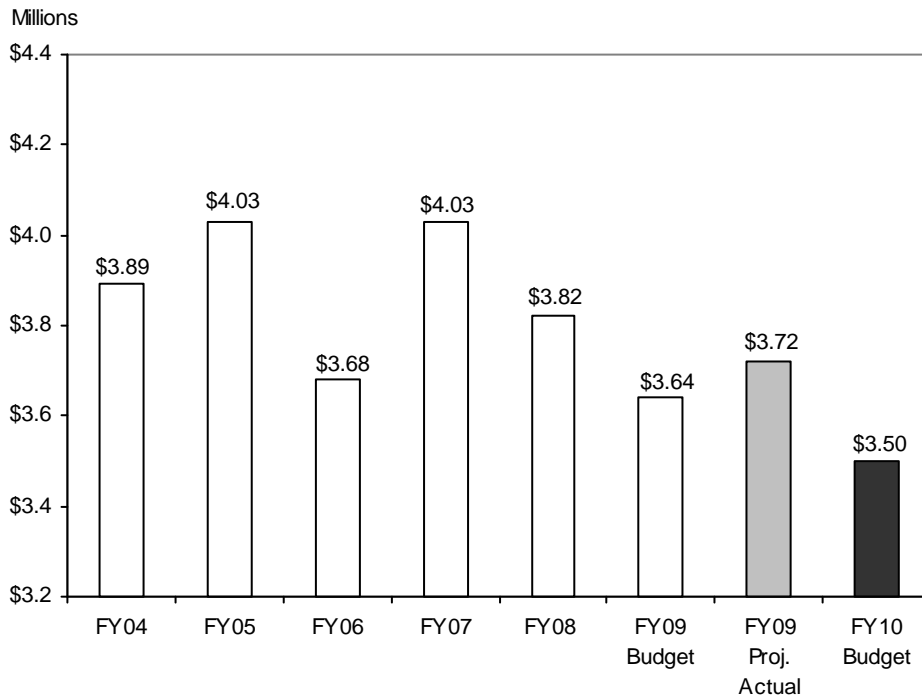
Local Option Gas Tax:

The Local Option Gas Tax is a locally imposed 6 cents per gallon on every net gallon of motor and diesel fuel. Per the interlocal agreements, this revenue is shared 50/50 for the first 4 cents between the City and County and 60% City and 40% County for the remaining 2 cents. This equates to the County 46% and the City 54%. Funds are restricted to transportation related expenditures. This gas tax sunsets in August 2015. The amounts shown are the County's share only.

9th Cent Gas Tax:

Beginning in FY02, the County levied an additional one cent on special and diesel fuel. This is a consumption tax based on the gallons purchased. Prior to FY08 there was modest growth in this revenue stream. The decreased fuel consumption has continued to cause a steady decline in gas tax revenue from previous fiscal years. In FY09, Leon County is anticipating to collect a slightly higher amount of gas tax revenues than originally budgeted. This variance is primarily attributed to the decrease in the cost of gas at the pump.

State Shared Gas Tax: Actuals and Projections



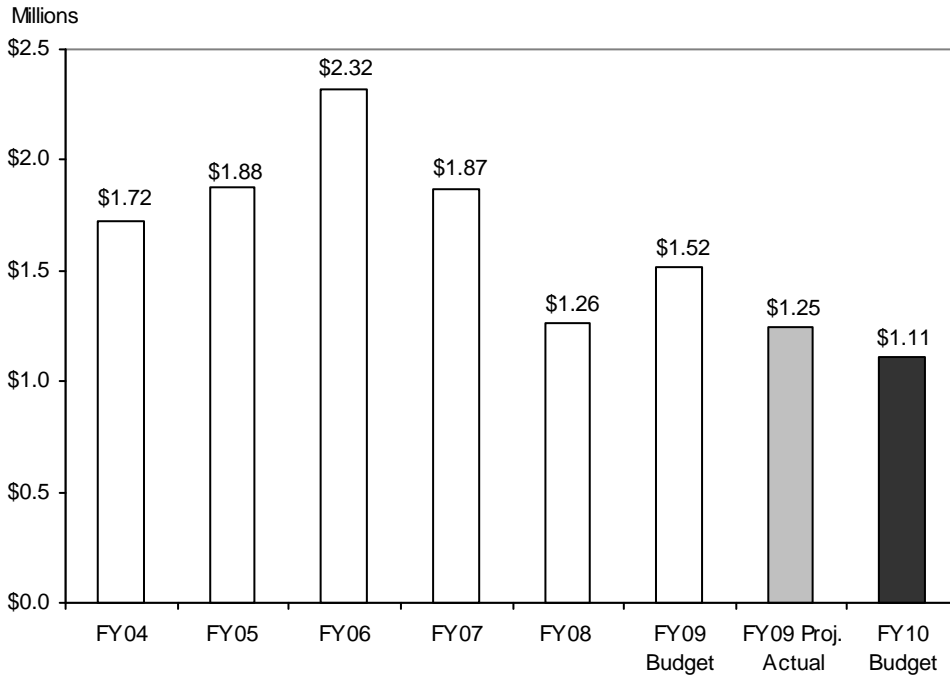
State Shared Gas Taxes:

The State Shared Gas Tax consists of two discrete revenue streams: County Fuel Tax and the Constitutional Gas Tax. These revenues are all restricted to transportation related expenditures (Florida Statutes 206). The revenues are disbursed from the State based on a distribution formula consisting of county area, population, and collection.

This is a consumption tax based on the gallons purchased. Prior to FY08 there was modest growth in this revenue stream. The decreased fuel consumption has continued to cause a steady decline in gas tax revenue from previous fiscal years. In FY09, Leon County is anticipating to collect a slightly higher amount of gas tax revenues than originally budgeted. This variance is primarily attributed to the decrease in the cost of gas at the pump.

Major Revenues

Environmental Permit Fees: Actuals & Projections



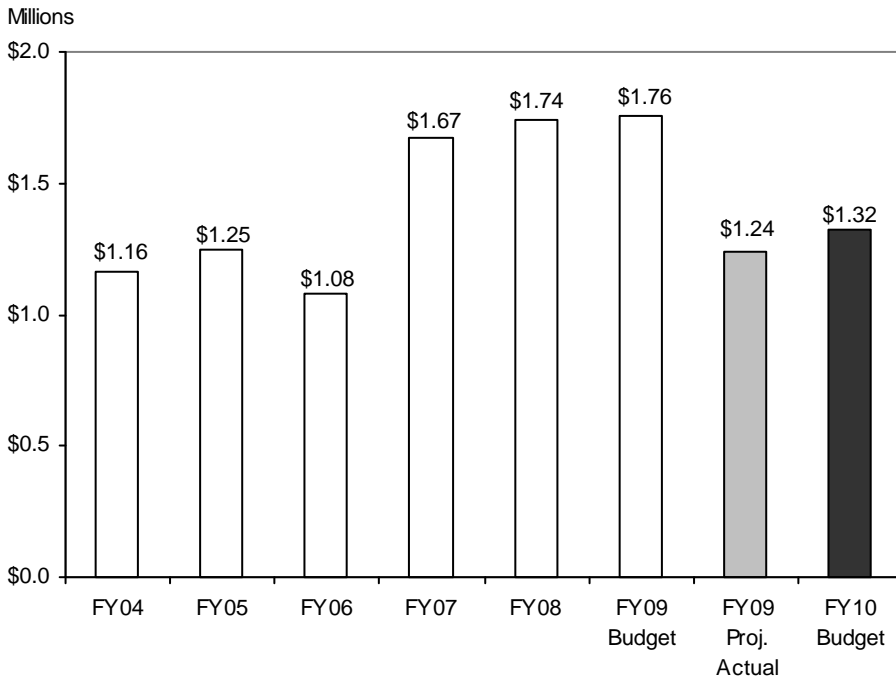
Environmental Permit Fees:

Environmental Permit Fees are derived from development projects for compliance with stormwater, landscape, tree protection, site development and zoning, and subdivision regulations. As a result of a fees study, the Board adopted a revised fee resolution effective October 1, 2006.

Prior to FY07, this revenue experienced modest growth. However, due to an economic downturn, beginning in late FY07 and FY08, actuals were lower than anticipated. On March 11, 2008 the Board approved an overall fee increase of 20% in addition adopting new fees for Growth Management. The new fees were implemented immediately and the overall fee increase was effective as of October 1, 2008.

The current recession has caused the downturn in construction to continue. To offset this decline in revenue, 6.83 positions were eliminated in the FY10 budget. It is anticipated that the FY09 actuals will be lower than the FY09 budgeted amount and that this will continue into FY10.

Building Permits: Actuals and Projections



Building Permit Fees:

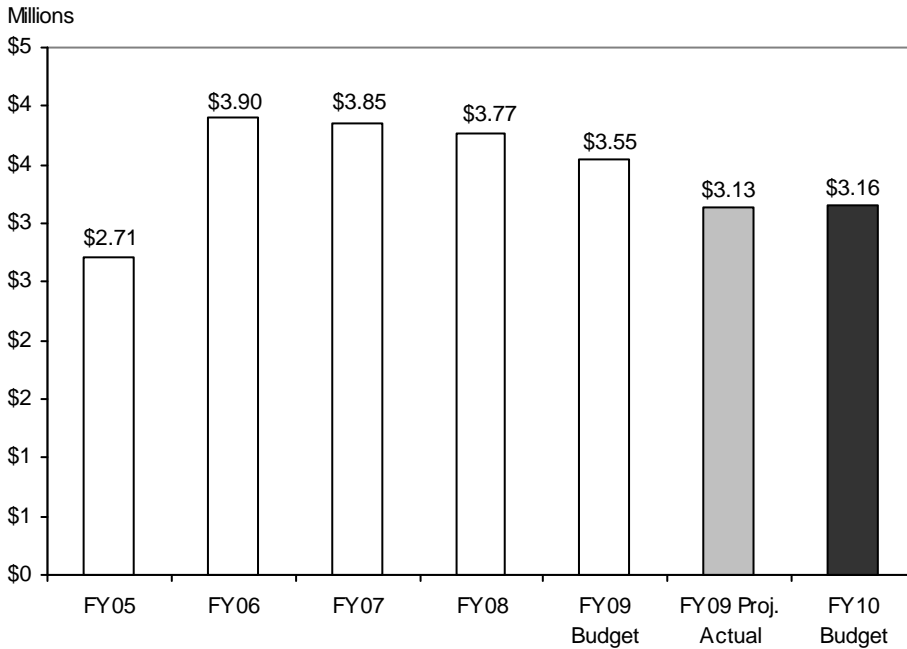
Building Permit Fees are derived from developers of residential and commercial property and are intended to offset the cost of inspections to assure that development activity meets local, state, and federal building code requirements. The County only collects these revenues for development occurring in the unincorporated area.

Due to the current recession, actual revenues have been lower than anticipated over the past two fiscal years, even with the implementation of the new fee schedule. As a result of the continued decline in construction projects, the anticipated revenue projection for FY09 will be significantly lower than the budgeted amount.

For FY10 2.17 positions have been eliminated from the budget to reduce expenditures.

Major Revenues

Local Option Sales Tax: Actuals and Projections

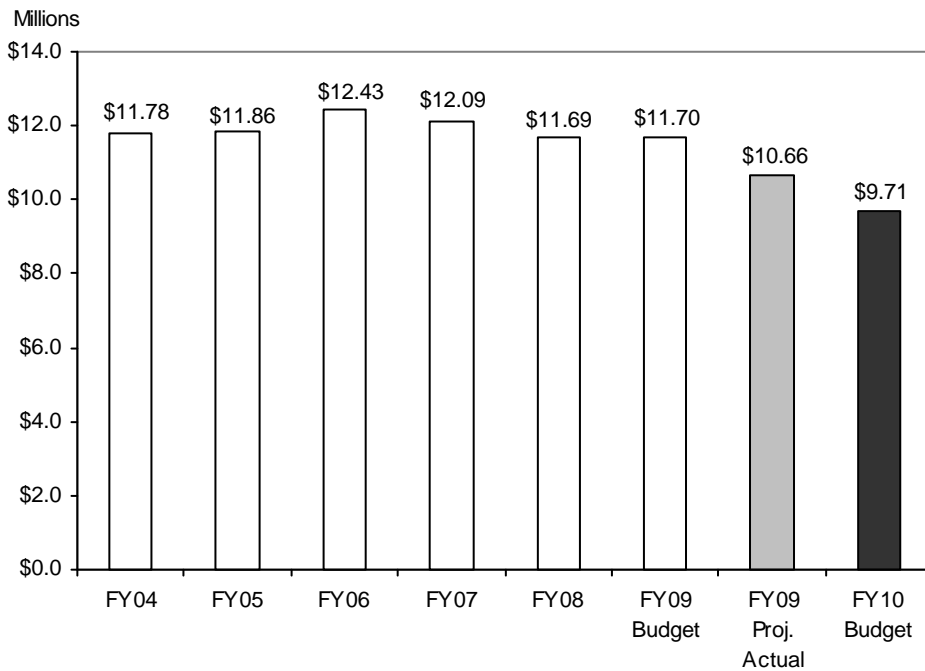


Local Option Sales Tax:

In a November 2000 referendum, the citizens of Leon County extended the sales tax for an additional 15 years beginning in 2004. The Local Option Sales Tax is a 1 cent sales tax on all transactions up to \$5,000. The revenues are distributed at a rate of 10% to the County, 10% to the City, and 80% to Blueprint 2000.

The decline in sales tax revenue has continued through FY08. It is anticipated that the downward trend in sales tax collections will continue in FY09. During the March 15, 2009 Revenue Estimating Conference, the State anticipated a continued decline in sales tax revenue through FY10. However, collections in Leon County will not be impacted as severely as in other parts of the state, which tend to be more dependent on tourism.

Local Government 1/2 Cent Sales Tax: Actuals and Projections



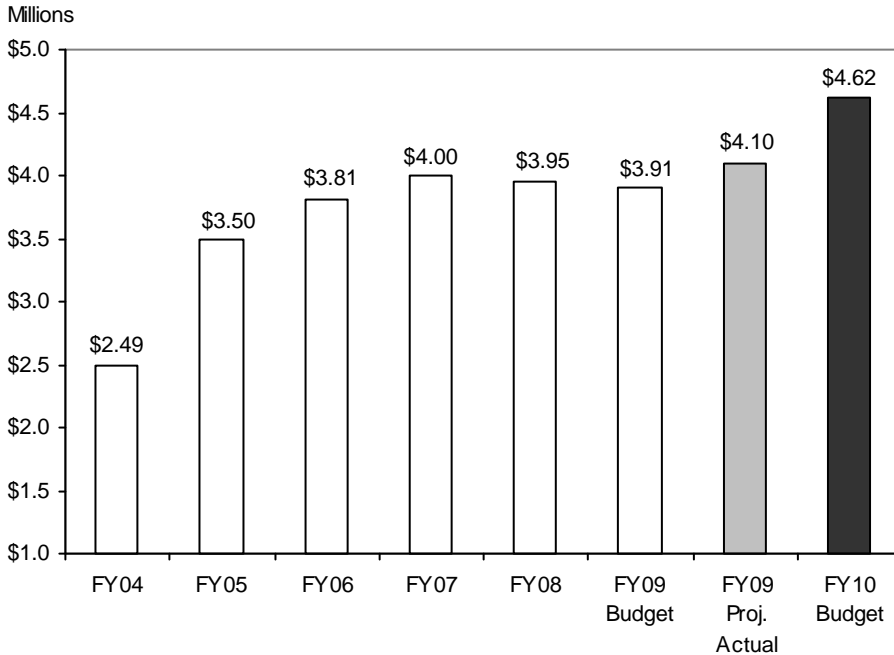
Local Government 1/2 Cent Sales Tax:

The Local Government 1/2 Cent Sales Tax is based on 9.653% of net sales tax proceeds remitted by all sales tax dealers located within the County. Effective July 1, 2004, the distribution formula reduces the County's share to 8.814% or a net reduction of approximately 9.5%. The revenue is split 56.6% County and 43.4% City based on a statutory defined distribution formula (Florida Statutes Part VI, Chapter 218).

For the past three fiscal years, the sales tax revenue has continued to decline. During the March 15, 2009 Revenue Estimating Conference the State anticipated this downward trend to continue in FY10.

Major Revenues

Communication Service Tax: Actuals and Projections



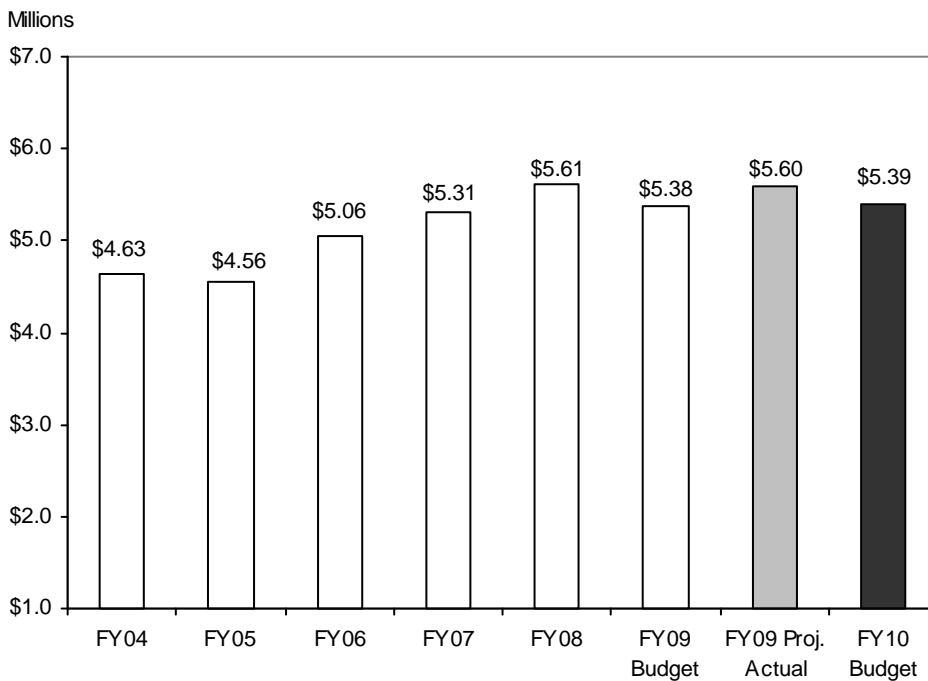
Communication Services Tax:

The Communication Services Tax combined seven different State and local taxes or fees by replacing them with a two-tiered tax, each with its own rate. These two taxes are (1) the State Communication Services Tax and (2) the Local Option Communication Services Tax. The County correspondingly eliminated its 5% Cable Franchise Fee and certain right-of-way permit fees. Becoming a Charter county allowed the County to levy at a rate of 5.22%. This corresponds with the rate being levied by the City. The County increased the rate in February of 2004.

In FY03 the Communications Service Tax rates were increased to the current rate. FY05 was the first full year of increased collections. For the past four fiscal years, the revenues have moderately increased. Due to the recession, this growth trend is expected to remain flat for the next fiscal year.

The FY10 budget includes the 2nd reimbursement payment of \$601,723 for underpayments from the communication industry over the past several years. Based on an audit adjustment by the Department of Revenue, the County was underpaid \$2.4 million in total over the past several years. To date, the County has received \$1.2 million of this amount.

Public Service Tax: Actuals and Projections



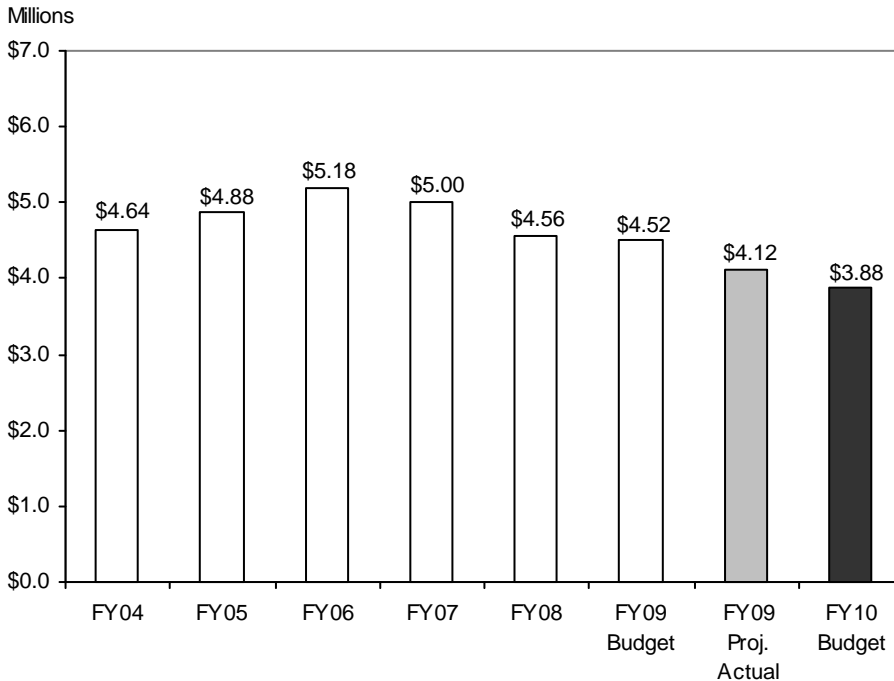
Public Service Tax:

The Public Services Tax is a 10% tax levied upon each purchase of electricity, water, and metered or bottled gas within the unincorporated areas of the County. It is also levied at \$0.04 per gallon on the purchase of fuel oil within the unincorporated areas of the County. This tax became effective on October 1, 2003.

Due to its consumption basis, this tax is somewhat variable. Revenue projections indicate that this revenue will remain flat in FY09 and FY10 due to utility customers' conservation efforts to reduce costs, and a decline in electricity rates by the City of Tallahassee.

Major Revenues

State Revenue Sharing: Actuals and Projections

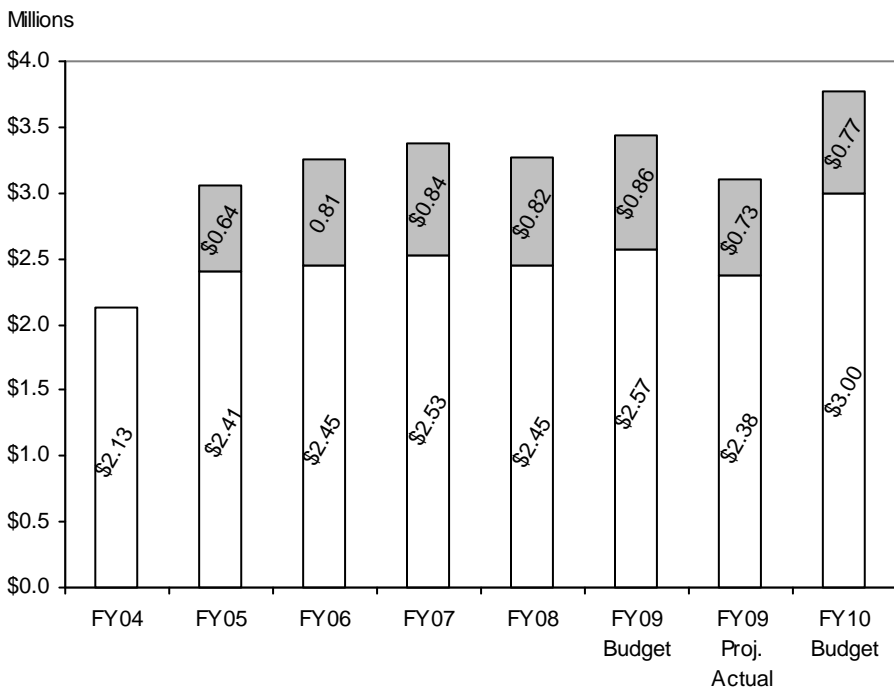


State Revenue Sharing:

The Florida Revenue Sharing Act of 1972 was an attempt by the Legislature to ensure a minimum level of parity across units of local government. Currently, the Revenue Sharing Trust Fund for counties receives 2.9% of the net cigarette tax collections and 2.25% of sales and use tax collections. Effective July 1, 2004, the distribution formula reduced the County's share to 2.044% or a net reduction of approximately 10%. The sales and use tax collections provide approximately 96% of the total revenue shared with counties, with the cigarette tax collections making up the small remaining portion. These funds are collected and distributed on a monthly basis by the Florida Department of Revenue.

A decline in statewide sales collections due to the current recession caused the state to lower forecasted collections. This consequently lowered the anticipated collections for cities and counties. During the March 15, 2009 General Revenue Estimating Conference the State anticipated this downward trend to continue through FY09 and FY10.

Local Option Tourist Tax: Actuals and Projections



Local Option Tourist Tax:

The Local Option Tourist Tax is a locally imposed 4% tax levied on rentals and leases of less than 6-month duration. The funds are restricted to advertising, public relations, promotional programs, visitor services and approved special events (Florida Statute 125.014). At a March 19, 2009 public hearing, the Board approved to increase total taxes levied on rentals and leases of less than 6-month duration by 1%. The total taxes levied are now 5%. The additional 1% became effective on May 1, 2009.

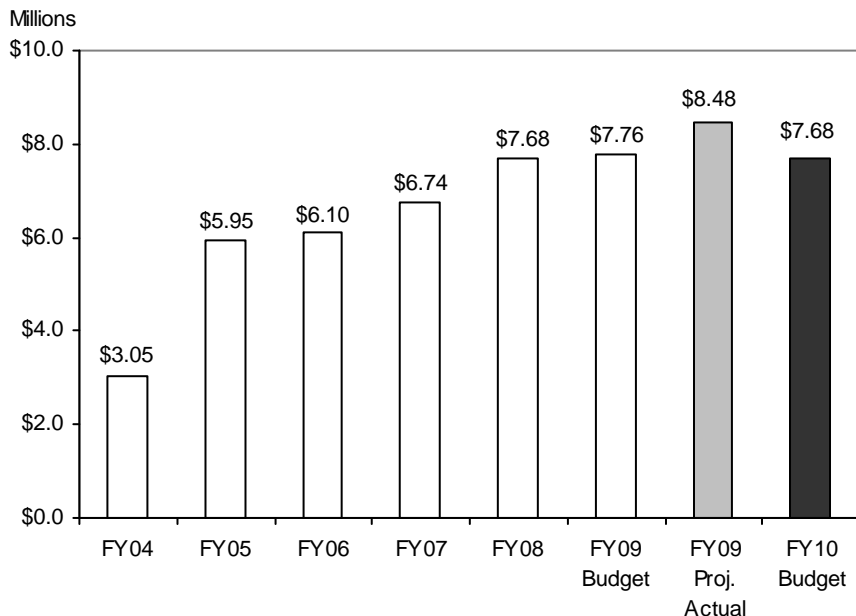
As of October 1, 2011, the Tourist Development Tax will be allocated as follows:

- 3%: Tourist Development Center for promoting and advertising tourism.
- 1.5%: to the future Performing Arts Center
- .5%: Council on Culture & Arts Gains Street Art Project funding directly related to promoting and advertising tourism.

Until October 2011, the additional 1% will be used as specified in the TDC Strategic Plan.

Major Revenues

Ambulance Fees: Actuals and Projections



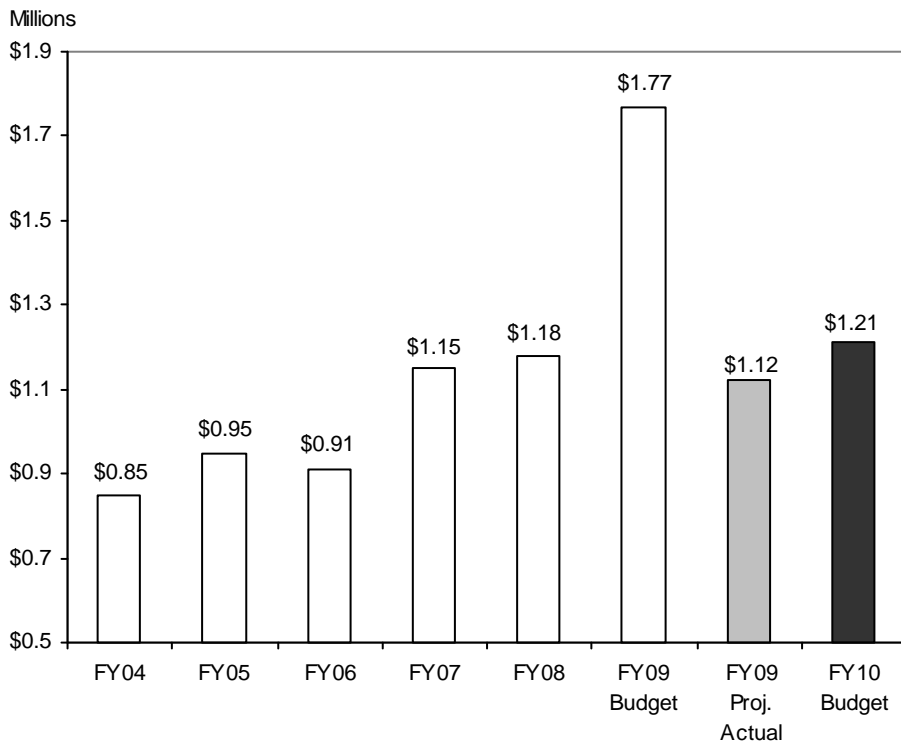
Ambulance Fees:

Leon County initiated its ambulance service on January 1, 2004. Funding for the program comes from patient billings and a Countywide Municipal Services Tax. The amounts shown are the patient billings only.

The EMS system bills patients based on the use of an ambulance transport to the hospital. As with a business, the County has an ongoing list of patients/insurers that owe the County monies (outstanding receivables). During FY08, to address the increasing collectables, the County established a collection policy to pursue uncollected bills, and to allow the write-off of billings determined uncollectible.

Due to a higher percentage of Medicare patients and a lower percentage of insured patients, it is anticipated that there will be a slight decline in ambulance fees in FY10.

Probation Fees: Actuals and Projections



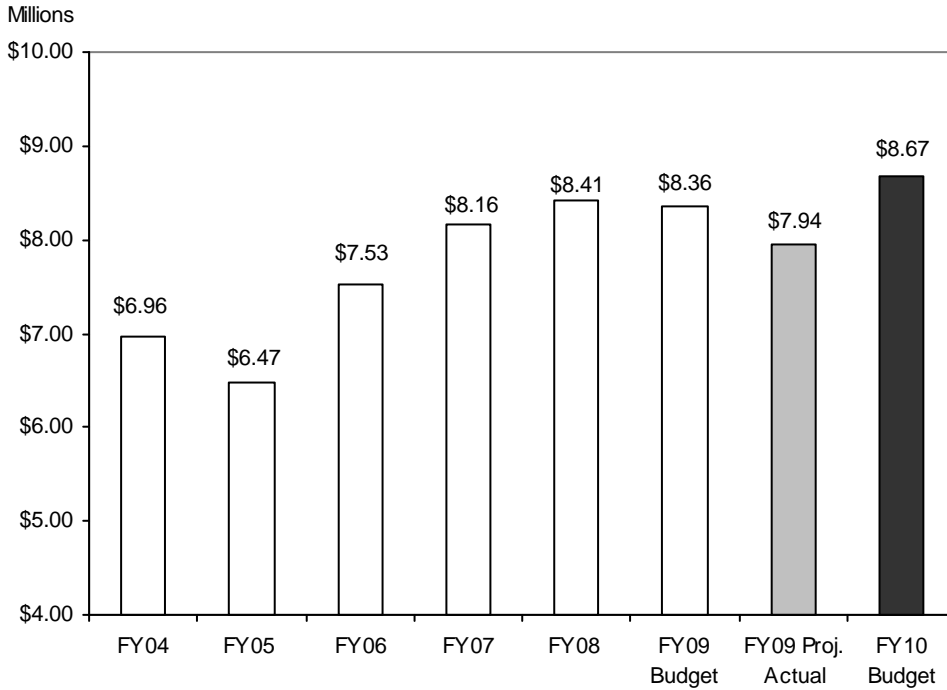
Probation Fees:

The Probation Fees are a combination of County court probation fees, alternative community service fees, no-show fees (all governed by Florida Statute 948) and pre-trial release fees (governed by an Administrative Order). These fees are collected from individuals committing infractions that fall within the jurisdiction of Leon County Courts. The amount of each individual fee is expressly stated in either the Florida Statute or the Administrative Order.

The projected FY09 figure accounts for fees increased by the Board on March 25, 2008. However, the revenue projections for FY09 are lower than previously anticipated due to a decline in Probation and Pre-Trial caseloads. In addition, there has been a decrease in court ordered GPS electronic monitoring.

Major Revenues

Solid Waste: Actuals and Projections



Solid Waste Fees:

Solid Waste Fees are collected for sorting, reclaiming, and disposing of solid waste at the County landfill and transfer station. Revenues collected will be used for the operation of all solid waste disposal sites.

In October 2008, the Board entered into a contractual agreement with Marpan Recycling. The Solid Waste Management Facility is no longer accepting Class III waste as of January 1, 2009. This contract will cause a decline in revenues for Solid Waste. However, expenditures have been adjusted to reflect the change in operations at the facility.



Leon County Government
Fiscal Year 2010 Budget - Recommended Position Changes

Board of County Commissioners	FTEs	Impact	Judicial and Constitutionals	FTEs	Impact
County Attorney - Eminent Domain			Property Appraiser		
Assistant County Attorney	-1.00	(102,730)	Commercial Analyst	-1.00	(62,723)
Legal Assistant	-1.00	(55,308)	TPP Appraiser/Auditor	-1.00	(76,661)
Total County Attorney	-2.00	(158,038)	Total Property Appraiser	-2.00	(139,384)
Public Services - Intergovernmental Affairs					
Management Services Coordinator/Analyst	-1.00	(66,396)			
Public Services - Planning Department					
Graphics & Mapping Specialist	-1.00	(71,465)			
Public Services - Library Services					
Art/Publication Specialist	-1.00	(37,797)			
Library Services Specialist	-0.50	(17,418)			
Library Services Coordinator	-1.00	(78,880)			
Information Professional	-1.50	(67,137)			
Senior Library Assistant	-1.00	(37,857)			
Library Assistant	-1.50	(35,973)			
Total Public Services	-8.50	(412,923)			
Management Services - MIS/GIS					
IT Technical Support Specialist II	-2.00	(132,926)			
GIS Technician I	-1.00	(49,071)			
Total Management Services	-3.00	(181,997)			
Growth & Environmental Mgmt - Support					
Records Technician	-0.61	(28,326)			
Administrative Associate III	-0.61	(29,264)			
Permit Technician	-0.61	(24,543)			
Growth & Environmental Mgmt - Building Inspection					
Records Technician	-0.39	(18,110)			
Administrative Associate III	-0.39	(18,711)			
Permit Technician	-0.39	(15,693)			
Plans Examiner	-1.00	(58,133)			
Growth & Environmental Mgmt - Environmental Compliance					
Administrative Associate V	-1.00	(40,236)			
Environmental Review Biologist	-1.00	(63,800)			
Environmental Review Specialist	-1.00	(63,800)			
Growth & Environmental Mgmt - Development Services					
Transportation Planner	-1.00	(62,484)			
Planner II	-1.00	(57,769)			
Total Growth & Environmental Mgmt	-9.00	(480,869)			
Public Works - Engineering Services					
CAD Technician	-1.00	(51,621)			
Water Resource Specialist	1.00	60,089			
Public Works - Solid Waste					
Solid Waster Operator	-3.00	(114,222)			
Weighmaster	-2.00	(86,672)			
Landfill Spotter	-2.00	(83,656)			
Total Public Works	-7.00	(276,082)			
Total Board of County Commissioners	-29.50	(1,509,909)	Total Judicial and Constitutionals	-2.00	(139,384)
Total Board, Judicial and Constitutionals					
	-31.50	(1,649,293)			

**Leon County Government
Fiscal Year 2010 Budget - Authorized Position Summary**

Legislative/Administrative

Authorized Positions	FY 2008 Actual	FY 2009 Adopted	FY 2010 Continuation	FY 2010 Issues	FY 2010 Budget	FY 2011 Projected	FY 2012 Projected	FY 2013 Projected	FY 2014 Projected
County Commission	14.00	14.00	14.00	-	14.00	14.00	14.00	14.00	14.00
County Administration	4.00	6.00	5.00	-	5.00	5.00	5.00	5.00	5.00
County Attorney	12.00	12.00	12.00	(2.00)	10.00	10.00	10.00	10.00	10.00
Office of Management and Budget	9.00	9.00	9.00	-	9.00	9.00	9.00	9.00	9.00
Human Resources	10.00	10.00	10.00	-	10.00	10.00	10.00	10.00	10.00
	49.00	51.00	50.00	(2.00)	48.00	48.00	48.00	48.00	48.00

Public Services

Authorized Positions	FY 2008 Actual	FY 2009 Adopted	FY 2010 Continuation	FY 2010 Issues	FY 2010 Budget	FY 2011 Projected	FY 2012 Projected	FY 2013 Projected	FY 2014 Projected
Tourist Development	3.00	3.00	3.00	-	3.00	3.00	3.00	3.00	3.00
Intergovernmental Affairs	9.00	10.00	11.00	(1.00)	10.00	10.00	10.00	10.00	10.00
Library Services	115.70	109.70	109.70	(6.50)	103.20	107.20	107.20	107.20	107.20
Cooperative Extension	13.18	13.18	13.18	-	13.18	13.18	13.18	13.18	13.18
Health & Human Services	16.00	14.00	14.00	-	14.00	14.00	14.00	14.00	14.00
Emergency Medical Services	95.50	103.85	106.35	-	106.35	106.35	106.35	106.35	106.35
Capital Regional Transportation Planning Agency	-	2.00	2.00	-	2.00	2.00	2.00	2.00	2.00
Planning Department	29.00	29.00	29.00	(1.00)	28.00	28.00	28.00	28.00	28.00
Office of Sustainability	-	1.00	1.00	-	1.00	1.00	1.00	1.00	1.00
	281.38	285.73	289.23	(8.50)	280.73	284.73	284.73	284.73	284.73

Management Services

Authorized Positions	FY 2008 Actual	FY 2009 Adopted	FY 2010 Continuation	FY 2010 Issues	FY 2010 Budget	FY 2011 Projected	FY 2012 Projected	FY 2013 Projected	FY 2014 Projected
Support Services	3.00	-	-	-	-	-	-	-	-
County Probation	31.00	33.00	31.00	-	31.00	31.00	31.00	31.00	31.00
Facilities Management	39.00	39.00	39.00	-	39.00	39.00	39.00	39.00	39.00
Management Information Services	64.00	64.00	64.00	(3.00)	61.00	61.00	61.00	61.00	61.00
M/W Small Business Enterprise	2.00	2.00	2.00	-	2.00	2.00	2.00	2.00	2.00
Purchasing	8.00	8.00	8.00	-	8.00	8.00	8.00	8.00	8.00
	147.00	146.00	144.00	(3.00)	141.00	141.00	141.00	141.00	141.00

Growth & Environmental Management

Authorized Positions	FY 2008 Actual	FY 2009 Adopted	FY 2010 Continuation	FY 2010 Issues	FY 2010 Budget	FY 2011 Projected	FY 2012 Projected	FY 2013 Projected	FY 2014 Projected
Support Services	12.72	12.72	12.72	(1.83)	10.89	10.89	10.89	10.89	10.89
Building Inspection	19.28	19.28	19.28	(2.17)	17.11	17.11	17.11	17.11	17.11
Environmental Compliance	20.00	20.00	20.00	(3.00)	17.00	17.00	17.00	17.00	17.00
Development Services	15.00	14.00	14.00	(2.00)	12.00	12.00	12.00	12.00	12.00
DEP Storage Tank	2.00	2.00	2.00	-	2.00	2.00	2.00	2.00	2.00
	69.00	68.00	68.00	(9.00)	59.00	59.00	59.00	59.00	59.00

Public Works

Authorized Positions	FY 2008 Actual	FY 2009 Adopted	FY 2010 Continuation	FY 2010 Issues	FY 2010 Budget	FY 2011 Projected	FY 2012 Projected	FY 2013 Projected	FY 2014 Projected
Support Services	4.00	4.00	4.00	-	4.00	4.00	4.00	4.00	4.00
Operations	115.00	133.00	123.00	-	123.00	133.00	133.00	133.00	133.00
Animal Services	7.00	7.00	7.00	-	7.00	7.00	7.00	7.00	7.00
Engineering Services	38.00	36.00	36.00	-	36.00	36.00	36.00	36.00	36.00
Fleet Management	11.00	10.00	10.00	-	10.00	10.00	10.00	10.00	10.00
Mosquito Control	21.00	-	-	-	-	-	-	-	-
Parks & Recreation	25.00	25.00	25.00	-	25.00	25.00	26.00	26.00	26.00
Solid Waste	47.00	47.00	45.00	(7.00)	38.00	38.00	38.00	38.00	38.00
	268.00	262.00	250.00	(7.00)	243.00	253.00	254.00	254.00	254.00

**Leon County Government
Fiscal Year 2010 - Authorized Position Summary**

Constitutional

Authorized Positions	FY 2008 Actual	FY 2009 Adopted	FY 2010 Continuation	FY 2010 Issues	FY 2010 Budget	FY 2011 Projected	FY 2012 Projected	FY 2013 Projected	FY 2014 Projected
Clerk of the Circuit Court	182.50	182.50	169.00	-	169.00	169.00	169.00	169.00	169.00
Property Appraiser	58.00	56.00	56.00	(2.00)	54.00	54.00	54.00	54.00	54.00
Sheriff	641.00	640.00	637.00	-	637.00	637.00	637.00	637.00	637.00
Supervisor of Elections	17.00	17.00	17.00	-	17.00	17.00	17.00	17.00	17.00
Tax Collector	86.00	86.00	86.00	-	86.00	86.00	86.00	86.00	86.00
	<u>984.50</u>	<u>981.50</u>	<u>965.00</u>	<u>(2.00)</u>	<u>963.00</u>	<u>963.00</u>	<u>963.00</u>	<u>963.00</u>	<u>963.00</u>

Judicial

Authorized Positions	FY 2008 Actual	FY 2009 Adopted	FY 2010 Continuation	FY 2010 Issues	FY 2010 Budget	FY 2011 Projected	FY 2012 Projected	FY 2013 Projected	FY 2014 Projected
Court Administration	3.00	3.00	3.00	-	3.00	3.00	3.00	3.00	3.00
Other Court-Related Programs	4.00	8.00	7.50	-	7.50	7.50	7.50	7.50	7.50
	<u>7.00</u>	<u>11.00</u>	<u>10.50</u>	<u>-</u>	<u>10.50</u>	<u>10.50</u>	<u>10.50</u>	<u>10.50</u>	<u>10.50</u>

Grants Administration

Authorized Positions	FY 2008 Actual	FY 2009 Adopted	FY 2010 Continuation	FY 2010 Issues	FY 2010 Budget	FY 2011 Projected	FY 2012 Projected	FY 2013 Projected	FY 2014 Projected
Grants Management Services	3.00	1.00	3.00	-	3.00	3.00	3.00	3.00	3.00
	<u>3.00</u>	<u>1.00</u>	<u>3.00</u>	<u>-</u>	<u>3.00</u>	<u>3.00</u>	<u>3.00</u>	<u>3.00</u>	<u>3.00</u>
Total Full-Time Equivalents (FTE)	<u>1,808.88</u>	<u>1,806.23</u>	<u>1,779.73</u>	<u>(31.50)</u>	<u>1,748.23</u>	<u>1,762.23</u>	<u>1,763.23</u>	<u>1,763.23</u>	<u>1,763.23</u>

Notes:

Combined, positions for the Board and Constitutional Officers were reduced 32.5 FTEs. Specifically, the Board reduced 29.5 FTEs and the Property Appraiser reduced 2 FTEs. The Board added one position, a Water Resource Specialist, in order to bring the Water Quality Monitoring Program in-house.

**Leon County Government
Fiscal Year 2010 Budget**

Authorized OPS Position Summary

Legislative/Administrative

	FY 2008	FY 2009	FY 2010	FY 2010	FY 2010	FY 2011	FY 2012	FY 2013	FY 2014
OPS Positions	Actual	Adopted	Continuation	Issues	Budget	Projected	Projected	Projected	Projected
	-	-	-	-	-	-	-	-	-
	-	-	-	-	-	-	-	-	-

Public Services

	FY 2008	FY 2009	FY 2010	FY 2010	FY 2010	FY 2011	FY 2012	FY 2013	FY 2014
OPS Positions	Actual	Adopted	Continuation	Issues	Budget	Projected	Projected	Projected	Projected
Library Services	1.00	1.00	1.00	-	1.00	1.00	1.00	1.00	1.00
Emergency Medical Services	1.00	1.00	1.00	-	1.00	1.00	1.00	1.00	1.00
	2.00	2.00	2.00	-	2.00	2.00	2.00	2.00	2.00

Management Services

	FY 2008	FY 2009	FY 2010	FY 2010	FY 2010	FY 2011	FY 2012	FY 2013	FY 2014
OPS Positions	Actual	Adopted	Continuation	Issues	Budget	Projected	Projected	Projected	Projected
M/W Small Business Enterprise	1.00	-	-	-	-	-	-	-	-
	1.00	-	-	-	-	-	-	-	-

Growth & Environmental Management

	FY 2008	FY 2009	FY 2010	FY 2010	FY 2010	FY 2011	FY 2012	FY 2013	FY 2014
OPS Positions	Actual	Adopted	Continuation	Issues	Budget	Projected	Projected	Projected	Projected
Development Services	1.00	1.00	-	(1.00)	-	-	-	-	-
	1.00	1.00	-	(1.00)	-	-	-	-	-

Public Works

	FY 2008	FY 2009	FY 2010	FY 2010	FY 2010	FY 2011	FY 2012	FY 2013	FY 2014
OPS Positions	Actual	Adopted	Continuation	Issues	Budget	Projected	Projected	Projected	Projected
Operations	1.00	2.00	2.00	-	2.00	2.00	2.00	2.00	2.00
Mosquito Control	1.00	-	-	-	-	-	-	-	-
Solid Waste	2.00	2.00	2.00	-	2.00	2.00	2.00	3.00	3.00
	4.00	4.00	4.00	-	4.00	4.00	4.00	5.00	5.00

Constitutional

	FY 2008	FY 2009	FY 2010	FY 2010	FY 2010	FY 2011	FY 2012	FY 2013	FY 2014
OPS Positions	Actual	Adopted	Continuation	Issues	Budget	Projected	Projected	Projected	Projected
Supervisor of Elections	1.00	1.00	1.00	-	1.00	1.00	1.00	1.00	1.00
	1.00	1.00	1.00	-	1.00	1.00	1.00	1.00	1.00
Total OPS FTE	9.00	8.00	7.00	(1.00)	6.00	6.00	6.00	7.00	7.00

**Leon County Government
Fiscal Year 2010 Budget**

Total OPS Positions Salary Funding

OPS Positions	FY 2009 Budget	FY 2010 Budget	FY 2011 Budget	FY 2012 Budget	FY 2013 Budget	FY 2014 Budget
<u>Legislative/Administrative</u>						
Subtotal	0	0	0	0	0	0
<u>Public Services</u>						
Library Services	24,237	28,658	29,518	30,403	31,315	32,255
Emergency Medical Services	54,521	67,065	69,078	71,151	73,285	75,483
Subtotal	<u>78,758</u>	<u>95,723</u>	<u>98,596</u>	<u>101,554</u>	<u>104,600</u>	<u>107,738</u>
<u>Growth Management</u>						
Development Services	52,853	0	0	0	0	0
Subtotal	<u>52,853</u>	<u>0</u>	<u>0</u>	<u>0</u>	<u>0</u>	<u>0</u>
<u>Public Works</u>						
Operations - Stormwater Maintenance	35,746	45,145	46,500	47,894	49,331	50,810
Operations - Mosquito Control	98,859	120,861	124,224	128,224	132,069	136,032
Solid Waste	36,305	51,524	53,070	54,663	91,806	94,560
Subtotal	<u>170,910</u>	<u>217,530</u>	<u>223,794</u>	<u>230,781</u>	<u>273,206</u>	<u>281,402</u>
<u>Constitutional</u>						
Supervisor of Elections	205,000	246,391	253,893	818,729	326,518	336,445
Subtotal	<u>205,000</u>	<u>246,391</u>	<u>253,893</u>	<u>818,729</u>	<u>326,518</u>	<u>336,445</u>
<u>Judicial</u>						
Subtotal	0	0	0	0	0	0
Total OPS Funding	507,521	559,644	576,283	1,151,064	704,324	725,585

Notes:

1. The amounts represented in this table do not include any anticipated benefit costs.
2. Development Services' OPS funding was reduced by \$63,817 for FY10.



**Leon County Government
Fiscal Year 2010 Budget**

SUMMARY OF FUND BALANCE & RETAINED EARNINGS (unaudited)

Org	Fund Title	FY07	FY08	FY 09 Estimate			% Change(+/-)
		Actual	Actual	Rev	Exp.	Year End (A)	
<u>General & Fine and Forfeiture Funds *</u>							
001	General Fund (B)	27,390,174	17,397,849	76,291,330	64,039,883	12,251,447	-29.58%
110	Fine and Forfeiture Fund	14,437,074	7,099,496	72,224,858	64,153,922	8,070,936	13.68%
	Subtotal:	41,827,248	24,497,345	148,516,188	128,193,805	20,322,383	-17.04%
* The combined fund balances for the general and fine and forfeiture funds fall within the allowable range of the County Reserve Policy, which requires a minimum of 15% and a maximum of 30% reserve.							
<u>Special Revenue Funds</u>							
106	County Transportation Trust Fund (B)	7,499,523	6,657,052	18,318,022	13,496,564	4,821,458	-27.57%
111	Probation Services Fund (C)	1,097,184	1,380,387	3,866,697	2,899,586	967,110	-29.94%
112	Legal Aid Trust Fund	3,193	3,316	0	0	0	-100.00%
113	Law Library Trust Fund	46,192	30,782	31,392	30,782	610	-98.02%
114	Family Law Legal Services Fund	162,172	175,879	312,564	205,302	107,262	-39.01%
116	Drug Abuse Trust Fund	215,084	251,851	321,058	167,987	153,071	-39.22%
117	Judicial Programs Fund	318,390	433,290	793,740	325,689	468,051	8.02%
120	Building Inspection Fund (D)	537,285	640,614	1,956,207	1,694,078	262,128	-59.08%
121	Growth Management Fund (D)	2,345,591	1,974,954	5,072,599	4,236,126	836,473	-57.65%
122	Mosquito Control Fund	541,631	356,351	1,203,339	838,078	365,261	2.50%
123	Stormwater Utility Fund (B)	4,382,336	1,889,356	8,078,314	7,148,402	929,911	-50.78%
124	Ship Trust Fund	0	942	868,520	868,520	0	N/A
125	Grants	1,081,954	991,611	5,521,351	4,888,611	632,740	-36.19%
125	Sidewalk and Capacity Fees (E)	524,094	457,041	947,729	947,729	0	-100.00%
126	Non-Countywide General Revenue Fund	4,186,362	1,722,866	22,695,889	21,092,233	1,603,656	-6.92%
130	911 Emergency Communications Fund	897,332	1,074,996	2,382,620	1,298,177	1,084,443	0.88%
135	Emergency Medical Services Fund (F)	7,405,248	9,509,549	25,408,765	23,441,344	1,967,421	-79.31%
140	Municipal Service Fund (B)	4,378,561	2,872,841	13,252,058	11,692,513	1,559,545	-45.71%
160	Tourist Development Fund - (G)	2,241,653	1,079,817	3,725,413	3,131,427	593,986	-44.99%
160	Tourist Development Fund - Add'l Cent	2,261,022	2,660,973	3,445,306	562,500	2,882,806	8.34%
161	Housing Finance Authority Fund	409,371	229,718	261,353	194,375	66,978	-70.84%
162	Special Assessment Paving Fund	332,291	493,952	913,323	260,618	652,705	32.14%
163	Primary Care MSTU Fund	422,520	81,161	83,065	60,000	23,065	-71.58%
164	Killearn Lakes Units I and II Sewer	0	3,638	242,280	242,280	0	N/A
165	Bank of America Building Operating Fund	1,820,978	2,214,513	3,927,610	1,680,127	2,247,483	1.49%
	Subtotal:	43,109,967	37,187,451	123,629,211	101,403,049	22,226,162	-40.23%
<u>Debt Service Funds</u>							
206	Debt Service - Series 1999	166,651	166,651	2,206,840	2,206,840	0	-100.00%
211	Debt Service - Series 2003 A&B	17,404	17,926	973,206	953,680	19,526	8.92%
214	Debt Service - Series 1997	5,969	5,969	5,969	0	0	-100.00%
216	Debt Service - Series 1998B	56,023	56,285	2,930,985	2,874,700	56,285	0.00%
218	Debt Service - Refunding 1993	943	943	943	0	0	-100.00%
220	Debt Service - Series 2004	125,523	125,792	3,021,479	2,895,687	125,792	0.00%
	Subtotal:	372,513	373,566	9,139,422	8,930,907	201,603	-46.03%

**Leon County Government
Fiscal Year 2010 Budget**

SUMMARY OF FUND BALANCE & RETAINED EARNINGS (unaudited)

Org	Fund Title	FY07	FY08	FY 09 Estimate			% Change(+/-)
		Actual	Actual	Rev	Exp.	Year End (A)	
Capital Projects Funds							
305	Capital Improvements Fund (H)	18,866,670	45,964,855	74,335,454	59,717,757	14,617,697	-68.20%
306	Gas Tax Transportation Fund	2,551,292	4,066,495	7,366,744	6,518,090	848,654	-79.13%
308	Local Option Sales Tax Fund (I)	32,908,933	44,326,327	45,326,843	23,439,193	21,887,650	-50.62%
309	Local Option Sales Tax Extension Fund	7,904,610	11,285,168	24,021,493	23,902,835	118,658	-98.95%
311	Construction Series 2003 A&B Fund	2,205,147	2,150,024	2,201,749	1,665,032	536,717	-75.04%
318	1999 Bond Construction Fund	1,065,257	950,045	972,603	420,955	551,648	-41.93%
320	Construction Series 2005	7,033,983	3,419,423	3,501,758	2,775,575	726,183	-78.76%
321	Energy Savings Contract ESCO Capital Fund	1,366,721	948,091	970,439	834,688	135,751	-85.68%
330	911 Capital Projects Fund	450,512	405,952	415,637	16,247	399,390	-1.62%
331	800 MHz Capital Projects Fund	1,431,045	1,711,099	2,227,330	355,913	1,871,417	9.37%
341	Countywide Road District Fund - Impact Fee	2,466,399	3,493,999	2,225,166	2,090,389	134,777	-96.14%
343	NW Urban Collector Fund - Impact Fee	494,597	508,720	520,943	484,770	36,173	-92.89%
344	SE Urban Collector Fund - Impact Fee	821,901	812,418	831,946	777,531	54,415	-93.30%
	Subtotal:	79,567,067	120,042,616	164,918,102	122,998,975	41,919,127	-65.08%
Enterprise Funds							
401	Solid Waste Fund (J)	3,863,841	2,849,208	13,601,727	11,555,900	2,045,827	-28.20%
420	Amtrak Depot Fund	127,946	132,899	136,044	12,500	123,544	-7.04%
	Subtotal:	3,991,787	2,982,107	13,737,771	11,568,400	2,169,371	-27.25%
Internal Service Funds							
501	Insurance Service Fund (B)	5,299,919	5,455,275	9,561,016	7,007,590	2,553,426	-53.19%
502	Communications Trust Fund	0	15,205	740,126	724,921	15,205	N/A
505	Motor Pool Fund	-25,371	-80,298	3,139,311	3,138,653	658	-100.82%
	Subtotal:	5,274,548	5,390,182	13,440,453	10,871,165	2,569,288	-52.33%
TOTAL:		174,143,130	190,473,266	473,381,147	383,966,300	89,407,935	-53.06%

Notes:

- A. Balances are estimated as year ending for FY 2009 and may be changed pending final audit adjustments.
- B. The reduction in fund balance for the General, Transportation Trust, Stormwater Utility, Municipal Service, and Insurance Service Funds is associated with the mid-year appropriation of \$14.3 million for one-time capital projects, including the Eastside Library, Lake Jackson Library, Branch Library expansions, and Buck Lake Road as part of a Board approved Local Economic Stimulus Plan.
- C. The reduction in fund balance is associated with a decrease in Probation revenues due primarily to a reduction in Probation supervision and electronic monitoring caseloads.
- D. The reduction in fund balance for the Growth and Building Inspection funds is due to utilization of fund balance to offset revenue reductions due to a downturn in the real estate and construction related markets. The Growth fund is anticipated to be depleted in FY 2010 or early FY 2011. The Building Inspection fund will require utilization of the entire fund balance in FY 2010.
- E. The fund balance reflects the portion of the grant fund that relates to the collection of fees that are not truly grants but need to be placed in a discrete funding account such as the fee in lieu of sidewalks and concurrency capacity payments.
- F. The Emergency Medical Services (EMS) fund balance contemplates the expenditure of budgeted capital dollars for the EMS building and ambulance replacement program.
- G. The Tourist Development Tax is reflected in two separate fund balances: the first three cents supports the Tourist Development Council activities and the fourth cent is dedicated towards the Performing Arts Center. The Board approved the levying of a 5th cent effective May 1, 2009. The 5th cent estimated collections for four months are reflected in the main tourist development fund balance. The reduction in the 3-cent fund balance reflects the utilization of fund balance to provide \$654,000 in funding for the Council on Cultural Arts (COCA) and \$300,000 in one-time funding towards the construction of the Goodwood Museum Conference Center. Beginning October 1, 2011 the new 5th cent will have a dedicated account. The penny will be split 50/50 between the Performing Arts Center and the Arts on Gaines Street managed by COCA.
- H. The reduction in fund balance reflects the expenditure of capital reserves budgeted in FY 2009 as a "sinking fund" for maintaining existing County infrastructure for the next five years.
- I. The reduction in fund balance reflects capital reserves budgeted during FY 2009 as a "sinking fund" for maintaining existing infrastructure associated with the initial local option tax for the next five to eight years.
- J. Amount reflected is unrestricted retained earnings. FY 2009 estimated balance is based on current Solid Waste Proforma projections. It is the County's intent to maintain approximately \$2.5 million for purposes of operating cash flow for the Solid Waste Fund.

**Leon County Government
Fiscal Year 2010 Budget**

SUMMARY OF FUND BALANCE AND COUNTY RESERVES POLICY

Fund	Fund Title	FY10 Budget	Policy (A)		FY10: Fund Balance Allocation (B)			
			Minimum 15% Budget	Maximum 30% Budget	Budgeted For Spending	Emergency Contingency & Cash Flow	Available for Future Allocation	
<u>General & Fine and Forfeiture Funds</u>								
001	General Fund	55,773,747	8,366,062	16,732,124	0	12,251,447		
110	Fine and Forfeiture Fund	<u>63,436,378</u>	<u>9,515,457</u>	<u>19,030,913</u>	<u>0</u>	<u>8,070,936</u>		
	Subtotal:	119,210,125	17,881,519	35,763,038	0	20,322,383	0	
<u>Special Revenue Funds (C)</u>								
106	County Transportation Trust Fund	12,423,778	1,863,567	3,727,133	0	3,727,133	1,094,325	
111	Probation Services Fund	2,784,737	417,711	835,421	0	835,421	131,689	
112	Legal Aid Trust Fund	0	0	0	0	0	0	
113	Law Library Trust Fund	0	0	0	0	0	610	
114	Family Law Legal Services Fund	202,170	30,326	60,651	69,170	38,092	0	
116	Drug Abuse Trust Fund	89,979	13,497	26,994	25,679	26,994	100,398	
117	Judicial Programs Fund	436,716	65,507	131,015	196,936	131,015	140,101	
120	Building Inspection Fund	1,578,543	236,781	473,563	262,128	0	0	
121	Growth Management Fund	3,932,077	589,812	1,179,623	795,586	40,887	0	
122	Mosquito Control Fund	819,682	122,952	245,905	0	245,905	119,356	
123	Stormwater Utility Fund	5,198,806	779,821	1,559,642	0	929,911	0	
124	Ship Trust Fund	0	0	0	0	0	0	
125	Grants	693,165	103,975	207,950	0	207,950	424,791	
126	Non-Countywide General Revenue Fund	18,947,031	2,842,055	5,684,109	0	1,603,656	0	
130	911 Emergency Communications Fund	1,318,900	197,835	395,670	0	395,670	688,773	
135	Emergency Medical Services Fund	14,872,191	2,230,829	4,461,657	0	1,967,421	0	
140	Municipal Service Fund	5,494,457	824,169	1,648,337	0	1,559,545	0	
160	Tourist Development Fund	3,155,796	473,369	946,739	69,056	524,930	0	
160	Tourist Development Fund - Add'l Cent	767,600	115,140	230,280	0	230,280	2,652,526	
161	Housing Finance Authority Fund	31,350	4,703	9,405	0	9,405	57,573	
162	Special Assessment Paving Fund	264,113	39,617	79,234	0	79,234	573,471	
163	Primary Care MSTU Fund	0	0	0	0	0	23,065	
164	Killearn Lakes Units I & II Sewer	242,280	36,342	72,684	0	0	0	
165	Bank of America Building Operating	<u>1,724,823</u>	<u>258,723</u>	<u>517,447</u>	<u>0</u>	<u>517,447</u>	<u>1,730,036</u>	
	Subtotal:	74,978,194	11,246,729	22,493,458	1,418,555	13,070,895	7,736,712	
<u>Debt Service Funds</u>								
206	Debt Service - Series 1999		Debt Service: The County transfers the necessary funds to make debt service payments on an as needed basis. Any balances will be utilized to support future debt service requirements.			0	0	0
211	Debt Service - Series 2003 A&B					0	0	19,526
216	Debt Service - Series 1998B					0	0	56,285
220	Debt Service - Series 2004					0	0	125,792
221	Debt Service - ESCO Lease					<u>0</u>	<u>0</u>	<u>0</u>
	Subtotal:				0	0	201,603	
<u>Capital Projects Funds (D)</u>								
305	Capital Improvements Fund		Capital Projects: Actual project balances will be carried forward into the new fiscal year. Capital projects do not require reserves for cash flow as all funding is accumulated prior to a project commencing. Excess funds in specific capital project funds are available for future capital project needs. Many of the funds have specific constraints based on the revenue source (i.e. 9-1-1 funding, etc.).			14,617,697	n/a	0
306	Gas Tax Transportation Fund					0	n/a	848,654
308	Local Option Sales Tax Fund					21,887,650	n/a	0
309	Local Option Sales Tax Ext. Fund					0	n/a	118,658
311	Construction Series 2003 A&B Fund					0	n/a	536,717
318	1999 Bond Construction Fund					0	n/a	551,648
320	Construction Series 2005					0	n/a	726,183
321	Energy Savings Contract ESCO Capital Fund					0	n/a	135,751
330	911 Capital Projects Fund					69,555	n/a	329,835
331	800 MHz Capital Projects Fund					0	n/a	1,187,736
341	Countywide Road District Fund		0	n/a	165,533			
343	NW Urban Collector Fund - Impact Fee		0	n/a	55,077			
344	SE Urban Collector Fund - Impact Fee		<u>0</u>	<u>n/a</u>	<u>100,175</u>			
	Subtotal:				36,574,902	0	4,755,966	
<u>Enterprise Funds (D)</u>								
401	Solid Waste Fund (E)	11,660,922	1,749,138	3,498,277	248,313	2,045,827	0	
420	Amtrak Depot Fund	25,000	3,750	7,500	<u>25,000</u>	<u>7,500</u>	<u>91,044</u>	
	Subtotal:	11,685,922	1,752,888	3,505,777	273,313	2,053,327	91,044	
<u>Internal Service Funds (D)</u>								
501	Insurance Service Fund	4,106,898	616,035	1,232,069	0	2,553,426	0	
502	Communications Trust Fund	626,695	94,004	188,009	0	0	0	
505	Motor Pool Fund	<u>3,000,131</u>	<u>450,020</u>	<u>900,039</u>	<u>0</u>	<u>0</u>	<u>0</u>	
	Subtotal:	7,733,724	1,160,059	2,320,117	0	2,553,426	0	
TOTAL:		213,607,965	32,041,195	64,082,390	38,266,770	38,000,030	12,785,326	

SUMMARY OF FUND BALANCE AND COUNTY RESERVES POLICY

The following is the relevant sections of Leon County Policy No. 07-02 "Reserves", the entire policy is contained in the Appendix Section of the budget document:

1. Emergency Reserves

- a. The general revenue emergency reserves will be maintained at an amount not to be less than five (5%) and to not exceed ten (10%) of projected general fund and fine and forfeiture fund operating expenditures for the ensuing fiscal year.
- b. The reserve for contingency is separate from the reserve for cash balances.
- c. Annually the Board will determine an appropriate amount of reserve for contingency to be appropriated as part of the annual budget. Any funds not included in the budget under this category will be included as part of the unreserved fund balance.

2. Reserve for Cash Balances

- a. The County will maintain an annual unappropriated reserve for cash balance at a level sufficient to maintain adequate cash flow and to eliminate the need for short-term borrowing.
- b. The unappropriated fund balance shall be no less than ten (10%) and no greater than twenty (20%) of projected general fund and fine and forfeiture fund operating expenditures.
- c. The reserve for cash balance shall be separate from the emergency reserves.
- d. All major funds will retain sufficient cash balances to eliminate the need for short-term borrowing.

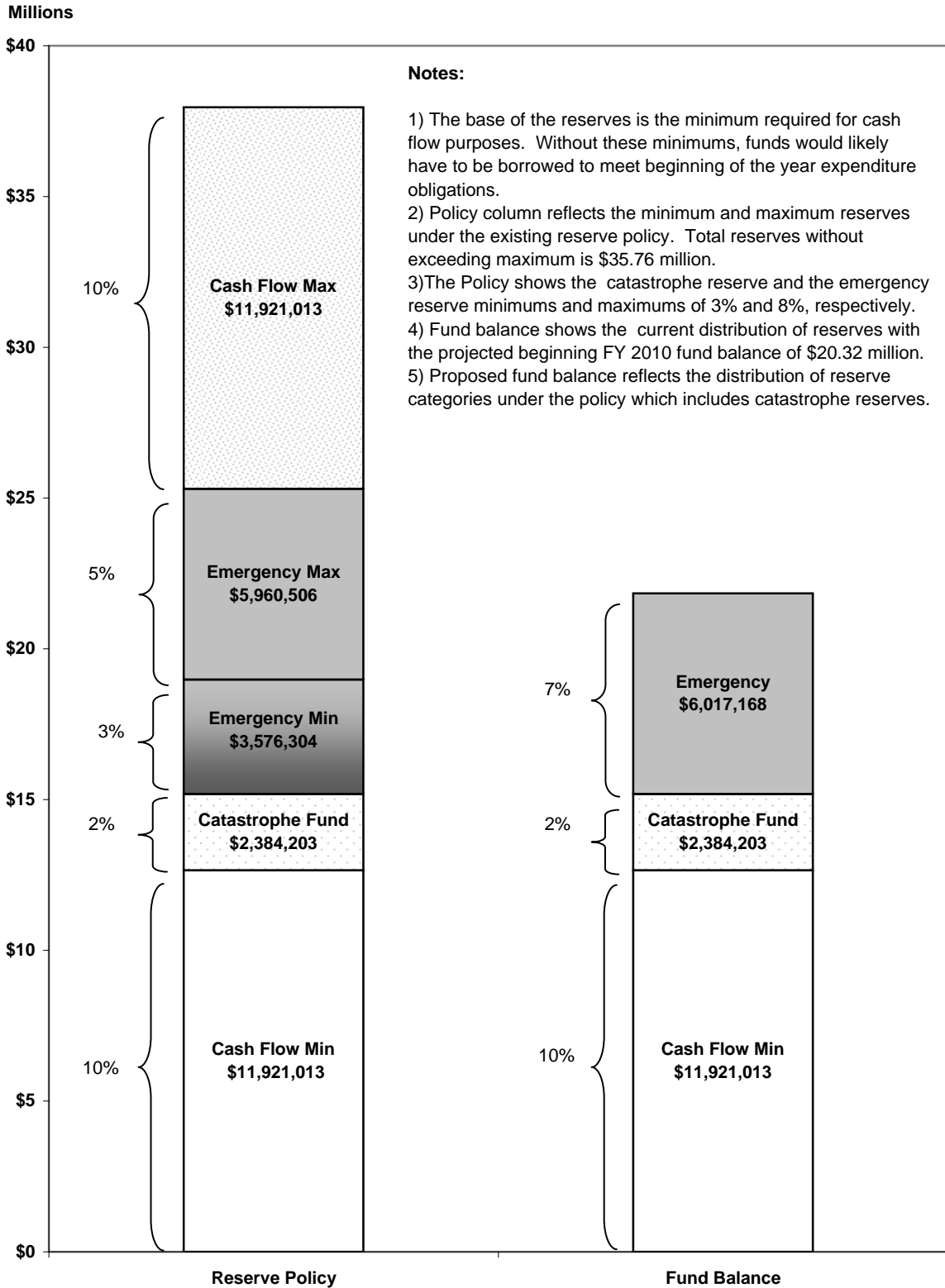
3. Utilization of Fund Balance

- a. As part of the annual budget process, a determination will be made of the minimum and maximum amounts of fund balance available based on the requirements set forth in 1 and 2 above.
- b. Funds in excess of the minimums established can be utilized to support one-time capital expenses.

Notes:

- A. The policy minimums and maximums are based on the total amount of reserves for emergency contingency and cash flow as a percent of the FY 2010 Budget.
- B. The "Fund Balance Allocation" reflects three categories. The "Budgeted for Spending" indicates fund balance being utilized in the FY 2010 budget to support operating and capital projects. The "Emergency Contingency & Cash Flow" is the unbudgeted portion of the reserve and the amount dedicated to support these categories. Due to space limitations these categories are shown together. The "Available for Future Allocation" are funds in excess of the policy's recommended maximums; however, they are typically dedicated for specific purposes (i.e. 9-1-1, Transportation, Growth Management). The total of all three categories equals the total of the estimated year ending FY 2009 balance.
- C. The Special Revenue Funds are presented based on the County's reserve policies. However, each of the funds has been established for a discrete purpose and often has dedicated revenues that can only be utilized for a specific purpose. The balances may be accruing for a specific purpose (i.e. the Tourist Development Additional One Cent for the Performing Arts Center).
- D. Capital Projects, Enterprise and Internal Service Funds maintain differing levels of balances depending upon on-going capital project requirements and other audit requirements. The percentages for the other funds are intended to show compliance with the County's policy for maintaining sufficient balances. The budgeted appropriated fund balance in funds 305 and 308 are capital reserves budgeted by the Board for mandatory and necessary capital projects for the next five to six years. These reserves are reviewed as part of the annual budget process and allocated to the appropriate project accordingly.
- E. Amount reflected is unrestricted retained earnings. FY 2009 estimated balance is based on current Solid Waste performance projections. It is the County's intent to maintain approximately \$2.5 million for purposes of operating cash flow for the Solid Waste Fund.

General Fund / Fine and Forfeiture Reserve
Illustration Using Reserve Policy *



* Based on estimated beginning FY 2010 Fund Balance



**Leon County Government
Fiscal Year 2010 Budget**

Debt Service Schedule

General Obligation Bonds

No outstanding issues.

Non Self Supporting Revenue Debt

Description	Purpose	Pledge/ Security	Original Principal Amount	Outstanding Principal Amount	FY09/10 Principal Payment	Remaining Principal	Final Maturity Date
Series 2003A: Tax Exempt & Series 2003B: Taxable	These bonds were issued to fund the acquisition of the Bank of America (BOA) building and for major repairs and renovations to the existing County Courthouse facility.	The pledged revenues for these bonds include guaranteed entitlement revenue, Local Government Half Cent Sales Tax, State Revenue Sharing, Race Track funds and other non-ad valorem revenue sources.	\$20,430,000	\$20,430,000	\$0	\$20,430,000	2020
Series 1998B:	This bond was issued to refund the Library Bond Series 1991, which was originally issued to finance various capital projects including the construction of a public library and improvements to the County owned landfill.		\$28,395,000	\$10,135,000	\$2,345,000	\$7,790,000	2013
Series 2005:	This bond was issued to fully refund the Parks and Recreation Bond Series 1998A and to refund a portion of the Stormwater Bond Series 1997 and a portion of the Capital Improvement Revenue Bond Series 1999. This bond was also issued to fund the relocation of the Growth and Environmental Management facility, the construction of a public library and renovations to the County Courthouse building.		\$54,695,000	\$53,165,000	\$2,790,000	\$50,375,000	2025
ESCO Lease:	This lease was entered into to fund the acquisition of various facility improvement measures including lighting upgrades, HVAC systems, an energy management system and water/sewer improvements.	The energy efficiency improvements will offset the cost of the lease.	\$4,466,238	\$3,649,215	\$326,384	\$3,322,831	2018

TOTAL:	\$107,986,238	\$87,379,215	\$5,461,384	\$81,917,831
---------------	----------------------	---------------------	--------------------	---------------------



Summary of Transfers

Governmental accounting requires certain funds (self balancing sets of accounts) to be created. Each fund has a discrete purpose. However, often, there is a need for one fund to support a portion of another fund's activities. To accomplish this, monies are moved between funds through a process called "interfund transfers". The following provides a brief description of each transfer occurring in the budget.

General Fund

General Fund (001) **from** Non-Countywide General Revenue (126) **\$2,896,872**: Funds accumulated in the Non-Countywide General Revenue fund are partially available to support unincorporated area only programs, as well as countywide activities. The funds transferred support a portion of the countywide activities in the General Fund and supplement property tax collections.

General Fund (001) **from** Municipal Services (140) **\$187,746**: Funds accumulated in the Municipal Services Special Revenue fund are partially available to support unincorporated area only programs, as well as countywide activities. The funds transferred support a portion of the countywide activities in the General Fund and supplement property tax collections.

Supervisor of Elections (060) **from** General Fund (001) **\$3,490,812**: Funds are transferred from the General Fund to the Supervisor of Elections in order to establish the budget for the fiscal year. This transfer is done on an annual basis. Any remaining budget is returned to the general fund at the end of the fiscal year.

Special Revenue Funds

Transportation Trust Fund (106) **from** Stormwater Utility Fund (123) **\$1,724,523**: The County maintains one engineering division. Within this division are transportation and stormwater engineers. To avoid having gas taxes (which are the main source of revenue contained in the Transportation Fund) support unrelated activities, a transfer from the Stormwater Utility offsets the engineering cost provided to the stormwater utility.

Transportation Trust Fund (106) **from** Non-Countywide General Revenue (126) **\$2,319,495**: Gas tax revenues are insufficient to support transportation related activities. This transfer provides additional general revenues to offset the shortfall.

Probation Services (111) **from** General Fund (001) **\$1,473,205**: The transfer provides the necessary revenue to offset the gap between the fees generated in pre-trial/probation and the cost of the programs.

Growth Management (121) **from** Non-Countywide General Revenue (126) **\$1,987,011**: The County's growth management fees do not provide 100% support for services provided by the Department. The transfer (approximately 50% of the total program) is necessary to fund non-fee related activity and any additional difference.

Mosquito Control (122) **from** General Fund (001) **\$772,467**: Transfer provides the majority of the funding, in addition to the nominal state grant.

Stormwater Utility (123) **from** Transportation Trust (106) **\$1,117,934**: The stormwater operations function provides road side swale maintenance on behalf of the transportation network. This transfer is necessary to support this activity.

Stormwater Utility (123) **from** Non-Countywide General Revenue (126) **\$3,058,817**: This transfer provides the additional revenue to support the county's stormwater utility program not funded through the stormwater non-ad valorem assessment.

**Leon County Government
Fiscal Year 2010 Budget**

Special Revenue Funds continued

Grants (125) **from** Non-Countywide General Revenue (126) **\$224,998**: This transfer provides matching funds for state and federal grants, including emergency management.

9-1-1 Emergency Communications (130) **from** 9-1-1 Capital Projects (330) **\$79,055**: In accordance with Florida Statutes and accounting rules, this transfer provides a portion of the funds previously set aside in the 9-1-1 capital fund for one-time needs in the operating budget.

Debt Service Funds

In accordance with all enabling bond ordinances and resolutions, the County is required to establish separate funds for the purposes of making debt service payments. To avoid "splitting revenues" across multiple funds, the County accrues all the revenues to individual accounts in a particular fund. The County then makes transfers from the applicable funds to the appropriate debt (or other) funds.

Capital Projects Funds

Capital Improvements (305) **from** General Fund (001) **\$1,800,000**: As part of the FY 2010 budget process the Board allocated recurring general revenue to fund capital projects such as the Election equipment, Transportation and Stormwater maintenance, Park and Facility upgrades and maintenance, and the purchase of computer technology.

Capital Improvements (305) **from** Special Assessment Paving (162) **\$257,413**: As part of the County's 2/3 2/3 paving program, individual neighborhoods agree to repay for paving projects. These funds are then transferred on an annual basis to support additional capital projects.

Gas Tax Transportation (306) **from** Transportation Trust (106) **\$620,500**: The transfer is to support transportation fund vehicle and equipment replacements, pavement markings and road-related stormwater capital projects funded from the gas tax.

Enterprise Funds

Solid Waste (401) **from** Non-Countywide General Revenue (126) **\$1,357,650**: The transfer is necessary since the tipping fees and non-ad valorem assessment currently supporting the Solid Waste Fund are not sufficient to fund the entire cost of the program.

**Leon County Government
Fiscal Year 2010 Budget**

Schedule of Transfers

<u>Fund #</u>	<u>Transfer To</u>	<u>Fund #</u>	<u>Transfer From</u>	<u>Transfer Amount</u>
<u>General Funds</u>				
001	General Fund	126	Non-Countywide General Revenue	2,896,872
001	General Fund	140	Municipal Services	187,746
060	Supervisor of Elections	001	General Fund	3,490,812
Subtotal				6,575,430
<u>Special Revenue Funds</u>				
106	Transportation Trust	123	Stormwater Utility	1,724,523
106	Transportation Trust	126	Non-Countywide General Revenue	2,319,495
111	Probation Services	001	General Fund	1,473,205
121	Growth Management	126	Non-Countywide General Revenue	1,987,011
122	Mosquito Control	001	General Fund	772,467
123	Stormwater Utility	106	Transportation Trust	1,117,934
123	Stormwater Utility	126	Non-Countywide General Revenue	3,058,817
125	Grants	126	Non-Countywide General Revenue	224,998
130	9-1-1 Emergency Communications	330	9-1-1 Capital Projects	79,055
Subtotal				12,757,505
<u>Debt Service Funds</u>				
211	Bond Series 2003A & 2003B	001	General Fund	240,020
211	Bond Series 2003A & 2003B	165	Bank of America Building Operations	715,260
216	Bond Series 1998B	126	Non-Countywide General Revenue	2,877,888
220	Bond Series 2005	001	General Fund	416,805
220	Bond Series 2005	126	Non-Countywide General Revenue	4,224,300
220	Bond Series 2005	140	Municipal Services	293,319
220	Bond Series 2005	160	Tourist Development	163,451
221	ESCO Lease	001	General Fund	460,000
Subtotal				9,391,043
<u>Capital Projects Funds</u>				
305	Capital Improvements	001	General Fund	1,800,000
305	Capital Improvements	162	Special Assessment Paving (2/3 2/3 Repay)	257,413
306	Gas Tax Transportation	106	Transportation Trust	620,500
Subtotal				2,677,913
<u>Enterprise Funds</u>				
401	Solid Waste	126	Non-Countywide General Revenue	1,357,650
Subtotal				1,357,650
TOTAL:				\$32,759,541



Organization of Funds

Fund Types	5-2
Revenue by Source	5-3
Summary of All Funds	5-4
General Funds	5-5
Special Revenue Funds	5-9
Debt Service Funds	5-38
Capital Funds	5-43
Enterprise Funds	5-58
Internal Service Funds	5-61

Organization of Funds

Basis of Budget

Leon County's Governmental and Fiduciary Funds are prepared on a modified accrual basis.

Revenues are recognized when measurable and available under budgetary basis. The following revenues are considered to be susceptible to accrual: taxes, charges for services, interest, state revenue sharing, federal forestry revenue, insurance agent revenues, 5th & 6th cent gas tax, federal and state grants, planning and zoning revenue, communication services tax, and special assessments.

Obligations are budgeted as expenses and generally recorded when the related fund liability is incurred. An exception is principal and interest on general long-term debt which is recorded when due.

The budgets of the proprietary funds are prepared on an accrual basis. The revenues are recognized when earned and their expenses are recognized when incurred.

Florida state law requires that receipts from all sources be budgeted at 95% of anticipated receipts.

Funds

The financial activities of the County are recorded in separate funds. Each fund is considered a separate accounting entity. The operations of each fund are accounted for within a set of self-balancing accounts that include assets, liabilities, fund equity, revenues, and expenditures, or expenses, as necessary. An account group is a financial reporting device designed to provide accountability for certain assets and liabilities that are not recorded in the funds because they do not directly affect net expendable available financial resources.

The various funds are as follows:

Governmental Fund Types:

General Fund – The general operating fund of the Board. This fund is used to account for all financial transactions not required to be accounted for in another fund.

Special Revenue Funds – Funds used to account for special assessments and specific governmental revenue sources. Major capital projects that are restricted by law, or administrative action, for expenditures for specific purposes are not considered Special Revenue Funds. Examples of Special Revenue Funds are Building Inspection, Transportation Trust, Emergency Medical Services, Fire Rescue Services, Tourist Development, and Probation Services.

Debt Service Funds – Funds used to record the funding and payment of principal and interest on debt reported in the General Long-Term Debt Account Group.

Capital Projects Funds – These funds are used to account for the acquisition or construction of major capital facilities other than those financed by the Proprietary Funds. Examples of Capital Projects Funds are the Local Option Sales Tax and Governmental Capital.

Proprietary Fund Types:

Enterprise Fund – A fund used to report operations that provide services financed primarily by user charges. An example of an enterprise fund is the Solid Waste Operations Fund.

Internal Service Funds – A fund used to account for goods or services provided by various departments to other departments of the Board on a cost-reimbursement basis. These funds consist of the Motor Pool Fund, the Communication Trust Fund, and the Insurance Service Fund.

**Leon County Government
Fiscal Year 2010 Budget**

Fund Revenue By Source

<i>Fund</i>	<i>Property Tax MSTU or Assmt</i>	<i>State Gas Tax</i>	<i>Local Gas Tax</i>	<i>State Revenue Sharing</i>	<i>1/2 Cent Sales Tax</i>	<i>Local Sales Tax</i>	<i>PST and CST (1)</i>	<i>Fund Balance (2)</i>	<i>Fines</i>	<i>Fees & Licenses (3)</i>	<i>Transfers</i>	<i>Other Revenue (4)</i>	<i>Total Budgeted Revenue</i>
001 General Fund	47,640,057									2,160,900	3,084,618	2,835,029	55,720,604
060 Supervisor of Elections											3,490,812		3,490,812
106 Transportation Trust		1,081,765	6,866,505							260,585	4,044,018	170,905	12,423,778
110 Fine and Forfeiture	61,853,568								159,600	1,089,950		333,260	63,436,378
111 Probation Services											1,473,205	1,311,532	2,784,737
114 Teen Court								69,170		133,000			202,170
116 Drug Abuse Trust								25,679		60,785		3,515	89,979
117 Judicial Programs								196,936				239,780	436,716
120 Building Inspection								262,128		1,316,415			1,578,543
121 Growth Management								795,566	9,500	1,107,700	1,987,011	32,300	3,932,077
122 Mosquito Control										950	772,467	46,265	819,682
123 Stormwater Utility	920,550										4,176,751	101,505	5,198,806
125 Grants											224,998	468,167	693,165
126 Non-Countywide Gen Rev				3,876,950	9,713,750		4,615,948			740,383			18,947,031
130 9-1-1 Emergency Comm										1,220,750	79,055	19,095	1,318,900
131 Radio Comm Systems												383,515	383,515
135 Emergency Medical Srvs	6,973,938									7,765,300		129,390	14,868,628
140 Municipal Services							5,391,725		670	28,215		73,847	5,494,457
145 Fire Rescue Service										6,853,747			6,853,747
160 Tourist Development							3,768,650	69,056				85,690	3,923,396
161 Housing Fin Authority										31,350			31,350
162 Special Assess. 2/3 Paving												264,113	264,113
164 Special Assess. - Killlearn												242,280	242,280
165 Bank of America Building										96,000		1,628,823	1,724,823
211 Bond Series 2003											955,280		955,280
216 Bond Series 1998B											2,877,888		2,877,888
220 Bond Series 2005											5,097,875		5,097,875
221 ESCO Lease											460,000		460,000
305 Capital Improvements								14,617,697			2,057,413	932,000	17,607,110
306 Transportation											620,500		620,500
308 Sales Tax								21,887,650				653,125	22,540,775
309 Sales Tax - Extension						3,160,650				2,000,000		247,000	5,407,650
330 9-1-1 Capital Projects								69,555				9,500	79,055
401 Solid Waste	1,414,073							245,313		8,643,886	1,357,650		11,660,922
420 Amtrak Depot								25,000					25,000
501 Insurance Service												4,106,898	4,106,898
502 Communications Trust												626,695	626,695
505 Motor Pool												3,000,131	3,000,131
Total	118,802,186	1,081,765	6,866,505	3,876,950	9,713,750	3,160,650	13,776,323	38,263,750	169,770	33,509,916	32,759,541	17,944,360	247,165,925

Notes:

The \$247,165,925 total budgeted revenue is net of interfund Transfers.

1. The Public Services Taxes (PST) on utilities is estimated to provide \$5.4 million in funding for Fund 140 Municipal Services, and Communications Services Taxes (CST) is estimated to provide \$4.6 million in funding for Fund 126 Non-Countywide General Revenue
2. Appropriated Fund Balance amount for FY 2010.
3. Fees account for \$24.8 million of the \$26.1 million in revenue, licenses account for \$2.6 million (\$1.3 million to Fund 120 Building Inspection, \$1.1 million to Fund 121 Growth Management, and \$144,400 to Fund 126 Non-Countywide General Revenue)
4. Other Revenue include funding from interest, rents and royalties, grants, intergovernmental reimbursements, departmental billings, and other miscellaneous revenue.

**Leon County Government
Fiscal Year 2010 Budget**

Summary of All Funds

		<u>FY 2008</u> <u>Actual</u>	<u>FY 2009</u> <u>Adopted</u>	<u>FY 2010</u> <u>Requested</u>	<u>FY 2010</u> <u>Budget</u>	<u>FY 2011</u> <u>Planned</u>	<u>FY 2012</u> <u>Planned</u>	<u>FY 2013</u> <u>Planned</u>	<u>FY 2014</u> <u>Planned</u>
Millage Rates									
General Countywide		7.21	8.38	7.85	7.85	8.35	8.54	8.55	8.56
Primary Healthcare MSTU		0.0	0.0	0.0	0.0	0.0	0.0	0.0	0.0
EMS MSTU		0.5	0.5	0.5	0.5	0.5	0.5	0.5	0.5
General Fund	001	73,432,542	60,637,213	56,874,901	55,720,604	56,700,128	59,812,777	59,709,896	61,485,212
Special Revenue Funds									
Supervisor of Elections	060	3,949,321	2,945,989	3,490,812	3,490,812	3,228,304	4,698,229	3,416,809	3,693,597
Transportation Trust	106	11,970,568	11,724,923	12,659,912	12,423,778	13,169,314	13,673,128	13,931,401	14,175,695
Fine and Forfeiture	110	72,864,665	64,841,161	64,079,617	63,436,378	65,624,352	67,137,393	69,584,610	71,160,874
Probation Services	111	2,571,409	3,010,060	2,784,737	2,784,737	2,868,042	2,954,499	3,044,268	3,137,470
Law Library Trust	113	17,129	-	-	-	-	-	-	-
Teen Court	114	153,244	205,302	202,170	202,170	208,694	215,449	222,454	229,711
Drug Abuse Trust	116	147,676	99,485	89,979	89,979	91,379	92,806	94,262	95,800
Judicial Programs	117	214,132	430,009	436,716	436,716	444,515	452,553	460,837	469,674
Building Inspection	120	1,634,503	1,759,994	1,689,190	1,578,543	1,636,249	1,688,426	1,740,941	1,854,400
Growth Management	121	4,102,965	4,406,845	4,366,116	3,932,077	4,059,028	4,193,605	4,332,659	4,476,235
Mosquito Control	122	1,103,433	848,783	819,682	819,682	841,249	863,703	887,088	911,464
Stormwater Utility	123	8,561,960	6,195,429	5,214,621	5,198,806	5,310,230	5,449,574	5,615,198	5,744,500
SHIP Trust	124	1,021,594	868,520	-	-	-	-	-	-
Grants	125	6,950,191	961,526	693,165	693,165	703,759	714,913	726,256	738,079
Non-Cntywide Gen. Rev.	126	23,606,678	21,092,233	18,947,031	18,947,031	19,580,396	19,702,193	20,418,018	21,161,393
9-1-1 Emergency Communication	130	1,207,239	1,298,177	1,318,900	1,318,900	1,320,296	1,321,748	1,323,258	1,324,828
Radio Communication Systems	131	-	-	383,515	383,515	668,000	668,000	668,000	668,000
EMS MSTU	135	14,414,345	15,479,495	14,872,191	14,868,628	15,302,341	15,751,242	15,874,865	16,570,931
Municipal Services	140	12,392,887	10,340,247	5,494,457	5,494,457	5,569,412	5,717,177	5,875,501	6,088,832
Fire Rescue Services	145	-	-	6,853,747	6,853,747	6,853,747	6,853,747	6,853,747	6,853,747
Tourist Development	160	4,241,941	4,679,267	3,894,526	3,923,396	3,946,150	3,978,305	4,017,808	4,057,362
Housing Finance Authority	161	227,034	31,635	31,350	31,350	31,065	30,780	30,495	30,210
Special Assessment. Paving	162	307,409	260,618	264,113	264,113	249,671	249,909	242,612	235,034
Primary Healthcare MSTU	163	356,686	60,000	-	-	-	-	-	-
Killearn Lakes Units I and II Sewer	164	241,858	242,280	242,280	242,280	242,280	242,280	242,280	242,280
Bank of America Building	165	1,748,552	1,698,852	1,724,823	1,724,823	1,808,860	1,808,860	1,808,860	1,808,860
Subtotal		174,007,417	153,480,830	150,553,650	149,139,083	153,757,333	158,458,519	161,412,227	165,728,977
Debt Service Funds									
Series 1999	206	2,201,075	2,206,840	-	-	-	-	-	-
Series 2003A & 2003B	211	954,758	955,280	955,280	955,280	955,280	955,280	955,280	955,280
Series 1998B	216	2,875,476	2,874,700	2,877,888	2,877,888	2,874,775	2,875,363	2,874,125	-
Series 2005	220	2,897,076	2,895,687	5,097,875	5,097,875	5,102,200	5,101,225	5,098,019	7,970,240
ESCO Lease	221	472,101	460,000	460,000	460,000	484,514	484,514	484,513	484,514
Subtotal		9,400,486	9,392,507	9,391,043	9,391,043	9,416,769	9,416,382	9,411,937	9,410,034
Capital Projects Fund									
Capital Improvements	305	46,973,440	23,241,006	17,607,110	17,607,110	13,358,790	9,412,138	6,870,119	4,587,499
Transportation Improvements	306	12,161,191	849,394	620,500	620,500	1,102,921	1,257,710	1,139,039	1,021,000
Sales Tax	308	117,114,403	28,969,099	22,540,775	22,540,775	17,046,400	12,725,734	7,591,359	3,211,984
Sales Tax - Extension	309	13,859,023	8,344,394	5,407,650	5,407,650	3,392,000	3,456,600	3,534,500	3,654,200
Series 2003A & 2003B	311	18,453,012	-	-	-	-	-	-	-
Series 1997 Construction	314	1,949,874	-	-	-	-	-	-	-
Series 1999 Construction	318	18,370,213	-	-	-	-	-	-	-
Series 2005 Construction	320	12,863,300	-	-	-	-	-	-	-
ESCO Capital Projects	321	3,905,940	-	-	-	-	-	-	-
1998A Construction	325	4,504,344	-	-	-	-	-	-	-
9-1-1 Capital Projects	330	60,893	16,247	79,055	79,055	82,351	86,653	90,063	91,633
800 Mhz Capital Projects	331	242,393	474,551	-	-	-	-	-	-
Impact Fee - Countywide Rd.	341	3,282,266	-	-	-	-	-	-	-
Impact Fee - NW Urban Coll.	343	66,403	66,000	-	-	-	-	-	-
Impact Fee - SE Urban Coll.	344	65,429	-	-	-	-	-	-	-
Subtotal		253,872,124	61,960,691	46,255,090	46,255,090	34,982,462	26,938,835	19,225,080	12,566,316
Enterprise Funds									
Solid Waste	401	16,601,500	12,092,957	11,945,472	11,660,922	11,706,052	12,409,725	13,090,741	13,603,395
Amtrak Depot	420	-	25,000	25,000	25,000	25,000	25,000	25,000	25,000
Subtotal		16,601,500	12,117,957	11,970,472	11,685,922	11,731,052	12,434,725	13,115,741	13,628,395
Internal Service Funds									
Insurance Service	501	5,256,891	4,934,512	4,106,898	4,106,898	4,192,350	4,313,821	4,468,990	4,567,976
Communications Trust	502	687,292	724,921	626,695	626,695	626,695	626,695	626,695	626,695
Motor Pool	505	3,096,115	3,219,609	3,000,131	3,000,131	3,066,417	3,134,446	3,204,263	3,275,918
Subtotal		9,040,299	8,879,042	7,733,724	7,733,724	7,885,462	8,074,962	8,299,948	8,470,589
TOTAL:		536,354,368	306,468,240	282,778,880	279,925,466	274,473,206	275,136,200	271,174,829	271,289,522
<i>Less Interfund Transfers</i>		<i>75,410,825</i>	<i>39,057,593</i>	<i>32,759,541</i>	<i>32,759,541</i>	<i>33,663,419</i>	<i>35,499,938</i>	<i>34,967,104</i>	<i>36,072,232</i>
TOTAL NET OF TRANS:		460,943,543	267,410,647	250,019,339	247,165,925	240,809,787	239,636,262	236,207,725	235,217,290

**Leon County Government
Fiscal Year 2010 Budget**

General Fund (001)

Fund Type: General Fund

The General Fund is the general operating fund of the County established by F.S. § 129.02(1). Major revenue sources for the County's General Fund include proceeds from ad valorem and other taxes, charges for services, fees, and other miscellaneous revenues. The General Fund is used to account for financial resources and expenditures of general government (except those required to be accounted for in another fund) such as libraries, management information systems, facilities management, etc.

Revenue Sources	Acct #	Actual FY 2008	Adopted FY 2009	Requested FY 2010	Budget FY 2010	Planned FY 2011	Planned FY 2012	Planned FY 2013	Planned FY 2014
Ad Valorem - General Fund	311110	50,566,532	54,751,128	50,147,428	47,640,057	49,055,160	51,193,890	52,491,658	54,753,230
Delinquent Taxes	311200	75	-	-	-	-	-	-	-
Delinquent Taxes 2001	311201	164	-	-	-	-	-	-	-
Delinquent Taxes 2002	311202	(152)	-	-	-	-	-	-	-
Delinquent Taxes 2003	311203	1,236	-	-	-	-	-	-	-
Delinquent Taxes 2004	311204	2,260	-	-	-	-	-	-	-
Delinquent Taxes 2005	311205	(8,678)	-	-	-	-	-	-	-
Delinquent Taxes 2006	311206	(7,601)	-	-	-	-	-	-	-
Delinquent Taxes 1999	311299	723	-	-	-	-	-	-	-
Tourist Development (3 Cents & 5th Cent)	312100	25,264	25,650	24,000	22,800	23,750	23,750	23,750	23,750
Tourist Development (1 Cent)	312110	8,416	-	-	-	-	-	-	-
Federal Payments in Lieu of Taxes	333000	-	80,750	90,000	85,500	85,500	85,500	85,500	85,500
State Library Aid	334710	232,044	176,534	171,000	162,450	162,450	162,450	162,450	162,450
GIS	337300	881,812	1,128,030	1,128,030	1,128,030	1,128,030	1,128,030	1,128,030	1,128,030
CRTPA Reimbursement	337401	-	-	198,436	198,436	204,524	210,806	217,293	223,986
Technology Fee	341110	-	459,763	-	-	-	-	-	-
FS 29.0085 Court Technology	341150	428,951	-	298,000	283,100	281,770	280,345	278,920	277,495
Zoning Fees	341200	2,025	-	-	-	-	-	-	-
GIS User Fees	341910	19,144	7,695	10,000	9,500	9,500	9,500	9,500	9,500
CJIS User Fees	341920	55,050	52,820	54,800	52,060	53,105	54,720	56,335	58,045
Parking Facilities	344500	141,401	138,905	145,000	145,000	145,000	145,000	145,000	145,000
Library Parking	344510	18,006	15,200	15,500	14,725	14,725	14,725	14,725	14,725
SHIP - Doc Stamp Revenue	345100	56	-	-	-	-	-	-	-
Libraries	347100	180,569	175,774	172,500	163,875	163,875	163,875	163,875	163,875
Facilities Fee	348521	-	822,107	-	-	-	-	-	-
FS 29.0085 Court Facilities	348930	791,756	-	1,571,200	1,492,640	1,522,470	1,584,030	1,615,760	1,648,060
Civil Fee - Circuit Court	349200	410	-	-	-	-	-	-	-
Crt Admin/ Circuit-wide Reimbursement	349500	25,787	26,450	26,000	24,700	25,270	25,745	26,220	26,790
GAL / Circuit-wide Reimbursement	349501	34,940	35,310	37,614	35,733	36,448	37,177	37,920	38,679
Fees	349600	112	-	-	-	-	-	-	-
Interest Income - Bank	361100	20	-	-	-	-	-	-	-
Interest Income - Investment	361110	(110,047)	-	-	-	-	-	-	-
Pool Interest Allocation	361111	1,061,154	650,940	610,400	579,880	579,880	579,880	579,880	579,880
Net Incr (decr) In Fmv of Investment	361300	(118,245)	-	-	-	-	-	-	-
Tax Collector F.S. 125.315	361320	115,150	-	-	-	-	-	-	-
Rents and Royalties	362000	15,513	-	-	-	-	-	-	-
Other Scrap or Surplus	365900	374,707	151,050	150,000	142,500	142,500	142,500	142,500	142,500
Contributions and Donations	366000	41,122	-	-	-	-	-	-	-
Tax Deed Surplus (Chapter 19)	369200	121,741	-	-	-	-	-	-	-
Refund of Prior Year Expenses	369300	3,626	-	-	-	-	-	-	-
Lawsuit Settlements	369350	(3,159)	-	-	-	-	-	-	-
Other Miscellaneous Revenue	369900	105,176	-	-	-	-	-	-	-
Transfer From Fund 110	381110	5,633,324	-	-	-	-	-	-	-
Transfer From Fund 124	381124	86,688	86,852	-	-	-	-	-	-
Transfer From Fund 126	381126	532,020	369,220	2,896,872	2,896,872	2,549,011	1,824,423	1,864,445	2,003,717
Transfer From Fund 140	381140	-	-	187,746	187,746	69,783	-	-	-
Property Appraiser	386600	357,161	-	-	-	-	-	-	-
Tax Collector	386700	1,382,420	433,000	478,947	455,000	-	-	-	-
Supervisor of Elections	386800	415,507	-	-	-	-	-	-	-

**Leon County Government
Fiscal Year 2010 Budget**

General Fund (001)

Revenue Sources	Acct #	Actual FY 2008	Adopted FY 2009	Requested FY 2010	Budget FY 2010	Planned FY 2011	Planned FY 2012	Planned FY 2013	Planned FY 2014
Appropriated Fund Balance	399900	-	1,050,035	-	-	447,377	2,146,431	666,135	-
Total Revenues		63,414,179	60,637,213	58,413,473	55,720,604	56,700,128	59,812,777	59,709,896	61,485,212

Appropriations by Department/Division	Acct #	Actual FY 2008	Adopted FY 2009	Requested FY 2010	Budget FY 2010	Planned FY 2011	Planned FY 2012	Planned FY 2013	Planned FY 2014
County Commission	100-511	1,212,849	1,264,789	1,285,780	1,285,780	1,324,714	1,364,926	1,406,476	1,449,390
Commission District 1	101-511	9,493	9,500	9,500	9,500	9,500	9,500	9,500	9,500
Commission District 2	102-511	5,204	9,500	9,500	9,500	9,500	9,500	9,500	9,500
Commission District 3	103-511	9,320	9,500	9,500	9,500	9,500	9,500	9,500	9,500
Commission District 4	104-511	7,886	9,500	9,500	9,500	9,500	9,500	9,500	9,500
Commission District 5	105-511	5,247	9,500	9,500	9,500	9,500	9,500	9,500	9,500
Commission At-large 6	106-511	3,514	9,500	9,500	9,500	9,500	9,500	9,500	9,500
Commission At-large 7	107-511	9,497	9,500	9,500	9,500	9,500	9,500	9,500	9,500
Commissioners' Account	108-511	20,280	26,625	25,460	25,460	25,460	25,460	25,460	25,460
County Administration	110-512	543,428	817,832	755,748	755,748	778,296	801,589	825,654	850,510
Minority/Women Small Business Enterprise	112-513	236,316	314,191	245,348	245,348	249,566	253,932	258,456	263,136
Volunteer Center	113-513	178,168	181,202	180,602	180,602	185,562	190,681	195,976	201,446
Intergovernmental Affairs	114-512	756,921	1,130,359	1,234,470	1,084,018	1,110,903	1,138,702	1,167,462	1,197,206
County Attorney	120-514	1,388,841	1,581,943	1,604,096	1,604,096	1,636,431	1,669,837	1,704,355	1,740,019
Support Services	126-513	343,801	-	-	-	-	-	-	-
Office of Sustainability	127-513	-	185,514	193,263	193,263	196,081	198,994	202,009	205,123
Office of Management & Budget	130-513	676,150	715,442	753,041	753,041	774,382	796,440	819,236	842,788
Clerk - Finance Administration	132-586	1,503,145	1,542,915	1,630,613	1,630,613	1,668,175	1,706,737	1,746,329	1,786,985
Procurement	140-513	264,712	276,634	284,331	284,331	292,736	301,408	310,372	319,638
Warehouse	141-513	209,112	212,095	232,693	232,693	239,418	246,382	253,594	261,072
Property Control	142-513	41,329	45,132	44,984	44,984	46,065	47,178	48,323	49,503
Facilities Management	150-519	4,803,957	7,027,123	6,961,426	6,961,426	7,228,750	7,446,834	7,676,118	7,881,220
Facilities Management: Judicial Security	150-711	137,741	-	-	-	-	-	-	-
Facilities Management: Judicial Maintenance	150-712	1,353,451	-	-	-	-	-	-	-
Human Resources	160-513	889,690	1,073,693	1,106,392	1,067,892	1,093,918	1,120,802	1,148,579	1,177,280
Management Information Services	171-513	4,061,424	5,551,832	5,598,143	5,465,217	5,582,473	5,703,655	5,828,913	5,959,135
Management Information Services	171-713	710,570	-	-	-	-	-	-	-
Management Information Services	171-719	103,725	-	-	-	-	-	-	-
Health Department	190-562	257,984	237,345	237,345	237,345	237,345	237,345	237,345	237,345
Lib - Policy, Planning, & Operations	240-571	842,740	971,428	969,486	914,293	937,781	962,691	988,553	1,015,760
Library Public Services	241-571	2,395,089	2,717,789	2,738,375	2,659,495	2,724,153	2,791,036	2,860,274	2,931,921
Library Collection Services	242-571	730,783	877,084	891,043	891,043	915,530	940,880	967,156	994,355
Library Extension Services	243-571	1,973,438	2,063,228	2,241,382	2,100,415	2,346,086	2,415,997	2,508,350	2,563,162
Summer Youth Employment	278-551	65,140	73,943	73,943	73,943	73,943	73,943	73,943	73,943
Extension Education	361-537	257,902	520,932	521,236	521,236	534,328	547,845	561,798	576,187
Family & Consumer Science	362-537	125,546	-	-	-	-	-	-	-
4-H & Other Youth	363-537	86,141	-	-	-	-	-	-	-
Medical Examiner	370-527	375,000	375,000	375,000	375,000	386,250	397,838	409,773	422,066
Tubercular Care & Child Protection Exams	370-562	51,250	61,000	61,000	61,000	61,000	61,000	61,000	61,000
Baker Act & Marchman Act	370-563	614,580	614,949	628,004	628,004	628,395	628,798	629,213	629,640
Medicaid & Indigent Burials	370-564	1,609,183	1,803,500	2,103,500	2,103,500	2,112,500	2,121,770	2,131,318	2,141,153
CHSP & Emergency Assistance	370-569	1,004,839	993,677	993,777	993,777	995,420	997,114	998,858	1,000,655
Housing Services	371-569	359,217	459,732	527,156	527,156	543,677	560,771	578,466	596,783
Youth Sports Teams	379-572	4,500	4,750	4,750	4,750	4,750	4,750	4,750	4,750
Veteran Services	390-553	228,765	338,773	293,147	293,147	298,526	304,073	309,801	315,710
Capital Regional Transportation Planning Agency	402-515	-	15,000	214,309	214,309	220,440	226,768	233,303	240,047

**Leon County Government
Fiscal Year 2010 Budget**

General Fund (001)

Appropriations by Department/Division	Acct #	Actual FY 2008	Adopted FY 2009	Requested FY 2010	Budget FY 2010	Planned FY 2011	Planned FY 2012	Planned FY 2013	Planned FY 2014
Geographic Info. Systems	421-539	1,503,004	1,887,201	1,871,911	1,822,840	1,862,184	1,902,834	1,944,831	1,988,212
MIS Automation - General Fund	470-519	198,970	203,826	186,600	186,600	186,600	186,600	186,600	186,600
General Fund - Risk	495-519	1,165,219	768,474	537,894	537,894	591,684	650,852	715,937	787,531
Indirect Costs - General Fund	499-519	(5,456,221)	(6,359,018)	(5,917,223)	(5,917,223)	(6,164,236)	(6,410,807)	(6,667,240)	(6,933,927)
Property Appraiser	512-586	4,479,165	4,559,707	4,453,138	4,453,138	4,631,592	4,817,200	5,010,250	5,211,039
Tax Collector	513-586	4,597,649	4,876,000	4,572,000	4,572,000	4,617,000	4,663,000	4,710,000	4,757,000
Court Administration	540-601	159,958	191,774	188,640	188,640	193,786	199,108	204,621	210,324
Court Information Systems	540-713	11,910	-	-	-	-	-	-	-
Court Operating	540-719	19,063	-	-	-	-	-	-	-
Guardian Ad Litem	547-685	100	21,836	20,651	20,651	20,651	20,651	20,651	20,651
GAL Information Systems	547-713	6,799	-	-	-	-	-	-	-
GAL Operating	547-719	13,355	-	-	-	-	-	-	-
Planning Department	817-515	999,407	960,899	990,611	919,146	921,566	924,073	926,666	929,348
Non-Operating General Fund	820-519	655,789	762,490	766,167	766,167	769,946	773,830	777,822	781,927
Tax Deed Applications	831-513	4,400	22,500	22,500	22,500	22,500	22,500	22,500	22,500
Gum Road Target Planning Area	888-538	10,926	-	-	-	-	-	-	-
Line Item - Keep Tall. Beautiful	888-539	21,375	21,375	21,375	21,375	21,375	21,375	21,375	21,375
Line Item - Economic Development	888-552	99,750	199,500	199,500	199,500	199,500	199,500	199,500	199,500
Line Item - St. Francis Wildlife	888-562	71,250	-	-	-	-	-	-	-
Line Item - Human Service Agencies	888-569	789,024	681,934	610,684	610,684	610,684	610,684	610,684	610,684
Line Item - COCA Administration	888-573	184,170	-	150,000	150,000	150,000	150,000	150,000	150,000
Line Item - Special Events	888-574	20,000	21,500	22,000	22,000	22,000	22,000	22,000	22,000
Transfers	950-581	30,364,677	13,059,991	8,653,309	8,653,309	8,495,577	10,049,777	8,856,760	9,226,015
Primary Health Care	971-562	1,022,318	1,750,728	1,749,388	1,749,388	1,749,388	1,749,388	1,749,388	1,749,388
CRA-Payment	972-559	2,022,618	2,514,545	2,271,036	1,834,193	1,928,777	2,557,536	2,659,838	2,766,231
Budgeted Reserves - General Fund	990-599	-	350,000	428,377	428,377	350,000	350,000	350,000	697,926
Total Appropriations		73,432,543	60,637,213	56,874,901	55,720,604	56,700,128	59,812,777	59,709,896	61,485,212
Revenues Less Appropriation		(10,018,364)	-	1,538,572	-	-	-	-	-

Notes:

The FY 2010 budget was developed using the 2008 calendar tax roll. Property values declined by \$1 billion from the previous year. The Board directed that the development of the FY 2010 budget maintain the current FY 2009 millage rate of 7.85. This action provides \$8.3 million in ad valorem savings to property owners. The FY 2010 rolled-back rate (discussed below) is 8.4998 mills. To account for the associated decline in revenue the Board made budget reductions. These reductions (detailed in the Department sections of the budget book) affect such areas as library services, intergovernmental affairs, and management information systems. Moreover, considering the current state of the economy, the Board did not provide raises to employees for FY 2010. The Board did cover the 12% increase in health insurance costs in order to keep the current benefit plan.

To maintain current levels of service and balance out-year budgets (FY 2011 - FY 2014) certain assumptions concerning property valuations and millage rates were made. These assumptions are conservative, and provide a plausible scenario to plan future budget years. The premises reflect property valuations declining by another 3% (due to the currently depressed real estate market) for the FY 2011 budget, increasing by 1% the following year, and increasing by 3% for the FY 2013 and FY 2014 budgets.

Current statutes regarding the collection of property taxes allow local governments to levy a rolled-back millage rate that will collect the same amount of property tax revenue from the prior year. This is not a tax increase. The FY 2010 rolled-back rate is 8.4998. Out-year budgets reflect the Board levying the estimated rolled-back rate. Due to the fluctuation of property values (increasing or decreasing with the economy) millage rates will also fluctuate up or down in order to collect the same amount of revenue with the rolled-back millage rate. If property values increase a lower millage rate will be required to maintain the prior year tax collection, but if property valuations decrease, such as the current year scenario, the millage rate would have to increase in order to maintain the prior year revenue.

Under the current out-year circumstances, to balance the FY 2011 budget a millage rate of 8.35 would need to be levied due to the assumed property valuation reduction. The rolled-back millage rate then stabilizes at 8.54 to 8.56 mills from FY 2012 to FY 2014 as property values stabilize.

**Leon County Government
Fiscal Year 2010 Budget**

Supervisor of Elections (060)

Fund Type: General Fund

The Supervisor of Elections Fund is a general fund established as part of the FY 2002 budget process. The Supervisor of Elections has requested their appropriation be established in a separate fund to provide discrete accounting of their budget. The revenue is transferred from the General Fund. At the conclusion of the fiscal year, any funds available in the Supervisor of Elections fund will be returned to the General Fund as excess fees.

Revenue Sources	Acct #	Actual FY 2008	Adopted FY 2009	Requested FY 2010	Budget FY 2010	Planned FY 2011	Planned FY 2012	Planned FY 2013	Planned FY 2014
Voter Education Funds	331100	27,503	-	-	-	-	-	-	-
Supervisor of Elections	341550	29,869	5,225	-	-	-	-	-	-
Interest Earnings Voters Education	361340	1,136	-	-	-	-	-	-	-
Interest Earnings Poll Worker	361345	743	-	-	-	-	-	-	-
Transfer From Fund 001	381001	3,890,070	2,940,764	3,490,812	3,490,812	3,228,304	4,698,229	3,416,809	3,693,597
Total Revenues		3,949,321	2,945,989	3,490,812	3,490,812	3,228,304	4,698,229	3,416,809	3,693,597

Appropriations by Department/Division	Acct #	Actual FY 2008	Adopted FY 2009	Requested FY 2010	Budget FY 2010	Planned FY 2011	Planned FY 2012	Planned FY 2013	Planned FY 2014
Supervisor of Elections - Risk	495-513	25,580	28,006	23,826	23,826	26,209	28,830	31,713	34,884
Voter Registration	520-513	1,712,669	1,766,361	1,789,199	1,789,199	1,821,802	1,937,861	1,928,807	1,977,703
Elections	520-586	147,217	-	-	-	-	-	-	-
Elections	521-513	1,748,251	1,151,622	1,677,787	1,677,787	1,380,293	2,731,538	1,456,289	1,681,011
Elections	521-586	268,290	-	-	-	-	-	-	-
SOE Grants	525-513	47,314	-	-	-	-	-	-	-
Total Appropriations		3,949,321	2,945,989	3,490,812	3,490,812	3,228,304	4,698,229	3,416,809	3,693,597
Revenues Less Appropriation		-	-	-	-	-	-	-	-

Notes:

The general revenue transfer to this fund increased due to the funding requirements dictated by the 2010 election cycle.

**Leon County Government
Fiscal Year 2010 Budget**

Transportation Trust (106)

Fund Type: Special Revenue

The Transportation Trust Fund is a special revenue fund established by F.S. § 129.02(2). Major revenue sources for the Transportation Trust Fund include proceeds from local and state gas taxes. The fund is used to account for resources dedicated and expenditures restricted to the maintenance/construction of roads and bridges.

Revenue Sources	Acct #	Actual FY 2008	Adopted FY 2009	Requested FY 2010	Budget FY 2010	Planned FY 2011	Planned FY 2012	Planned FY 2013	Planned FY 2014
County Ninth-Cent Voted Fuel Tax	312300	1,314,954	1,220,855	1,305,000	1,239,750	1,227,400	1,215,050	1,203,650	1,191,300
Local Option Gas Tax	312410	3,396,288	3,168,248	3,377,000	3,208,150	3,176,800	3,144,500	3,113,150	3,081,800
Federal Forestry Shared	332200	147,420	51,300	-	-	-	-	-	-
20% Surplus Gas Tax	335420	532,148	505,941	510,000	484,500	479,750	474,905	470,060	464,550
5th & 6th Cent Gas Tax	335430	2,128,591	2,023,763	2,035,900	1,934,105	1,914,535	1,895,250	1,876,060	1,857,155
Gas Tax Pour-Over Trust	335440	1,160,443	1,110,704	1,138,700	1,081,765	1,070,935	1,060,200	1,049,655	1,039,110
Other Transportation	335490	121,155	75,232	85,000	80,750	80,750	80,750	80,750	80,750
Supervisor of Elections	341550	(11,217)	-	-	-	-	-	-	-
Service Area App Fees	343651	1,560	1,900	2,000	1,900	1,900	1,900	1,900	1,900
Grading Fee Public Works	343920	89,079	55,718	58,700	55,765	56,905	58,045	59,185	60,325
Traffic Signs	344910	4,908	9,690	10,000	9,500	9,595	9,690	9,785	9,880
Subdivision Fees	344911	9,230	7,125	1,800	1,710	1,710	1,710	1,710	1,710
R-O-W Placement Fees	344913	68,343	53,295	80,700	76,665	78,185	79,800	81,415	83,030
Signal Maintenance - State Reimb	344914	35,040	35,859	36,100	34,295	35,340	36,385	37,525	38,665
Tekesta/Bannerman	344970	950	-	-	-	-	-	-	-
Civil Fee - Circuit Court	349200	166	-	-	-	-	-	-	-
City-Supervised Visitation Contract	349320	498	-	-	-	-	-	-	-
Interest Income - Investment	361110	16,753	-	-	-	-	-	-	-
Pool Interest Allocation	361111	269,378	139,745	178,300	169,385	169,385	169,385	169,385	169,385
Interest Income - Other	361120	2,451	-	-	-	-	-	-	-
Net Incr (decr) In Fmv of Investment	361300	(27,001)	-	-	-	-	-	-	-
Refund of Prior Year Expenses	369300	21,492	-	-	-	-	-	-	-
Other Miscellaneous Revenue	369900	2,167	1,520	1,600	1,520	1,520	1,520	1,520	1,520
Transfer From Fund 123	381123	945,342	963,953	1,724,523	1,724,523	1,784,016	1,823,937	1,844,457	1,908,124
Transfer From Fund 126	381126	897,955	2,300,075	2,319,495	2,319,495	3,080,588	3,620,101	3,931,194	4,186,491
Total Revenues		11,128,092	11,724,923	12,864,818	12,423,778	13,169,314	13,673,128	13,931,401	14,175,695

Appropriations by Department/Division	Acct #	Actual FY 2008	Adopted FY 2009	Requested FY 2010	Budget FY 2010	Planned FY 2011	Planned FY 2012	Planned FY 2013	Planned FY 2014
Eminent Domain/Real Estate Attorney	122-541	171,943	-	164,436	-	-	-	-	-
Support Services	400-541	473,742	541,730	559,129	559,129	571,920	585,137	598,796	612,907
Engineering Services	414-541	2,705,447	2,883,717	3,268,204	3,196,506	3,222,617	3,309,588	3,399,947	3,492,870
Transportation Maintenance	431-541	2,516,065	2,736,050	4,224,252	4,224,252	4,320,756	4,420,769	4,524,447	4,631,855
Right-Of-Way Management	432-541	1,253,052	1,418,523	2,005,904	2,005,904	2,053,255	2,102,339	2,153,224	2,205,962
Alternative Stabilization	438-541	855,453	897,982	-	-	-	-	-	-
MIS Automation - Transportation Trust	470-541	13,946	14,903	8,500	8,500	8,500	8,500	8,500	8,500
Transportation Trust - Risk	495-541	137,860	122,368	92,353	92,353	101,589	111,748	122,922	135,214
Indirect Costs - Transportation Trust	499-541	1,208,648	1,478,902	1,398,700	1,398,700	1,454,648	1,512,834	1,573,347	1,636,281
Transfers	950-581	3,797,520	2,410,748	1,738,434	1,738,434	2,236,029	2,422,213	2,350,218	2,252,106
Public Works Admin Chargebacks	978-541	(1,163,107)	(850,000)	(850,000)	(850,000)	(850,000)	(850,000)	(850,000)	(850,000)
Budgeted Reserves - Transport. Trust	990-599	-	70,000	50,000	50,000	50,000	50,000	50,000	50,000
Total Appropriations		11,970,570	11,724,923	12,659,912	12,423,778	13,169,314	13,673,128	13,931,401	14,175,695
Revenues Less Appropriation		(842,477)	-	204,906	-	-	-	-	-

Notes:

The Transportation Trust Fund is subsidized by a general revenue subsidy of \$2.3 million. This transfer was able to remain level with the prior year due to the reorganization of Public Works and the "sunsetting" of the Alternative Stabilization Program.

**Leon County Government
Fiscal Year 2010 Budget**

Fine and Forfeiture (110)

Fund Type: Special Revenue

The Fine and Forfeiture Fund is a special revenue fund established by F.S. § 129.02(3) and F.S. § 142.01. Major revenue sources for the County Fine and Forfeiture Fund include proceeds from ad valorem taxes and other miscellaneous revenues. The fund is used to account for revenues collected in support of and expenditures dedicated to criminal prosecution, court operations, and operations of the Sheriff's Department.

Revenue Sources	Acct #	Actual FY 2008	Adopted FY 2009	Requested FY 2010	Budget FY 2010	Planned FY 2011	Planned FY 2012	Planned FY 2013	Planned FY 2014
Ad Valorem - Fine/Fore. Fund	311120	61,781,643	63,002,808	65,109,019	61,853,568	64,015,277	65,503,308	67,922,970	69,471,764
Delinquent Taxes	311200	12	-	-	-	-	-	-	-
Delinquent Taxes 2001	311201	10	-	-	-	-	-	-	-
Delinquent Taxes 2002	311202	14	-	-	-	-	-	-	-
Delinquent Taxes 2003	311203	353	-	-	-	-	-	-	-
Child Support Enforcement	331240	12,131	9,920	12,500	11,875	12,160	12,445	12,635	12,920
Title IV - Child Support Enforcement	331691	5,407	-	-	-	-	-	-	-
Sheriff	341520	552,233	455,050	475,000	451,250	456,000	459,800	464,550	469,300
Room And Board - Prisoners	342300	373,698	377,150	338,000	321,100	323,950	326,800	330,600	333,450
EMS Related Fees	342450	-	452,706	317,600	317,600	332,750	347,500	362,990	379,250
Public Defender Liens	348670	100	-	-	-	-	-	-	-
Court Fines	351120	47,393	52,038	48,000	45,600	46,550	47,500	48,450	49,400
Crime Prevention (fs 775.083(2))	351150	122,831	127,734	120,000	114,000	116,280	118,655	121,030	123,405
Interest Income - Investment	361110	(69,169)	-	-	-	-	-	-	-
Pool Interest Allocation	361111	660,962	363,755	338,300	321,385	321,385	321,385	321,385	321,385
Net Incur (decr) In Fmv of Investment	361300	(38,118)	-	-	-	-	-	-	-
Tax Collector F.S. 125.315	361320	1	-	-	-	-	-	-	-
Sheriff F.S. 125.315	361330	198,841	-	-	-	-	-	-	-
Clerk Excess Fees	386100	228,760	-	-	-	-	-	-	-
Sheriff Excess Fees	386400	1,518,234	-	-	-	-	-	-	-
Total Revenues		65,395,339	64,841,161	66,758,419	63,436,378	65,624,352	67,137,393	69,584,610	71,160,874

Appropriations by Department/Division	Acct #	Actual FY 2008	Adopted FY 2009	Requested FY 2010	Budget FY 2010	Planned FY 2011	Planned FY 2012	Planned FY 2013	Planned FY 2014
MIS Automation - State Attorney	470-602	15,736	18,928	14,400	14,400	14,400	14,400	14,400	14,400
MIS Automation - Public Defender	470-603	15,259	19,766	15,450	15,450	15,450	15,450	15,450	15,450
Fine & Forfeiture - Risk	495-689	135,623	469,185	346,079	346,079	380,688	418,757	460,633	506,697
Diversionsary Programs	508-569	-	100,000	100,000	100,000	100,000	100,000	100,000	100,000
Law Enforcement	510-586	32,625,194	31,484,314	31,128,724	31,128,724	32,068,184	33,045,586	34,062,784	35,121,487
Corrections	511-586	27,930,069	29,554,921	29,418,602	29,418,602	30,556,335	30,975,339	32,282,444	32,670,348
State Attorney	532-602	-	125,884	122,031	122,031	122,031	122,031	122,031	122,031
State Attorney	532-712	2,020	-	-	-	-	-	-	-
State Attorney	532-713	25,695	-	-	-	-	-	-	-
State Attorney	532-719	46,138	-	-	-	-	-	-	-
Public Defender	533-603	-	144,775	140,025	140,025	140,025	140,025	140,025	140,025
Public Defender	533-713	27,728	-	-	-	-	-	-	-
Public Defender	533-719	48,862	-	-	-	-	-	-	-
Clerk - Article V Expenses	537-614	419,220	384,164	405,082	405,082	413,183	421,447	429,876	438,474
Legal Aid	555-564	-	95,985	-	-	-	-	-	-
Legal Aid	555-715	95,985	-	95,985	95,985	95,985	95,985	95,985	95,985
Juvenile Detention Payment - State	620-689	1,940,355	2,143,239	2,143,239	1,500,000	1,568,071	1,638,373	1,710,982	1,785,977
Transfers	950-581	9,478,324	-	-	-	-	-	-	-
Budgeted Reserves - Fine and Forfeiture	990-599	-	300,000	150,000	150,000	150,000	150,000	150,000	150,000
Total Appropriations		72,806,208	64,841,161	64,079,617	63,436,378	65,624,352	67,137,393	69,584,610	71,160,874
Revenues Less Appropriation		(7,410,869)	-	2,678,802	-	-	-	-	-

Notes:

The tentative millage rate established by the Board is 7.85 mills; see page 5-7 (General Fund) for details.

**Leon County Government
Fiscal Year 2010 Budget**

Probation Services (111)

Fund Type: Special Revenue

The Probation Services Fund is a special revenue fund established in support of the administration of County Probation programs. Major revenue sources for the Probation Services Fund include fees related to pre-trial costs, other probation related services, and a transfer from the General Fund. The fund is used to account for resources and expenditures related to the alternative Community Service Work Program, the Pre-trial Release Program, and other County Probation programs and services.

Revenue Sources	Acct #	Actual FY 2008	Adopted FY 2009	Requested FY 2010	Budget FY 2010	Planned FY 2011	Planned FY 2012	Planned FY 2013	Planned FY 2014
Sheriff GPS Program	337281	75,000	75,000	75,000	75,000	75,000	75,000	75,000	75,000
Active Gps Monitoring Fee	348680	74,241	108,527	61,600	58,520	59,755	60,895	62,130	63,365
Passive Gps Monitoring Fee	348681	20,443	22,995	11,200	10,640	10,830	11,115	11,305	11,495
County Court Probation Fees	349120	828,195	1,267,752	909,158	790,400	806,550	822,700	838,850	855,179
Probation-no Show Fees	349125	35,440	41,154	40,000	38,000	38,760	39,615	40,375	41,135
Pre-trial Fees	349130	90,480	51,657	196,158	160,550	163,780	167,010	170,335	173,755
SCRAM Unit User Fees	349135	39,133	55,776	25,900	24,605	25,080	25,555	26,030	26,600
Alternative Community Service Fees	349140	68,635	96,866	71,500	67,925	69,350	70,680	72,105	73,530
Pretrial Alcohol Testing Fees	349145	27,904	131,958	45,888	43,594	44,465	45,354	46,261	47,187
Probation Alcohol Testing Fees	349146	-	-	14,424	13,703	13,976	14,257	14,542	14,832
Interest Income - Investment	361110	3,509	-	-	-	-	-	-	-
Pool Interest Allocation	361111	54,174	18,335	30,100	28,595	28,595	28,595	28,595	28,595
Net Incr (decr) In Fmv of Investment	361300	(5,655)	-	-	-	-	-	-	-
Transfer From Fund 001	381001	1,543,111	1,140,040	1,473,205	1,473,205	1,531,901	1,593,723	1,658,740	1,726,797
Total Revenues		2,854,610	3,010,060	2,954,133	2,784,737	2,868,042	2,954,499	3,044,268	3,137,470

Appropriations by Department/Division	Acct #	Actual FY 2008	Adopted FY 2009	Requested FY 2010	Budget FY 2010	Planned FY 2011	Planned FY 2012	Planned FY 2013	Planned FY 2014
MIS Automation - Probation Services	470-523	4,247	5,166	3,985	3,985	3,985	3,985	3,985	3,985
Probation Services - Risk	495-523	36,367	37,314	25,749	25,749	28,324	31,157	34,272	37,699
Indirect Costs - Probation Services	499-523	580,253	646,577	593,700	593,700	617,448	642,146	667,832	694,545
County Probation	542-523	902,744	982,272	1,061,143	1,061,143	1,093,367	1,126,674	1,161,112	1,196,714
Pretrial Release	544-523	1,047,797	1,313,731	1,075,160	1,075,160	1,099,918	1,125,537	1,152,067	1,179,527
Budgeted Reserves - Probation Services	990-599	-	25,000	25,000	25,000	25,000	25,000	25,000	25,000
Total Appropriations		2,571,409	3,010,060	2,784,737	2,784,737	2,868,042	2,954,499	3,044,268	3,137,470
Revenues Less Appropriation		283,201	-	169,396	-	-	-	-	-

Notes:

Due to a decline in fee revenue caused by a reduction in probation and pre-trial case loads, the general revenue subsidy was increased from the prior year. The subsidy would have been higher had two positions not been transferred to a grant funding source.

**Leon County Government
Fiscal Year 2010 Budget**

Legal Aid Trust (112)

Fund Type: Special Revenue

The Legal Aid Trust Fund is a special revenue fund established by the Code of Laws of Leon County, Chapter 7, Article II, Section 27(e)(1). As part of the implementation of Article V, legal aid expenditures will occur in the Judicial Programs Fund 117 beginning in FY2005.

Revenue Sources	Acct #	Actual FY 2008	Adopted FY 2009	Requested FY 2010	Budget FY 2010	Planned FY 2011	Planned FY 2012	Planned FY 2013	Planned FY 2014
Pool Interest Allocation	361111	124	-	-	-	-	-	-	-
Total Revenues		124	-	-	-	-	-	-	-
Revenues Less Appropriation		-	-	-	-	-	-	-	-

**Leon County Government
Fiscal Year 2010 Budget**

Law Library Trust (113)

Fund Type: Special Revenue

The Law Library Trust Fund is a special revenue fund established by the Code of Laws of Leon County, Chapter 7, Article II, Section 27(b)(1). Major revenue sources for the Law Library Trust Fund include charges and fees imposed for Court proceedings and matters pursuant to F.S. §§ 28.2401, 28.241, 34.041, and 44.108. The fund is used to account for resources and expenditures exclusively associated with the establishment and maintenance of a law library for use by the judiciary, members of the Florida Bar, and the public. As part of the implementation of Article V, law library expenditures will occur in the Judicial Programs Fund 117 beginning in FY2005. Any fund balance in the Law Library Trust Fund 113 will be used for the purpose of supporting the law library.

Revenue Sources	Acct #	Actual FY 2008	Adopted FY 2009	Requested FY 2010	Budget FY 2010	Planned FY 2011	Planned FY 2012	Planned FY 2013	Planned FY 2014
Fees	349600	50	-	-	-	-	-	-	-
Pool Interest Allocation	361111	1,669	-	-	-	-	-	-	-
Total Revenues		1,719	-	-	-	-	-	-	-
Appropriations by Department/Division	Acct #	Actual FY 2008	Adopted FY 2009	Requested FY 2010	Budget FY 2010	Planned FY 2011	Planned FY 2012	Planned FY 2013	Planned FY 2014
Court Admin Jud Prgs- Law Library	546-714	17,129	-	-	-	-	-	-	-
Total Appropriations		17,129	-	-	-	-	-	-	-
Revenues Less Appropriation		(15,409)	-	-	-	-	-	-	-

**Leon County Government
Fiscal Year 2010 Budget**

Teen Court (114)

Fund Type: Special Revenue

Effective July 1, 2005, the Board of County Commissioners authorized a \$3 fee be imposed for each person who pleads guilty, no contest, or is convicted of a violation of a criminal law or a municipal or county ordinance, or who pays a fine or civil penalty for any violation of F.S. Chapter 316 (Traffic Control). Any person whose adjudication is withheld under F.S. 318.14(9) or 318.14(10) (certain non-criminal traffic infractions) shall also be assessed the cost. The revenue is used to support the Teen Court program. This fee is allowed as specified in F.S. 938.19 (Court Costs - Teen Courts).

Revenue Sources	Acct #	Actual FY 2008	Adopted FY 2009	Requested FY 2010	Budget FY 2010	Planned FY 2011	Planned FY 2012	Planned FY 2013	Planned FY 2014
Mediation Fees	349310	125	-	-	-	-	-	-	-
Teen Court Fees	351500	160,586	168,998	140,000	133,000	135,660	138,415	141,170	144,020
Pool Interest Allocation	361111	6,240	-	-	-	-	-	-	-
Appropriated Fund Balance	399900	-	36,304	69,170	69,170	73,034	10,966	-	-
Total Revenues		166,951	205,302	209,170	202,170	208,694	149,381	141,170	144,020

Appropriations by Department/Division	Acct #	Actual FY 2008	Adopted FY 2009	Requested FY 2010	Budget FY 2010	Planned FY 2011	Planned FY 2012	Planned FY 2013	Planned FY 2014
Teen Court - Risk	495-662	-	1,528	378	378	416	458	504	554
Indirect Costs - Teen Court	499-662	-	15,656	12,200	12,200	12,688	13,196	13,724	14,273
Court Administration - Teen Court	586-662	153,244	188,118	189,592	189,592	195,590	201,795	208,226	214,884
Total Appropriations		153,244	205,302	202,170	202,170	208,694	215,449	222,454	229,711
Revenues Less Appropriation		13,707	-	7,000	-	-	(66,068)	(81,284)	(85,691)

Notes:

Due to a decline in revenue from the previous year additional fund balance was utilized in order to support program expenditures. Out-years reflect a continued reliance on fund balance due to expenditures outpacing the programs revenue source. Under current projections, the Teen Court fund balance will be depleted by the first quarter of FY 2012.

**Leon County Government
Fiscal Year 2010 Budget**

Drug Abuse Trust (116)

Fund Type: Special Revenue

The Drug Abuse Trust Fund is a special revenue fund established as the repository for the collection of court costs from felony fines. Funding is used to support drug intervention programs.

Revenue Sources	Acct #	Actual FY 2008	Adopted FY 2009	Requested FY 2010	Budget FY 2010	Planned FY 2011	Planned FY 2012	Planned FY 2013	Planned FY 2014
County Alcohol Tf (fs 938.13)	348125	32,860	12,000	11,100	11,100	11,400	11,600	11,800	12,000
Felony Drug Intervention	348241	50,403	56,610	45,000	42,750	43,605	44,555	45,410	46,360
Misdemeanor Drug Court Fees	348242	47,655	30,875	7,300	6,935	6,935	6,935	6,935	6,935
Pool Interest Allocation	361111	8,570	-	3,700	3,515	3,515	3,515	3,515	3,515
Transfer From Fund 110	381110	45,000	-	-	-	-	-	-	-
Appropriated Fund Balance	399900	-	-	25,679	25,679	25,924	26,201	26,602	26,990
Total Revenues		184,488	99,485	92,779	89,979	91,379	92,806	94,262	95,800

Appropriations by Department/Division	Acct #	Actual FY 2008	Adopted FY 2009	Requested FY 2010	Budget FY 2010	Planned FY 2011	Planned FY 2012	Planned FY 2013	Planned FY 2014
Drug Abuse	800-562	100,211	60,849	51,159	51,159	52,369	53,603	54,917	56,310
Misdemeanor Drug Court	810-562	47,465	32,500	32,500	32,500	32,500	32,500	32,500	32,500
Budget Reserves - Drug Court	990-599	-	6,136	6,320	6,320	6,510	6,703	6,845	6,990
Total Appropriations		147,676	99,485	89,979	89,979	91,379	92,806	94,262	95,800
Revenues Less Appropriation		36,812	-	2,800	-	-	-	-	-

**Leon County Government
Fiscal Year 2010 Budget**

Judicial Programs (117)

Fund Type: Special Revenue

On June 8th, 2004, the Board of County Commissioners authorized the imposition of a \$65.00 criminal violation court costs. In accordance with Florida Statutes and the enabling County Ordinance, the proceeds from the \$65.00 fine are to be used as follows: 25% to supplement State funding requirements related to the implementation of a Statewide court system or to pay for local requirements; 25% to be used to fund legal aid programs; 25% to be used to fund law library personnel and materials; and 25% to be used to fund alternative juvenile programs. At the end of the fiscal year, any fund balance remaining shall be utilized in subsequent fiscal years for the funding of either the State or local requirements. The funding for legal aid, the law library, and the alternative juvenile program, Teen Court, was provided previously under different fees authorized by statute. Effective FY 06 Teen Court is shown in Fund 114 and is supported by a \$3.00 traffic citation fee.

Revenue Sources	Acct #	Actual FY 2008	Adopted FY 2009	Requested FY 2010	Budget FY 2010	Planned FY 2011	Planned FY 2012	Planned FY 2013	Planned FY 2014
Local Legal Program Assessment	348551	-	327,088	-	-	-	-	-	-
Other Counties-Circuit wide Reimbursement	348820	3,100	-	-	-	-	-	-	-
Court Innovations Local Requirement	348921	77,990	-	63,100	59,945	61,180	62,415	63,650	64,885
Legal Aid Local Ordinance	348922	77,990	-	63,100	59,945	61,180	62,415	63,650	64,885
Law Library Local Ordinance	348923	77,990	-	63,100	59,945	61,180	62,415	63,650	64,885
Juvenile Alternative Local Ordinance	348924	77,990	-	63,100	59,945	61,180	62,415	63,650	64,885
Pool Interest Allocation	361111	13,972	-	-	-	-	-	-	-
Appropriated Fund Balance	399900	-	102,921	196,936	196,936	199,795	71,320	-	-
Total Revenues		329,032	430,009	449,336	436,716	444,515	320,980	254,600	259,540

Appropriations by Department/Division	Acct #	Actual FY 2008	Adopted FY 2009	Requested FY 2010	Budget FY 2010	Planned FY 2011	Planned FY 2012	Planned FY 2013	Planned FY 2014
Indirect Costs - Judicial Programs	499-601	-	3,328	5,100	5,100	5,304	5,516	5,737	5,966
Alternative Juvenile Programs	509-569	72,180	81,006	83,755	83,755	85,305	86,879	88,475	90,337
Law Library	546-714	17,126	81,006	82,679	82,679	84,396	86,160	87,971	89,860
Judicial Programs/Article V	548-601	15,504	183,663	-	-	-	-	-	-
Judicial Programs/Article V	548-662	28,807	-	182,503	182,503	186,831	191,319	195,975	200,833
Legal Aid	555-564	-	81,006	-	-	-	-	-	-
Legal Aid - Court	555-715	80,515	-	82,679	82,679	82,679	82,679	82,679	82,679
Total Appropriations		214,132	430,009	436,716	436,716	444,515	452,553	460,837	469,674
Revenues Less Appropriation		114,900	-	12,620	-	-	(131,573)	(206,237)	(210,134)

Notes:

Programs in this fund currently rely on fund balance for support. Beginning in FY 2009, this fund started paying for additional positions previously paid for by the State of Florida utilizing fund balance. Out-year projections show a continued reliance on fund balance until its depletion in the first half of FY 2012.

**Leon County Government
Fiscal Year 2010 Budget**

Building Inspection (120)

Fund Type: Special Revenue

The Building Inspection Fund is a special revenue fund established to account for fees collected on building permits issued within the unincorporated area of Leon County. The fees are used to fund the operation of the Building Inspection Department. No general revenues are utilized in support of this function.

Revenue Sources	Acct #	Actual FY 2008	Adopted FY 2009	Requested FY 2010	Budget FY 2010	Planned FY 2011	Planned FY 2012	Planned FY 2013	Planned FY 2014
Building Permits	322000	1,632,928	1,669,823	1,319,000	1,253,050	1,328,100	1,461,100	1,606,450	1,767,950
Contractor's Licenses	329140	42,267	44,356	48,200	45,790	48,545	53,390	58,710	64,505
Subdivision Exemptions	329200	130	-	-	-	-	-	-	-
Driveway Permit Fees	343930	23,566	33,085	9,900	9,405	9,975	10,925	12,065	13,300
Reinspection Fees	349100	2,325	2,375	1,400	1,330	1,425	1,520	1,615	1,805
Violations of Local Ordinances	354150	6,135	-	-	-	-	-	-	-
Pool Interest Allocation	361111	30,481	10,355	7,200	6,840	6,840	6,840	6,840	6,840
Appropriated Fund Balance	399900	-	-	262,128	262,128	-	-	-	-
Total Revenues		1,737,832	1,759,994	1,647,828	1,578,543	1,394,885	1,533,775	1,685,680	1,854,400

Appropriations by Department/Division	Acct #	Actual FY 2008	Adopted FY 2009	Requested FY 2010	Budget FY 2010	Planned FY 2011	Planned FY 2012	Planned FY 2013	Planned FY 2014
Building Inspection	220-524	1,414,573	1,475,222	1,484,810	1,374,163	1,413,538	1,456,903	1,500,176	1,544,884
MIS Automation - Building Inspection	470-524	3,160	3,169	2,065	2,065	2,065	2,065	2,065	2,065
Building Inspection	495-524	16,770	14,089	11,892	11,892	13,082	14,391	15,830	17,413
Indirect Costs - Building Inspections	499-524	200,000	244,720	170,423	170,423	187,564	195,067	202,870	210,984
Budgeted Reserves - Building Inspection	990-599	-	22,794	20,000	20,000	20,000	20,000	20,000	79,054
Total Appropriations		1,634,503	1,759,994	1,689,190	1,578,543	1,636,249	1,688,426	1,740,941	1,854,400
Revenues Less Appropriation		103,329	-	(41,362)	-	(241,364)	(154,651)	(55,261)	-

Notes:

Due to the recession economy and the suppressed housing market, this fund has seen a significant decline in revenue. In order to balance the fund, expenses were reduced by eliminating two positions and utilizing the remaining fund balance. Unless current economic conditions change, out-year projections show a deficit in the fund that will need to be addressed by further reducing expenses or providing a general revenue subsidy to the fund. Since its inception, the Building Inspection Fund has never received a general revenue subsidy.

**Leon County Government
Fiscal Year 2010 Budget**

Growth Management (121)

Fund Type: Special Revenue

The Growth Management Fund is a special revenue established to account for the activities related to Growth and Environmental Management in accordance with the City of Tallahassee/Leon County Comprehensive Plan. The fund is support by both permitting fees and general revenue at approximately a 50/50 percent split. The functions supported by the Growth Management Fund include development review, environmental compliance, and support services.

Revenue Sources	Acct #	Actual FY 2008	Adopted FY 2009	Requested FY 2010	Budget FY 2010	Planned FY 2011	Planned FY 2012	Planned FY 2013	Planned FY 2014
Licenses and Permits	322100	-	1,517,293	1,166,000	1,107,700	1,174,200	1,292,000	1,421,200	1,563,700
Stormwater - Standard Form	329100	262,190	-	-	-	-	-	-	-
Stormwater - Short Form B-High	329110	17,405	-	-	-	-	-	-	-
Stormwater - Short Form B-Low	329111	102,499	-	-	-	-	-	-	-
Stormwater - Short Form A	329112	117,805	-	-	-	-	-	-	-
New Address Assignments	329113	45,368	-	-	-	-	-	-	-
Tree Permits	329120	69,664	-	-	-	-	-	-	-
Vegetative Management Plans	329121	1,850	-	-	-	-	-	-	-
Landscape Permit Fees	329130	33,905	-	-	-	-	-	-	-
Amend/Resubmittal/Extensions	329150	11,540	-	-	-	-	-	-	-
Operating Permit	329170	63,743	-	-	-	-	-	-	-
Communications Tower Bonds	329171	1,350	-	-	-	-	-	-	-
Subdivision Exemptions	329200	30,580	-	-	-	-	-	-	-
Certificate of Concurrency	329210	32,975	-	-	-	-	-	-	-
Parking Standards	329220	1,000	-	-	-	-	-	-	-
Project Status	329240	79,945	-	-	-	-	-	-	-
PUV - Permitted Use Verification	329250	20,600	-	-	-	-	-	-	-
Site Plan Review	329260	159,924	-	-	-	-	-	-	-
Other Development Review Fees	329270	51,475	-	-	-	-	-	-	-
Driveway Permit Fees	343930	525	-	-	-	-	-	-	-
Environmental Analysis	343941	93,454	-	-	-	-	-	-	-
BOAA Variance Requests	343950	3,250	-	-	-	-	-	-	-
SHIP Recaptured Revenue	345150	(20)	-	-	-	-	-	-	-
Reinspection Fees	349100	24,152	-	-	-	-	-	-	-
Code Enforcement Board Fines	354100	37,613	9,500	10,000	9,500	9,500	9,500	9,500	9,500
Interest Income - Investment	361110	5,494	-	-	-	-	-	-	-
Pool Interest Allocation	361111	99,031	51,680	31,000	29,450	29,450	29,450	29,450	29,450
Net Incr (decr) In Fmv of Investment	361300	(8,855)	-	-	-	-	-	-	-
Other Miscellaneous Revenue	369900	1,526	2,850	3,000	2,850	2,850	2,850	2,850	2,850
Transfer From Fund 126	381126	2,372,339	1,940,360	1,987,011	1,987,011	2,086,362	2,190,680	2,300,214	2,415,224
Appropriated Fund Balance	399900	-	885,162	795,566	795,566	40,907	-	-	-
Total Revenues		3,732,327	4,406,845	3,992,577	3,932,077	3,343,269	3,524,480	3,763,214	4,020,724

Appropriations by Department/Division	Acct #	Actual FY 2008	Adopted FY 2009	Requested FY 2010	Budget FY 2010	Planned FY 2011	Planned FY 2012	Planned FY 2013	Planned FY 2014
Environmental Compliance	420-537	1,439,850	1,504,278	1,635,399	1,467,563	1,511,960	1,557,050	1,605,020	1,653,932
Development Services	422-537	845,694	881,123	977,037	792,967	818,203	844,297	871,301	899,221
Support Services	423-537	814,780	854,129	881,164	799,031	820,856	847,155	872,460	898,660
MIS Automation - Growth Management	470-537	13,569	17,523	10,200	10,200	10,200	10,200	10,200	10,200
Growth Management - Risk	495-537	43,346	35,851	30,016	30,016	33,017	36,319	39,951	43,946
Indirect Costs - Growth Management	499-537	945,726	1,093,941	812,300	812,300	844,792	878,584	913,727	950,276
Budgeted Reserves - Growth Management	990-599	-	20,000	20,000	20,000	20,000	20,000	20,000	20,000
Total Appropriations		4,102,965	4,406,845	4,366,116	3,932,077	4,059,028	4,193,605	4,332,659	4,476,235
Revenues Less Appropriation		(370,638)	-	(373,539)	-	(715,759)	(669,125)	(569,445)	(455,511)

Growth Management (121)

Notes:

Due to the recession economy and an associated decline in permitting activity, this fund has seen a significant decline in revenue. In order to balance the fund, expenses were reduced by eliminating seven positions and utilizing the majority of the remaining fund balance. Unless current economic conditions change, the fund balance will be depleted in the first quarter of FY 2011. Out-year projections show a deficit in the fund that will need to be addressed by further reducing expenses, providing additional general revenue subsidy to the fund, modifying fees, or a combination of these.

**Leon County Government
Fiscal Year 2010 Budget**

Mosquito Control (122)

Fund Type: Special Revenue

The Mosquito Control Fund is a special revenue fund established in support of the administration and operation of the Countywide Mosquito Control Programs. The majority of the program is supported through a transfer from the General Fund (i.e. property taxes). The Florida Department of Environmental Protection (DEP) Tire Grant provides less than 10% of the annual funding for this program. The fund is used to account for the resources and expenditures associated with the Mosquito Control Program.

Revenue Sources	Acct #	Actual FY 2008	Adopted FY 2009	Requested FY 2010	Budget FY 2010	Planned FY 2011	Planned FY 2012	Planned FY 2013	Planned FY 2014
Mosquito Control	334610	20,869	33,250	37,000	35,150	35,150	35,150	35,150	35,150
Hand Fogging Fees	342950	400	1,425	1,000	950	950	950	950	950
Pool Interest Allocation	361111	23,416	14,535	11,700	11,115	11,115	11,115	11,115	11,115
Transfer From Fund 001	381001	873,467	799,573	772,467	772,467	794,034	816,488	839,873	864,249
Total Revenues		918,152	848,783	822,167	819,682	841,249	863,703	887,088	911,464

Appropriations by Department/Division	Acct #	Actual FY 2008	Adopted FY 2009	Requested FY 2010	Budget FY 2010	Planned FY 2011	Planned FY 2012	Planned FY 2013	Planned FY 2014
Mosquito Control Grant	214-562	20,869	35,000	35,000	35,000	35,000	35,000	35,000	35,000
Mosquito Control	216-562	899,519	603,651	528,177	528,177	538,451	549,057	560,007	571,325
Mosquito Control - Risk	495-562	28,253	20,729	17,205	17,205	18,926	20,819	22,901	25,192
Indirect Costs - Mosquito Control	499-562	154,792	189,403	239,300	239,300	248,872	258,827	269,180	279,947
Total Appropriations		1,103,433	848,783	819,682	819,682	841,249	863,703	887,088	911,464
Revenues Less Appropriation		(185,281)	-	2,485	-	-	-	-	-

**Leon County Government
Fiscal Year 2010 Budget**

Stormwater Utility (123)

Fund Type: Special Revenue

The Stormwater Utility Fund is a special revenue fund established in support of the administration of the unincorporated areas Stormwater Maintenance, Engineering, Facility Improvements, and Water Quality Monitoring programs. Major revenue sources for the Stormwater Utility Fund include non-restricted revenues (i.e. local ½ cent sales, State revenue sharing, etc.) and the non ad valorem assessment for stormwater utility.

Revenue Sources	Acct #	Actual FY 2008	Adopted FY 2009	Requested FY 2010	Budget FY 2010	Planned FY 2011	Planned FY 2012	Planned FY 2013	Planned FY 2014
Delinquent Taxes 2003	311203	1	-	-	-	-	-	-	-
Delinquent Taxes 2005	311205	33	-	-	-	-	-	-	-
Delinquent Taxes 2006	311206	239	-	-	-	-	-	-	-
Non Ad-valorem Tax	319100	850,622	885,292	969,000	920,550	930,050	938,600	948,100	957,600
Delinquent Assessments 2002	319202	45	-	-	-	-	-	-	-
Delinquent Assessments 2003	319203	(26)	-	-	-	-	-	-	-
Delinquent Assessments 2004	319204	(754)	-	-	-	-	-	-	-
Delinquent Assessments 2005	319205	164	-	-	-	-	-	-	-
Delinquent Assessments 2006	319206	2,759	-	-	-	-	-	-	-
City Pmt Water Atlas	337287	12,306	23,018	29,970	29,970	29,970	29,970	29,970	29,970
Interest Income - Investment	361110	5,352	-	-	-	-	-	-	-
Pool Interest Allocation	361111	163,260	49,495	75,300	71,535	71,535	71,535	71,535	71,535
Net Incr (decr) In Fmv of Investment	361300	(8,626)	-	-	-	-	-	-	-
Tax Collector F.S. 125.315	361320	876	-	-	-	-	-	-	-
Transfer From Fund 106	381106	1,464,820	1,561,354	1,117,934	1,117,934	1,133,108	1,164,503	1,211,179	1,231,106
Transfer From Fund 126	381126	3,577,910	3,676,270	3,058,817	3,058,817	3,145,567	3,244,966	3,354,414	3,454,289
Total Revenues		6,068,980	6,195,429	5,251,021	5,198,806	5,310,230	5,449,574	5,615,198	5,744,500

Appropriations by Department/Division	Acct #	Actual FY 2008	Adopted FY 2009	Requested FY 2010	Budget FY 2010	Planned FY 2011	Planned FY 2012	Planned FY 2013	Planned FY 2014
Stormwater Maint.	213-562	957,216	-	15,815	-	-	-	-	-
Stormwater Maintenance	433-538	2,585,605	4,164,226	2,819,439	2,819,439	2,844,857	2,914,548	3,028,625	3,061,565
Stormwater Utility - Risk	495-538	50,737	51,069	41,661	41,661	45,736	50,218	55,149	60,573
Indirect Costs - Stormwater Utility	499-538	447,320	495,125	498,300	498,300	518,232	538,961	560,519	582,940
Tax Collector	513-586	17,080	16,391	16,883	16,883	17,389	17,910	18,447	19,000
Water Quality & TMDL Monitoring	726-537	387,430	454,665	48,000	48,000	50,000	54,000	58,001	62,298
Transfers	950-581	4,116,574	963,953	1,724,523	1,724,523	1,784,016	1,823,937	1,844,457	1,908,124
Budgeted Reserves - Stormwater Utility	990-599	-	50,000	50,000	50,000	50,000	50,000	50,000	50,000
Total Appropriations		8,561,961	6,195,429	5,214,621	5,198,806	5,310,230	5,449,574	5,615,198	5,744,500
Revenues Less Appropriation		(2,492,980)	-	36,400	-	-	-	-	-

Notes:

The reorganization of the Pubic Works Department Transportation and Stormwater divisions allowed the transfer from the Transportation Trust Fund and the general revenue subsidy to decline by \$443,420 and \$617,453, respectively.

**Leon County Government
Fiscal Year 2010 Budget**

SHIP Trust (124)

Fund Type: Special Revenue

The State Housing Initiatives Partnership (SHIP) Trust Fund is a special revenue fund established in accordance with F.S. 420.9075(5) to account for the distribution of State funds to local housing programs. Expenditures are limited to the administration and implementation of local housing programs.

Revenue Sources	Acct #	Actual FY 2008	Adopted FY 2009	Requested FY 2010	Budget FY 2010	Planned FY 2011	Planned FY 2012	Planned FY 2013	Planned FY 2014
SHIP - Doc Stamp Revenue	345100	828,663	868,520	-	-	-	-	-	-
SHIP Recaptured Revenue	345150	132,158	-	-	-	-	-	-	-
Pool Interest Allocation	361111	60,772	-	-	-	-	-	-	-
Total Revenues		1,021,594	868,520	-	-	-	-	-	-

Appropriations by Department/Division	Acct #	Actual FY 2008	Adopted FY 2009	Requested FY 2010	Budget FY 2010	Planned FY 2011	Planned FY 2012	Planned FY 2013	Planned FY 2014
SHIP 2005-2008	932028-554	(45,286)	-	-	-	-	-	-	-
SHIP 2005-2008	932028-581	(829)	-	-	-	-	-	-	-
SHIP 2006-2009	932029-554	328,646	-	-	-	-	-	-	-
SHIP 2007-2010	932040-554	622,089	-	-	-	-	-	-	-
SHIP Revenue 2007-2010	932040-581	87,517	-	-	-	-	-	-	-
SHIP 2008-2011	932041-554	29,457	781,668	-	-	-	-	-	-
Transfers	950-581	-	86,852	-	-	-	-	-	-
Total Appropriations		1,021,594	868,520	-	-	-	-	-	-
Revenues Less Appropriation		-	-	-	-	-	-	-	-

Notes:

The State of Florida had not allocated grant funds for this program during the tentative budget development. The State recently provided notification that funding for this program would be reduced to \$138,863; a reduction of 84% from FY 2009. This grant will be brought before the Board during a regularly scheduled meeting in order to appropriate the budget.

**Leon County Government
Fiscal Year 2010 Budget**

Grants (125)

Fund Type: Special Revenue

The Grants Fund is a special revenue fund established to account for the County Emergency Management State Grants, the Department of Environmental Storage Tank Program, and the Slosberg Driver Education Fund. The fund also accounts for other restricted revenues such as Friends of the Library and payments to the Tree Bank. As grants are actually received during the fiscal year, appropriate action is taken by the Board of County Commissioners to realize these additional grant proceeds into the budget. This fund includes the corresponding County matching funds for the various grants.

Revenue Sources	Acct #	Actual FY 2008	Adopted FY 2009	Requested FY 2010	Budget FY 2010	Planned FY 2011	Planned FY 2012	Planned FY 2013	Planned FY 2014
EMS Domestic Preparedness Grant	331203	62,740	-	-	-	-	-	-	-
Law Enforcement Block Grant	331280	151,732	51,549	124,000	124,000	124,000	124,000	124,000	124,000
EPA Grant	331284	19,391	-	-	-	-	-	-	-
EPA Grant	331346	13,750	-	-	-	-	-	-	-
DCA-Local Update Census Addresses	331394	22,731	-	-	-	-	-	-	-
Small Cities CDBG-ED	331511	45,474	-	-	-	-	-	-	-
CDBG Housing Rehabilitation	331520	408,458	-	-	-	-	-	-	-
Library E-Rate Program	331717	64,900	-	-	-	-	-	-	-
St Marks Headwaters Longleaf Restoration	331771	13,097	-	-	-	-	-	-	-
Federal Forestry Shared	332200	17,051	-	-	-	-	-	-	-
Spring Protection Zone Map Grant	334110	7,425	-	-	-	-	-	-	-
DOH-Emergency Medical Services	334201	74,968	-	80,000	80,000	80,000	80,000	80,000	80,000
DOH-State EMS Matching Grant	334202	149,029	-	-	-	-	-	-	-
Hazmat Grant	334211	24,793	-	-	-	-	-	-	-
DCF Drug Court	334240	24,121	-	-	-	-	-	-	-
DOC Adult Drug Court	334250	14,430	-	-	-	-	-	-	-
Innovative Recycling Grant	334340	156,133	-	-	-	-	-	-	-
NWFWMD Killearn Lakes	334350	96,463	-	-	-	-	-	-	-
NWFWMD Harbinwood Estates	334351	563,374	-	-	-	-	-	-	-
Highway Beautification Grant	334391	139,989	-	-	-	-	-	-	-
Dep Storage Tank Program	334392	131,985	135,000	138,292	138,292	138,292	138,292	138,292	138,292
Rhoden Cove Water Project	334398	110,057	-	-	-	-	-	-	-
Boating Improvement	334792	91,972	-	-	-	-	-	-	-
DEP-Lake Henrietta Trail System	334793	180,000	-	-	-	-	-	-	-
DCF Mental Health Grant	334890	45,661	-	-	-	-	-	-	-
Tree Bank Donations	337410	6,795	-	-	-	-	-	-	-
Friends of the Library	337714	2,922	-	-	-	-	-	-	-
Friends Endowment	337716	31,914	-	-	-	-	-	-	-
Friends/Tribute	337717	3,296	-	-	-	-	-	-	-
Parks and Recreation	347200	9,611	-	-	-	-	-	-	-
Slosberg \$3 Driver Education	348531	148,701	154,492	132,500	125,875	128,250	130,910	133,475	136,230
Slosberg Driver Ed-cfwd	348532	26,299	-	-	-	-	-	-	-
Interest Income - Bank	361100	5,430	-	-	-	-	-	-	-
Interest Income - Investment	361110	8,073	-	-	-	-	-	-	-
Pool Interest Allocation	361111	119,225	-	-	-	-	-	-	-
Interest Income - Other	361120	(3,026)	-	-	-	-	-	-	-
Interest - Tax Collector	361140	59	-	-	-	-	-	-	-
Net Incr (decr) In Fmv of Investment	361300	(13,011)	-	-	-	-	-	-	-
Capacity Fee	363244	109,528	315,687	-	-	-	-	-	-
Southwood Proportionate Share Payment	363250	2,011,098	-	-	-	-	-	-	-
Library E-Rate Program	369910	(59,664)	-	-	-	-	-	-	-
Choose Life License Plates	369920	-	-	-	-	-	-	-	-
Choose Life Plates-cfwd	369921	21,712	-	-	-	-	-	-	-
Transfer From Fund 001	381001	26,099	-	-	-	-	-	-	-
Transfer From Fund 126	381126	224,812	147,816	224,998	224,998	233,217	241,711	250,489	259,557
Transfer From Fund 135	381135	92,626	-	-	-	-	-	-	-
Appropriated Fund Balance	399900	-	156,982	-	-	-	-	-	-

**Leon County Government
Fiscal Year 2010 Budget**

Grants (125)

Total Revenues		5,402,222	961,526	699,790	693,165	703,759	714,913	726,256	738,079
Appropriations by Department/Division	Acct #	Actual FY 2008	Adopted FY 2009	Requested FY 2010	Budget FY 2010	Planned FY 2011	Planned FY 2012	Planned FY 2013	Planned FY 2014
Capital Cascades Greenway	042003-572	180,000	-	-	-	-	-	-	-
Fred George Park	043007-572	55,274	-	-	-	-	-	-	-
Greenways and Trails Management	046009-572	11,015	-	-	-	-	-	-	-
Pullen Road at Old Bainbridge Road	053002-541	26,735	-	-	-	-	-	-	-
Buck Lake Road	055001-541	29,408	-	-	-	-	-	-	-
Intersection and Safety Improvements	057001-541	53,385	315,687	-	-	-	-	-	-
Rhoden Cove Wetland Restoration	063009-538	110,057	-	-	-	-	-	-	-
Emergency Medical Services Equipment	096010-526	74,166	80,000	80,000	80,000	80,000	80,000	80,000	80,000
Emergency Management	864-525	123,711	121,155	121,155	121,155	121,155	121,155	121,155	121,155
DEP Storage Tank	866-524	131,985	138,292	146,373	146,373	150,380	154,521	158,799	163,217
Library E-Rate Program	912013-571	5,237	-	-	-	-	-	-	-
Friends-main Library	913032-571	3,296	-	-	-	-	-	-	-
Friends Literacy Contract 2005	913045-571	2,922	-	-	-	-	-	-	-
Friends Endowment 2005	913115-571	31,914	-	-	-	-	-	-	-
Federal Forestry	914014-537	17,051	-	-	-	-	-	-	-
Climate Action Summit	915011-537	1,457	-	-	-	-	-	-	-
Slosberg Drivers Education Grant	915013-529	-	154,492	125,875	125,875	128,250	130,910	133,475	136,230
Slosberg Driver Education Act	915013-569	175,000	-	-	-	-	-	-	-
DEP Spring Protection Zone Map Grant	915024-537	7,425	-	-	-	-	-	-	-
DCA-Local Update Census Addresses	916008-539	22,731	-	-	-	-	-	-	-
Southwood PMT - Woodville Hwy	918001-541	2,011,098	-	-	-	-	-	-	-
Highway Beautification Grant	921027-572	279,978	-	-	-	-	-	-	-
Boating Improvement	921043-572	92,031	-	-	-	-	-	-	-
Tree Bank	921053-541	6,795	-	-	-	-	-	-	-
Miccosukee Community Center	921116-572	2,633	-	-	-	-	-	-	-
Ft. Braden Community Center	921146-572	5,358	-	-	-	-	-	-	-
Bradfordville Community Center	921156-572	1,620	-	-	-	-	-	-	-
DEP Recycling Grant Program	922027-534	109,258	-	-	-	-	-	-	-
DEP Innovative Recycling-CRT Glass	922028-534	46,875	-	-	-	-	-	-	-
EPA Grant	922056-534	13,750	-	-	-	-	-	-	-
NWFWMD Killearn Lakes	928016-538	343,463	-	-	-	-	-	-	-
NWFWMD Harbinwood Estates	928017-538	563,374	-	-	-	-	-	-	-
CDBG Housing Rehabilitation	932034-554	408,458	-	-	-	-	-	-	-
Small Cities CDBG-ED	932156-554	45,474	-	-	-	-	-	-	-
Choose Life	933013-569	21,712	-	-	-	-	-	-	-
DCF - Drug Court	943078-622	24,121	-	-	-	-	-	-	-
DCF Mental Health Grant	944108-629	47,702	-	-	-	-	-	-	-
DOC - Adult Drug Court	946038-622	11,760	-	-	-	-	-	-	-
DCF - Drug Court	946039-622	3,228	-	-	-	-	-	-	-
Emergency Medical Services State Grant	951035-526	803	-	-	-	-	-	-	-
DOH-EMS Matching Grant M8018	951040-526	198,705	-	-	-	-	-	-	-
Hazardous Materials Site Study	951045-525	24,793	-	-	-	-	-	-	-
EMS Domestic Preparedness Grant	961079-526	62,740	-	-	-	-	-	-	-
JAG Grant (City of Tallahassee) - Pretrial	981018-521	(4,478)	-	-	-	-	-	-	-
FDLE JAG Grant - Pretrial	982028-521	156,209	-	-	-	-	-	-	-
FDLE JAG Grant - Pretrial	982029-521	-	61,900	-	-	-	-	-	-
JAG LCSO Law Enforcement Unit Equip	982048-586	19,391	-	-	-	-	-	-	-

**Leon County Government
Fiscal Year 2010 Budget**

Grants (125)

Appropriations by Department/Division	Acct #	Actual FY 2008	Adopted FY 2009	Requested FY 2010	Budget FY 2010	Planned FY 2011	Planned FY 2012	Planned FY 2013	Planned FY 2014
FDLE JAG Grant - Pretrial	982050-521	-	-	129,762	129,762	133,974	138,327	142,827	147,477
Grant Match Funds	991-595	-	90,000	90,000	90,000	90,000	90,000	90,000	90,000
Total Appropriations		5,559,619	961,526	693,165	693,165	703,759	714,913	726,256	738,079
Revenues Less Appropriation		(157,397)	-	6,625	-	-	-	-	-

**Leon County Government
Fiscal Year 2010 Budget**

Non-Countywide General Revenue (126)

Fund Type: Special Revenue

The Non-County-wide General Revenue Fund is a special revenue fund originally established as part of the FY2002 budget process and was originally the Unrestricted Revenue Fund 070. Prior to FY2002, the 1/2 Cent Sales Tax, State Revenue Sharing, and other unrestricted resources were directly budgeted into the specific funds they supported. Beginning in FY2002, the revenues were brought into this fund and budgetary transfers were established to the funds supported by these revenues. This approach allows for the entire revenue to be shown in one place and all funds being supported to be similarly reflected. These revenues are not deposited directly into the General Fund in order to discretely show support for activities not eligible for County-wide property tax revenue. This fund was renumbered to Fund 126 as part of the FY2004 budget process.

Revenue Sources	Acct #	Actual FY 2008	Adopted FY 2009	Requested FY 2010	Budget FY 2010	Planned FY 2011	Planned FY 2012	Planned FY 2013	Planned FY 2014
Solid Waste	313700	335,633	326,800	331,000	314,450	312,550	310,650	307,800	305,900
Local Communication Svcs Tax	315000	3,946,607	3,906,400	4,858,893	4,615,948	4,736,313	4,258,660	4,386,435	4,518,010
Business Licenses	321200	212,187	213,750	-	-	-	-	-	-
State Revenue Sharing	335120	4,558,489	4,520,100	4,081,000	3,876,950	4,000,450	4,193,300	4,361,450	4,535,300
Insurance Agents County	335130	96,520	71,250	73,000	69,350	69,350	69,350	69,350	69,350
Mobile Home Licenses	335140	48,637	51,300	61,000	57,950	57,950	58,900	58,900	58,900
Alcoholic Beverage Licenses	335150	28,131	89,300	91,000	86,450	89,300	92,150	95,000	97,850
Racing Tax F.S. 212.20(6)	335160	223,250	212,183	223,350	212,183	212,183	212,183	212,183	212,183
Local 1/2 Cent Sales Tax	335180	11,693,726	11,701,150	10,225,000	9,713,750	10,102,300	10,507,000	10,926,900	11,363,900
Total Revenues		21,143,181	21,092,233	19,944,243	18,947,031	19,580,396	19,702,193	20,418,018	21,161,393

Appropriations by Department/Division	Acct #	Actual FY 2008	Adopted FY 2009	Requested FY 2010	Budget FY 2010	Planned FY 2011	Planned FY 2012	Planned FY 2013	Planned FY 2014
Transfers	950-581	23,606,678	21,092,233	18,947,031	18,947,031	19,580,396	19,702,193	20,418,018	21,161,393
Total Appropriations		23,606,678	21,092,233	18,947,031	18,947,031	19,580,396	19,702,193	20,418,018	21,161,393
Revenues Less Appropriation		(2,463,497)	-	997,212	-	-	-	-	-

Notes:

Due to the recession economy and the related impact to sales tax collections, this fund has seen a 10% decline in revenue associated with state revenue sharing and the half-cent sales tax. Projections indicate that this fund will not recover revenues comparable to pre-recession FY 2008 levels until FY 2014.

**Leon County Government
Fiscal Year 2010 Budget**

9-1-1 Emergency Communications (130)

Fund Type: Special Revenue

The 9-1-1 Emergency Communications Fund is a special revenue fund established in accordance with the Florida Emergency Telephone Act F.S. § 365.171. Major revenue sources of the 9-1-1 Emergency Communications Fund include proceeds from the wireless Enhanced 9-1-1 fee (50 cents/month per service subscriber) pursuant to F.S. § 365.172 - 365.173 and the 9-1-1 fee (50 cents/month per service line) pursuant to F.S. § 365.171(13). The fund is used to account for resources and expenditures associated with 9-1-1 emergency services within Leon County.

Revenue Sources	Acct #	Actual FY 2008	Adopted FY 2009	Requested FY 2010	Budget FY 2010	Planned FY 2011	Planned FY 2012	Planned FY 2013	Planned FY 2014
Emergency Service Fees	342400	615,282	605,150	579,000	550,050	533,900	517,750	501,600	487,350
911 Fees - DMS	342401	676,450	660,250	706,000	670,700	684,950	698,250	712,500	726,750
Pool Interest Allocation	361111	19,084	16,530	20,100	19,095	19,095	19,095	19,095	19,095
Transfer From Fund 330	381330	60,893	16,247	79,055	79,055	82,351	86,653	90,063	91,633
Total Revenues		1,371,709	1,298,177	1,384,155	1,318,900	1,320,296	1,321,748	1,323,258	1,324,828

Appropriations by Department/Division	Acct #	Actual FY 2008	Adopted FY 2009	Requested FY 2010	Budget FY 2010	Planned FY 2011	Planned FY 2012	Planned FY 2013	Planned FY 2014
Enhanced 9-1-1	180-586	1,207,239	1,267,004	1,284,000	1,284,000	1,284,000	1,284,000	1,284,000	1,284,000
Indirect Costs - Emergency 911	499-525	-	31,173	34,900	34,900	36,296	37,748	39,258	40,828
Total Appropriations		1,207,239	1,298,177	1,318,900	1,318,900	1,320,296	1,321,748	1,323,258	1,324,828
Revenues Less Appropriation		164,470	-	65,255	-	-	-	-	-

**Leon County Government
Fiscal Year 2010 Budget**

Radio Communication Systems (131)

In accordance with F.S. § 318.21(10) \$12.50 from each moving traffic violation shall be distributed and paid monthly via the Clerk of Court's fine distribution system. The fund is used to account for resources and expenditures associated with Leon County's participation in an intergovernmental radio communications programs that have been previously approved by the State of Florida, Department of Management Services. This program for Leon County is the 800 MHz radio system.

Revenue Sources	Acct #	Actual FY 2008	Adopted FY 2009	Requested FY 2010	Budget FY 2010	Planned FY 2011	Planned FY 2012	Planned FY 2013	Planned FY 2014
Radio Communications Program	351600	-	-	403,700	383,515	387,315	395,105	402,990	411,065
Appropriated Fund Balance	399900	-	-	-	-	280,685	272,895	265,010	256,935
Total Revenues		-	-	403,700	383,515	668,000	668,000	668,000	668,000

Appropriations by Department/Division	Acct #	Actual FY 2008	Adopted FY 2009	Requested FY 2010	Budget FY 2010	Planned FY 2011	Planned FY 2012	Planned FY 2013	Planned FY 2014
800 Mhz System Maintenance	529-519	-	-	383,515	383,515	668,000	668,000	668,000	668,000
Total Appropriations		-	-	383,515	383,515	668,000	668,000	668,000	668,000
Revenues Less Appropriation		-	-	20,185	-	-	-	-	-

Notes:

Until this year, revenue collected in this fund was previously recorded in a special revenue capital fund (Fund 331). Subsequent to the digital upgrade of the shared intergovernmental radio communications system, revenues collected will not be expended on the annual maintenance contract. Accumulated fund balance will be utilized to offset available revenues to fund the required system maintenance.

**Leon County Government
Fiscal Year 2010 Budget**

Emergency Medical Services MSTU (135)

Fund Type: Special Revenue

The Emergency Medical Services MSTU Fund is a special revenue fund established in FY2004 for emergency medical and transport services. The primary revenue source is transport fees paid primarily by medical insurance, Medicare and the Emergency Medical Services Municipal Services Taxing Unit.

Revenue Sources	Acct #	Actual FY 2008	Adopted FY 2009	Requested FY 2010	Budget FY 2010	Planned FY 2011	Planned FY 2012	Planned FY 2013	Planned FY 2014
MSTU Ad Valorem	311130	7,787,936	7,500,251	7,340,987	6,973,938	6,768,176	6,835,858	7,040,934	7,252,162
Delinquent Taxes 2002	311202	7	-	-	-	-	-	-	-
Delinquent Taxes 2003	311203	87	-	-	-	-	-	-	-
Delinquent Taxes 2004	311204	80	-	-	-	-	-	-	-
Delinquent Taxes 2005	311205	(508)	-	-	-	-	-	-	-
Delinquent Taxes 2006	311206	(432)	-	-	-	-	-	-	-
Ambulance Fees	342600	7,678,270	7,759,600	8,080,000	7,676,000	7,829,900	7,986,650	8,146,250	8,308,700
Special Events	342604	77,003	40,850	78,800	74,860	76,380	77,900	79,420	81,035
Patient Transports	342605	15,518	11,594	15,200	14,440	14,915	15,390	15,770	16,815
Collections	342606	793	-	-	-	-	-	-	-
Fees	349600	25,000	-	-	-	-	-	-	-
Interest Income - Investment	361110	23,388	-	-	-	-	-	-	-
Pool Interest Allocation	361111	356,294	167,200	136,200	129,390	129,390	129,390	129,390	129,390
Net Incr (decr) In Fmv of Investment	361300	(37,696)	-	-	-	-	-	-	-
Tax Collector F.S. 125.315	361320	7,982	-	-	-	-	-	-	-
Other Miscellaneous Revenue	369900	(23,200)	-	-	-	-	-	-	-
Appropriated Fund Balance	399900	-	-	-	-	483,580	706,054	463,101	782,829
Total Revenues		15,910,522	15,479,495	15,651,187	14,868,628	15,302,341	15,751,242	15,874,865	16,570,931

Appropriations by Department/Division	Acct #	Actual FY 2008	Adopted FY 2009	Requested FY 2010	Budget FY 2010	Planned FY 2011	Planned FY 2012	Planned FY 2013	Planned FY 2014
Emergency Medical Services Vehicle & Equipment Replacement	026014-526	1,222,177	482,895	507,039	507,039	709,856	612,250	514,292	633,798
Emergency Medical Services Technology	076058-526	10,365	12,500	12,500	12,500	12,500	12,500	12,500	12,500
Emergency Medical Services Equipment	096010-526	12,910	-	-	-	-	-	-	-
Additional Ambulance & Equipment	096013-526	146,001	-	-	-	-	182,000	-	199,650
Emergency Medical Services Truck	096017-526	41,969	-	-	-	-	-	-	-
Digital Radio Communications System	096018-525	41,819	-	-	-	-	-	-	-
Emergency Medical Services	185-526	10,952,766	12,700,885	12,880,105	12,880,105	13,212,300	13,524,774	13,873,817	14,193,488
MIS Automation - EMS Fund	470-526	6,145	9,880	9,500	9,500	9,500	9,500	9,500	9,500
EMS - Risk	495-526	65,796	68,518	58,743	58,743	64,617	71,079	78,187	86,006
Indirect Costs - EMS	499-526	853,229	1,044,011	876,700	876,700	911,768	948,239	986,169	1,025,616
Tax Collector	513-586	164,900	164,900	173,150	173,150	181,800	190,900	200,400	210,373
Transfers	950-581	92,626	-	-	-	-	-	-	-
Budgeted Reserves - EMS Fund	990-599	-	995,906	354,454	350,891	200,000	200,000	200,000	200,000
Total Appropriations		13,610,703	15,479,495	14,872,191	14,868,628	15,302,341	15,751,242	15,874,865	16,570,931
Revenues Less Appropriation		2,299,819	-	778,996	-	-	-	-	-

Notes:

Due to a decline in property valuations by \$1 billion from the previous year, this fund will see a reduction in the amount of property tax revenues collected. This will provide tax savings to property owners in the amount of \$526,000. In addition, changes in Medicaid billing requirements indicated that ambulance fees will just moderately increase in out-years. Projections indicate that the Emergency Medical Services fund will have to utilize accumulated fund balance in the out-years to keep pace with expenditure increases associated with increased personnel costs and additional ambulances.

**Leon County Government
Fiscal Year 2010 Budget**

Municipal Services (140)

Fund Type: Special Revenue

The Municipal Services Fund is a special revenue fund established in support of various municipal services provided in the unincorporated area of Leon County. These services include: parks and recreation, and animal control. The major revenue source for the Municipal Services Fund is the Public Services Tax.

Revenue Sources	Acct #	Actual FY 2008	Adopted FY 2009	Requested FY 2010	Budget FY 2010	Planned FY 2011	Planned FY 2012	Planned FY 2013	Planned FY 2014
Delinquent Taxes	311200	6	-	-	-	-	-	-	-
Delinquent Taxes 2001	311201	16	-	-	-	-	-	-	-
Delinquent Taxes 2002	311202	60	-	-	-	-	-	-	-
Public Service Tax - Electric	314100	4,500,799	4,380,450	4,466,000	4,242,700	4,306,350	4,370,950	4,436,500	4,503,000
Public Service Tax - Water	314300	687,665	665,950	707,000	671,650	682,100	692,550	703,000	713,450
Public Service Tax - Gas	314400	449,592	361,000	533,000	506,350	506,350	506,350	506,350	506,350
Public Service Tax - Fuel Oil	314700	760	2,850	1,500	1,425	1,425	1,425	1,425	1,425
Public Service Tax - 2% Discount	314999	(28,758)	(33,250)	(32,000)	(30,400)	(30,400)	(30,400)	(30,400)	(30,400)
City EMS Reimbursement	337286	800,980	851,444	-	-	-	-	-	-
DOT-Reimbursement Route 27	343913	6,690	-	5,352	5,352	5,352	5,352	5,352	5,352
Parks and Recreation	347200	6,482	9,115	6,300	5,985	6,365	6,650	6,935	7,315
Coe's Landing Park	347201	24,438	22,750	23,400	22,230	22,705	23,180	23,655	24,130
Animal Control Education	351310	727	475	705	670	670	670	670	670
Interest Income - Investment	361110	6,882	-	-	-	-	-	-	-
Pool Interest Allocation	361111	142,334	46,455	72,100	68,495	68,495	68,495	68,495	68,495
Net Incr (decr) In Fmv of Investment	361300	(11,092)	-	-	-	-	-	-	-
Tax Collector F.S. 125.315	361320	9	-	-	-	-	-	-	-
Other Miscellaneous Revenue	369900	1,272	-	-	-	-	-	-	-
Transfer From Fund 126	381126	4,298,306	4,033,008	-	-	-	71,955	153,519	289,045
Total Revenues		10,887,168	10,340,247	5,783,357	5,494,457	5,569,412	5,717,177	5,875,501	6,088,832

Appropriations by Department/Division	Acct #	Actual FY 2008	Adopted FY 2009	Requested FY 2010	Budget FY 2010	Planned FY 2011	Planned FY 2012	Planned FY 2013	Planned FY 2014
Animal Services	201-562	862,783	1,007,928	1,086,220	1,086,220	1,107,701	1,134,541	1,162,209	1,190,716
Parks and Recreation Services	436-572	2,218,536	2,184,767	2,241,405	2,241,405	2,341,389	2,457,578	2,510,200	2,580,012
MIS Automation - Animal Control	470-520	-	-	1,510	1,510	1,510	1,510	1,510	1,510
MIS Automation - General Fund	470-562	1,868	1,958	-	-	-	-	-	-
MIS Automation - Parks and Recreation	470-572	834	1,985	1,530	1,530	1,530	1,530	1,530	1,530
Municipal Services - Risk	495-572	89,465	87,016	70,012	70,012	77,014	84,715	93,187	102,506
Indirect Costs - Municipal Services (Animal Control)	499-562	166,622	188,921	141,800	141,800	147,472	153,371	159,506	165,886
Indirect Costs - Municipal Services (Parks & Recreation)	499-572	265,464	324,822	410,400	410,400	426,816	443,889	461,645	480,111
Fire Services Payment	838-522	4,833,953	5,039,613	-	-	-	-	-	-
Payment to City-Animal Shelter CIP	838-562	367,544	63,625	-	-	-	-	-	-
Payment to City- Parks & Recreation	838-572	875,700	950,134	990,515	990,515	1,032,612	1,076,498	1,122,249	1,169,944
Volunteer Fire Department	843-522	85,000	125,838	-	-	-	-	-	-
Transfers	950-581	2,625,117	293,640	410,331	481,065	363,368	293,545	293,465	326,616
Budgeted Reserves - Municipal Service	990-599	-	70,000	140,734	70,000	70,000	70,000	70,000	70,000
Total Appropriations		12,392,887	10,340,247	5,494,457	5,494,457	5,569,412	5,717,177	5,875,501	6,088,832
Revenues Less Appropriation		(1,505,719)	-	288,900	-	-	-	-	-

Notes:

Revenues and expenditures associated with this fund have been reduced due to the establishment of a new special revenue fund to account for fire services (Fund 145). Due to a moderation in utility consumption and a recent reduction in electricity rates by the City of Tallahassee, revenues for this fund are projected to remain flat with a moderate increase in the out-years.

**Leon County Government
Fiscal Year 2010 Budget**

Fire Rescue Services (145)

Fund Type: Special Revenue

The Fire Services Fund is a special revenue fund established in FY2010 as a method to fund enhanced fire protection services in the unincorporated area of Leon County. This includes adding another fire fighter at unincorporated area fire stations. The funding is derived from a fire service fee levied on single-family, commercial and governmental properties in the unincorporated area of the County. Homes are charged a flat rate, and commercial and governmental properties pay per square foot. Square footage associated with the worship area of a church is excluded from the fee. By interlocal agreement with the City of Tallahassee, emergency medical and fire rescue services have been functionally consolidated with both Department Chiefs reporting to the County Administrator and City Manager. In addition, the County provides support to the Volunteer Fire Departments. Prior to this Fire Services were paid for in the Municipal Services Fund (Fund 140).

Revenue Sources	Acct #	Actual FY 2008	Adopted FY 2009	Requested FY 2010	Budget FY 2010	Planned FY 2011	Planned FY 2012	Planned FY 2013	Planned FY 2014
Fire Services Fee	363120	-	-	7,214,470	6,853,747	6,853,747	6,853,747	6,853,747	6,853,747
Total Revenues		-	-	7,214,470	6,853,747	6,853,747	6,853,747	6,853,747	6,853,747
Appropriations by Department/Division	Acct #	Actual FY 2008	Adopted FY 2009	Requested FY 2010	Budget FY 2010	Planned FY 2011	Planned FY 2012	Planned FY 2013	Planned FY 2014
Fire Services Payment	838-522	-	-	6,311,232	6,311,232	6,294,957	6,278,193	6,260,926	6,243,142
Volunteer Fire Department	843-522	-	-	542,515	542,515	558,790	575,554	592,821	610,605
Total Appropriations		-	-	6,853,747	6,853,747	6,853,747	6,853,747	6,853,747	6,853,747
Revenues Less Appropriation		-	-	360,723	-	-	-	-	-

**Leon County Government
Fiscal Year 2010 Budget**

Tourist Development (160)

Fund Type: Special Revenue

The Tourist Development Fund is a special revenue fund established as the repository for the collection of the 5% Local Option Tourist Development Tax on transient lodging sales in Leon County (bed tax). Expenditures related to these revenues, as limited by law, are spent on tourist development initiatives. Annual reserves for contingencies are supported by available fund balance. This amount will be determined on an annual basis as part of the budget process. The fourth-cent is dedicated to the Performing Arts Center and is accounted for separately.

Revenue Sources	Acct #	Actual FY 2008	Adopted FY 2009	Requested FY 2010	Budget FY 2010	Planned FY 2011	Planned FY 2012	Planned FY 2013	Planned FY 2014
Tourist Development (3 Cents & 5th Cent)	312100	2,450,290	2,571,745	3,159,000	3,001,050	3,031,450	3,061,850	3,092,250	3,122,650
Tourist Development (1 Cent)	312110	816,758	857,926	808,000	767,600	775,200	783,750	791,350	798,950
Pool Interest Allocation	361111	170,346	107,160	90,200	85,690	85,690	85,690	85,690	85,690
Tax Collector F.S. 125.315	361320	2,071	-	-	-	-	-	-	-
Rents And Royalties	362000	40,186	40,186	-	-	-	-	-	-
Appropriated Fund Balance	399900	-	1,102,250	69,056	69,056	53,810	47,015	48,518	50,072
Total Revenues		3,479,651	4,679,267	4,126,256	3,923,396	3,946,150	3,978,305	4,017,808	4,057,362

Appropriations by Department/Division	Acct #	Actual FY 2008	Adopted FY 2009	Requested FY 2010	Budget FY 2010	Planned FY 2011	Planned FY 2012	Planned FY 2013	Planned FY 2014
Administration	301-552	459,157	457,650	433,679	477,735	487,657	498,028	508,527	519,383
Advertising	302-552	559,658	556,500	774,515	725,000	725,000	725,000	725,000	725,000
Marketing	303-552	1,304,282	1,337,500	992,282	1,026,611	1,026,611	1,026,611	1,026,611	1,026,611
Special Projects	304-552	622,206	188,445	100,000	100,000	100,000	100,000	100,000	100,000
1 Cent Expenses	305-552	508,425	884,716	767,600	767,600	775,200	783,750	791,350	798,950
MIS Automation - Tourist Development	470-552	9,763	10,712	10,200	10,200	10,200	10,200	10,200	10,200
Tourist Development - Risk	495-552	9,140	7,469	4,999	4,999	5,499	6,049	6,653	7,318
Indirect Costs - Tourist Development	499-552	79,179	93,324	118,300	118,300	123,032	127,953	133,071	138,394
Goodwood Conference Center	888-552	-	300,000	-	-	-	-	-	-
Council on Culture & Arts (COCA)	888-573	526,680	654,500	504,500	504,500	504,500	504,500	504,500	504,500
Transfers	950-581	163,451	163,451	163,451	163,451	163,451	163,451	163,451	163,451
Budgeted Reserves - Tourist Development	990-599	-	25,000	25,000	25,000	25,000	32,763	48,445	63,555
Total Appropriations		4,241,941	4,679,267	3,894,526	3,923,396	3,946,150	3,978,305	4,017,808	4,057,362
Revenues Less Appropriation		(762,290)	-	231,730	-	-	-	-	-

Notes:

On March 19, 2009, the Board adopted the fifth-cent tourist tax. Until October 11, 2011, this additional penny will be used for the promotion and advertising of tourism. After this date, the fifth-cent will be divided evenly between the Performing Arts Center, and the Arts on Gaines Street projects.

Due to the recession economy, tourist tax revenues have declined from FY 2009. Even with the addition of the fifth-cent, revenue for this fund is projected to decline from the previous year. To economize and refocus marketing efforts, the Tourist Development Division has restructured and eliminated contracting out for direct marketing and visitor services. The Tourist Development Division will provide these services directly.

**Leon County Government
Fiscal Year 2010 Budget**

Housing Finance Authority (161)

Fund Type: Special Revenue

The Housing Finance Authority Fund is a special revenue fund established as the repository for the collection of issuer fees that are deposited when single family revenue bonds are placed on the open market for purchase by banks pursuant to Florida Statute Chapter 159 and Leon County Ordinance. Expenditures are limited to single family mortgage loans.

Revenue Sources	Acct #	Actual FY 2008	Adopted FY 2009	Requested FY 2010	Budget FY 2010	Planned FY 2011	Planned FY 2012	Planned FY 2013	Planned FY 2014
Origination/builder Fees	345120	724	-	-	-	-	-	-	-
Project Fees	345125	-	31,635	33,000	31,350	31,065	30,780	30,495	30,210
SHIP Recaptured Revenue	345150	34,100	-	-	-	-	-	-	-
Pool Interest Allocation	361111	12,557	-	-	-	-	-	-	-
Total Revenues		47,381	31,635	33,000	31,350	31,065	30,780	30,495	30,210

Appropriations by Department/Division	Acct #	Actual FY 2008	Adopted FY 2009	Requested FY 2010	Budget FY 2010	Planned FY 2011	Planned FY 2012	Planned FY 2013	Planned FY 2014
Housing Finance Authority	808-554	227,034	31,635	31,350	31,350	31,065	30,780	30,495	30,210
Total Appropriations		227,034	31,635	31,350	31,350	31,065	30,780	30,495	30,210
Revenues Less Appropriation		(179,653)	-	1,650	-	-	-	-	-

**Leon County Government
Fiscal Year 2010 Budget**

Special Assessment Paving (2/3 2/3 Repay) (162)

Fund Type: Special Revenue

The Special Assessment Paving (2/3 2/3 Repay) Fund is a special revenue fund established to account for the repayment of special assessments associated with the County's 2/3 2/3's paving program. The revenue received into this fund is collected as a non-ad valorem special assessment on the annual tax bill. These revenues are repaying the County for loans utilized to construct special assessment paving projects. The revenues are annually transferred to the Capital Projects Fund (305). Prior to FY2002, each road project had a discrete fund for the repayments to be accounted. The County's finance system (Banner) is currently tracking each individual parcel's obligation as a discrete account negating the need for individual funds.

Revenue Sources	Acct #	Actual FY 2008	Adopted FY 2009	Requested FY 2010	Budget FY 2010	Planned FY 2011	Planned FY 2012	Planned FY 2013	Planned FY 2014
Pool Interest Allocation	361111	17,659	12,540	19,300	18,335	18,335	18,335	18,335	18,335
Tax Collector F.S. 125.315	361320	247	-	-	-	-	-	-	-
Other Interest Earnings	361390	110,944	113,902	93,243	88,581	77,434	66,168	54,433	42,433
Special Assessments	363000	340,221	134,176	165,470	157,197	153,902	165,406	169,844	174,266
Total Revenues		469,070	260,618	278,013	264,113	249,671	249,909	242,612	235,034

Appropriations by Department/Division	Acct #	Actual FY 2008	Adopted FY 2009	Requested FY 2010	Budget FY 2010	Planned FY 2011	Planned FY 2012	Planned FY 2013	Planned FY 2014
Tax Collector	513-586	5,221	5,400	6,700	6,700	6,700	7,000	7,200	7,400
Transfers	950-581	302,188	255,218	257,413	257,413	242,971	242,909	235,412	227,634
Total Appropriations		307,409	260,618	264,113	264,113	249,671	249,909	242,612	235,034
Revenues Less Appropriation		161,661	-	13,900	-	-	-	-	-

**Leon County Government
Fiscal Year 2010 Budget**

Primary Health Care MSTU (163)

Fund Type: Special Revenue

The Primary Care MSTU Fund is a special revenue fund established to encompass all of Leon County and provides funding for the delivery of primary health care programs, services, and facilities to uninsured, low income persons under the age of 65 living within Leon County. The enabling ordinance allows for up to 1/2 mil annually to be levied.

Revenue Sources	Acct #	Actual FY 2008	Adopted FY 2009	Requested FY 2010	Budget FY 2010	Planned FY 2011	Planned FY 2012	Planned FY 2013	Planned FY 2014
Delinquent Taxes 2001	311201	1	-	-	-	-	-	-	-
Delinquent Taxes 2002	311202	-	-	-	-	-	-	-	-
Delinquent Taxes 2003	311203	21	-	-	-	-	-	-	-
Delinquent Taxes 2004	311204	35	-	-	-	-	-	-	-
Delinquent Taxes 2005	311205	(122)	-	-	-	-	-	-	-
Pool Interest Allocation	361111	14,942	-	-	-	-	-	-	-
Tax Collector F.S. 125.315	361320	-	-	-	-	-	-	-	-
Infant Mortality Workshop	366600	450	-	-	-	-	-	-	-
Appropriated Fund Balance	399900	-	60,000	-	-	-	-	-	-
Total Revenues		15,327	60,000	-	-	-	-	-	-

Appropriations by Department/Division	Acct #	Actual FY 2008	Adopted FY 2009	Requested FY 2010	Budget FY 2010	Planned FY 2011	Planned FY 2012	Planned FY 2013	Planned FY 2014
Primary Health Care	971-562	356,686	60,000	-	-	-	-	-	-
Total Appropriations		356,686	60,000	-	-	-	-	-	-
Revenues Less Appropriation		(341,359)	-	-	-	-	-	-	-

Notes:

Previously, services associated with this fund were paid for by ad valorem revenues collected by the imposition of a 0.12 mill Primary Health Care Tax via a Municipal Service Taxing Unit (MSTU). The MSTU is currently levied at 0.0 mills and primary health care is currently supported by ad valorem property taxes (see page 5-4, General Fund).

**Leon County Government
Fiscal Year 2010 Budget**

Special Assessment - Killearn Lakes Units I and II Sewer (164)

Fund Type: Special Revenue

This Special Assessment Fund was established to account for revenues and expenditures associated with of the special assessment levied on property owners in Killearn Lakes Units I and II to pay for the costs associated with maintaining the new City of Tallahassee sewer service distribution system completed in October 2006. The assessment is collected and remitted to the City of Tallahassee in accordance with an interlocal agreement with the City of Tallahassee. The charge levied to each parcel within Units I and II is \$179.43.

Revenue Sources	Acct #	Actual FY 2008	Adopted FY 2009	Requested FY 2010	Budget FY 2010	Planned FY 2011	Planned FY 2012	Planned FY 2013	Planned FY 2014
Pool Interest Allocation	361111	3,750	-	-	-	-	-	-	-
Tax Collector F.S. 125.315	361320	233	-	-	-	-	-	-	-
Special Assessment - Killearn Lakes Sewer	363230	241,513	242,280	255,032	242,280	242,280	242,280	242,280	242,280
Total Revenues		245,495	242,280	255,032	242,280	242,280	242,280	242,280	242,280

Appropriations by Department/Division	Acct #	Actual FY 2008	Adopted FY 2009	Requested FY 2010	Budget FY 2010	Planned FY 2011	Planned FY 2012	Planned FY 2013	Planned FY 2014
Tax Collector	513-586	4,578	5,000	5,000	5,000	5,000	5,000	5,000	5,000
Sewer Services Killearn Lakes Units I and II	838-535	237,280	237,280	237,280	237,280	237,280	237,280	237,280	237,280
Total Appropriations		241,858	242,280	242,280	242,280	242,280	242,280	242,280	242,280
Revenues Less Appropriation		3,638	-	12,752	-	-	-	-	-

**Leon County Government
Fiscal Year 2010 Budget**

Bank of America Building Operations (165)

Fund Type: Special Revenue

On June 26, 2003, the Board of County Commissioners purchased the Bank of America Building on Calhoun Street. The operating fund will be used to facilitate and account for the ongoing operations of this building. In FY2004 and for a predetermined future period, revenues associated with this fund will primarily be generated by the remaining leases associated with the current tenants of the building. Expenses associated with this fund are comprised of necessities required in the upkeep, maintenance, and management of the facility. Revenue from this fund is transferred to the associated debt service fund to pay the existing debt service for the bonds issued to purchase the building.

Revenue Sources	Acct #	Actual FY 2008	Adopted FY 2009	Requested FY 2010	Budget FY 2010	Planned FY 2011	Planned FY 2012	Planned FY 2013	Planned FY 2014
Parking Facilities	344500	126,236	101,232	96,000	96,000	96,000	96,000	96,000	96,000
Interest Income - Investment	361110	6,076	-	-	-	-	-	-	-
Pool Interest Allocation	361111	76,461	45,220	60,800	57,760	57,760	57,760	57,760	57,760
Net Incr (decr) In Fmv of Investment	361300	(9,793)	-	-	-	-	-	-	-
Rents and Royalties	362000	1,659,912	1,348,778	1,648,540	1,571,063	1,655,100	1,655,100	1,655,100	1,655,100
Transfer From Fund 001	381001	283,196	203,622	-	-	-	-	-	-
Total Revenues		2,142,088	1,698,852	1,805,340	1,724,823	1,808,860	1,808,860	1,808,860	1,808,860

Appropriations by Department/Division	Acct #	Actual FY 2008	Adopted FY 2009	Requested FY 2010	Budget FY 2010	Planned FY 2011	Planned FY 2012	Planned FY 2013	Planned FY 2014
Bank of America	154-519	892,794	936,255	944,435	944,435	968,653	993,598	1,019,291	1,045,754
Bank of America - Risk	495-519	140,498	43,688	-	-	-	-	-	-
Indirect Costs - Bank of America	499-519	-	3,649	4,500	4,500	4,680	4,867	5,062	5,264
Transfers	950-581	715,260	715,260	715,260	715,260	715,260	715,260	715,260	715,260
Budgeted Reserves - BOA Building (Operating)	990-599	-	-	60,628	60,628	120,267	95,135	69,247	42,582
Total Appropriations		1,748,552	1,698,852	1,724,823	1,724,823	1,808,860	1,808,860	1,808,860	1,808,860
Revenues Less Appropriation		393,536	-	80,517	-	-	-	-	-

Notes:

Due to a projected increase in rental income, the normal general revenue transfer to support this fund was not needed.

**Leon County Government
Fiscal Year 2010 Budget**

Bond Series 1999 (206)

Fund Type: Debt Service

The Bond Series 1999 Fund is a debt service fund established to account for the debt service associated with the Capital Improvement Revenue Bond Series 1999. This bond was issued to fund the Northeast Fire Station, the acquisition of the Tourist Development Council building, numerous stormwater projects and the initial funding for a County Courthouse annex. In 2005, a portion of this debt was refunded with the Capital Improvement Revenue Refunding Bond Series 2005. The outstanding balance reflects the unrefunded portion.

Revenue Sources	Acct #	Actual FY 2008	Adopted FY 2009	Requested FY 2010	Budget FY 2010	Planned FY 2011	Planned FY 2012	Planned FY 2013	Planned FY 2014
Transfer From Fund 126	381126	1,968,286	1,806,790	-	-	-	-	-	-
Transfer From Fund 140	381140	116,835	117,141	-	-	-	-	-	-
Transfer From Fund 160	381160	115,954	116,258	-	-	-	-	-	-
Appropriated Fund Balance	399900	-	166,651	-	-	-	-	-	-
Total Revenues		2,201,075	2,206,840	-	-	-	-	-	-

Appropriations by Department/Division	Acct #	Actual FY 2008	Adopted FY 2009	Requested FY 2010	Budget FY 2010	Planned FY 2011	Planned FY 2012	Planned FY 2013	Planned FY 2014
Bond Series 1999	966-582	2,201,075	2,206,840	-	-	-	-	-	-
Total Appropriations		2,201,075	2,206,840	-	-	-	-	-	-
Revenues Less Appropriation		-	-	-	-	-	-	-	-

**Leon County Government
Fiscal Year 2010 Budget**

Bond Series 2003A & 2003B (211)

Fund Type: Debt Service

The Bond Series 2003A & 2003B Fund is a debt service fund established to account for the debt service associated with the Capital Improvement Revenue Bonds Series 2003A (Tax Exempt) and 2003B (Taxable). These bonds were issued to fund the acquisition of the Bank of America building and for major repairs and renovations to the existing County Courthouse facility.

Revenue Sources	Acct #	Actual FY 2008	Adopted FY 2009	Requested FY 2010	Budget FY 2010	Planned FY 2011	Planned FY 2012	Planned FY 2013	Planned FY 2014
Transfer From Fund 001	381001	240,020	240,020	240,020	240,020	240,020	240,020	240,020	240,020
Transfer From Fund 165	381165	715,260	715,260	715,260	715,260	715,260	715,260	715,260	715,260
Total Revenues		955,280	955,280	955,280	955,280	955,280	955,280	955,280	955,280

Appropriations by Department/Division	Acct #	Actual FY 2008	Adopted FY 2009	Requested FY 2010	Budget FY 2010	Planned FY 2011	Planned FY 2012	Planned FY 2013	Planned FY 2014
Bond Series 2003A (Tax Exempt)	975-582	352,709	352,970	352,970	352,970	352,970	352,970	352,970	352,970
Bond Series 2003B (Taxable)	976-582	602,049	602,310	602,310	602,310	602,310	602,310	602,310	602,310
Total Appropriations		954,758	955,280	955,280	955,280	955,280	955,280	955,280	955,280
Revenues Less Appropriation		523	-	-	-	-	-	-	-

**Leon County Government
Fiscal Year 2010 Budget**

Bond Series 1998B (216)

Fund Type: Debt Service

The Bond Series 1998B Fund is a debt service fund established to account for the debt service associated with the Capital Improvement Revenue Refunding Bond Series 1998B. This bond was issued to refund the Library Bond Series 1991, which was originally issued to finance various capital projects including the construction of a public library and improvements to the County owned solid waste management facility.

Revenue Sources	Acct #	Actual FY 2008	Adopted FY 2009	Requested FY 2010	Budget FY 2010	Planned FY 2011	Planned FY 2012	Planned FY 2013	Planned FY 2014
Transfer From Fund 126	381126	2,875,738	2,874,700	2,877,888	2,877,888	2,874,775	2,875,363	2,874,125	-
Total Revenues		2,875,738	2,874,700	2,877,888	2,877,888	2,874,775	2,875,363	2,874,125	-
Appropriations by Department/Division	Acct #	Actual FY 2008	Adopted FY 2009	Requested FY 2010	Budget FY 2010	Planned FY 2011	Planned FY 2012	Planned FY 2013	Planned FY 2014
Bond Series 1998B	951-582	2,875,476	2,874,700	2,877,888	2,877,888	2,874,775	2,875,363	2,874,125	-
Total Appropriations		2,875,476	2,874,700	2,877,888	2,877,888	2,874,775	2,875,363	2,874,125	-
Revenues Less Appropriation		262	-	-	-	-	-	-	-

**Leon County Government
Fiscal Year 2010 Budget**

Bond Series 2005 (220)

Fund Type: Debt Service

The Bond Series 2005 Fund is a debt service fund established to account for the debt service associated with the Capital Improvement Revenue Refunding Bond Series 2005. This bond was issued to fully refund the Parks and Recreation Bond Series 1998A, a portion of the Stormwater Bond Series 1997 and a portion of the Capital Improvement Revenue Bond Series 1999. This bond was also issued to fund the relocation of the Growth and Environmental Management facility, the construction of a public library and renovations to the County Courthouse building.

Revenue Sources	Acct #	Actual FY 2008	Adopted FY 2009	Requested FY 2010	Budget FY 2010	Planned FY 2011	Planned FY 2012	Planned FY 2013	Planned FY 2014
Transfer From Fund 001	381001	416,805	416,804	416,805	416,805	416,804	416,803	416,805	416,838
Transfer From Fund 126	381126	2,256,537	2,255,191	4,224,300	4,224,300	4,228,360	4,227,426	4,224,298	7,063,335
Transfer From Fund 140	381140	176,499	176,499	293,319	293,319	293,585	293,545	293,465	326,616
Transfer From Fund 160	381160	47,497	47,193	163,451	163,451	163,451	163,451	163,451	163,451
Total Revenues		2,897,338	2,895,687	5,097,875	5,097,875	5,102,200	5,101,225	5,098,019	7,970,240
Appropriations by Department/Division	Acct #	Actual FY 2008	Adopted FY 2009	Requested FY 2010	Budget FY 2010	Planned FY 2011	Planned FY 2012	Planned FY 2013	Planned FY 2014
Bond Series 2005	958-582	2,897,076	2,895,687	5,097,875	5,097,875	5,102,200	5,101,225	5,098,019	7,970,240
Total Appropriations		2,897,076	2,895,687	5,097,875	5,097,875	5,102,200	5,101,225	5,098,019	7,970,240
Revenues Less Appropriation		262	-	-	-	-	-	-	-

**Leon County Government
Fiscal Year 2010 Budget**

ESCO Lease (221)

Fund Type: Debt Service

The ESCO Lease Fund is a debt service fund established to account for the debt service associated with the obligations relating to the County's Energy Performance Contract with Energy Systems Group. This lease was entered into to fund the acquisition of various facility improvement measures including lighting upgrades, HVAC systems, an energy management system and water/sewer improvements. These energy efficiency improvements will offset the cost of the lease. Energy Systems Group will pay any balance on the lease not offset by these energy cost savings. The net savings will total approximately \$850,000.

Revenue Sources	Acct #	Actual FY 2008	Adopted FY 2009	Requested FY 2010	Budget FY 2010	Planned FY 2011	Planned FY 2012	Planned FY 2013	Planned FY 2014
Transfer From Fund 001	381001	472,101	460,000	460,000	460,000	484,514	484,514	484,513	484,514
Total Revenues		472,101	460,000	460,000	460,000	484,514	484,514	484,513	484,514

Appropriations by Department/Division	Acct #	Actual FY 2008	Adopted FY 2009	Requested FY 2010	Budget FY 2010	Planned FY 2011	Planned FY 2012	Planned FY 2013	Planned FY 2014
ESCO Lease	977-582	472,101	460,000	460,000	460,000	484,514	484,514	484,513	484,514
Total Appropriations		472,101	460,000	460,000	460,000	484,514	484,514	484,513	484,514
Revenues Less Appropriation		-	-	-	-	-	-	-	-

**Leon County Government
Fiscal Year 2010 Budget**

Capital Improvements (305)

Fund Type: Capital Projects

The Capital Improvements Fund is a capital project fund established in support of the County's Capital Improvement Program. A major revenue source of the Capital Improvement Fund is a transfer from general revenue dollars. The fund is used to account for resources and expenditures associated with the acquisition or construction of major non-transportation related capital facilities and/or projects other than those financed by Proprietary Funds.

Revenue Sources	Acct #	Actual FY 2008	Adopted FY 2009	Requested FY 2010	Budget FY 2010	Planned FY 2011	Planned FY 2012	Planned FY 2013	Planned FY 2014
GIS User Fees	341910	35	-	-	-	-	-	-	-
Private Road Maintenance Fees	344965	-	100,000	-	-	-	-	-	-
Health Dept Phone System	346910	239,842	-	-	-	-	-	-	-
Training Fees	349210	2,800	-	-	-	-	-	-	-
Interest Income - Investment	361110	2,202	-	-	-	-	-	-	-
Pool Interest Allocation	361111	1,266,094	343,995	981,053	932,000	505,000	505,000	505,000	505,000
Net Incr (decr) In Fmv of Investment	361300	(226,152)	-	-	-	-	-	-	-
Equipment Buyback	364100	83,500	-	-	-	-	-	-	-
Refund of Prior Year Expenses	369300	26,476	-	-	-	-	-	-	-
Other Miscellaneous Revenue	369900	10,000	-	-	-	-	-	-	-
Transfer From Fund 001	381001	22,565,808	6,859,168	1,800,000	1,800,000	1,800,000	1,800,000	1,800,000	1,800,000
Transfer From Fund 110	381110	3,800,000	-	-	-	-	-	-	-
Transfer From Fund 123	381123	3,171,232	-	-	-	-	-	-	-
Transfer From Fund 126	381126	4,096,985	-	-	-	-	-	-	-
Transfer From Fund 140	381140	2,331,783	-	-	-	-	-	-	-
Transfer From Fund 162	381162	302,188	255,218	257,413	257,413	242,971	242,909	235,412	227,634
Appropriated Fund Balance	399900	-	15,682,625	14,617,697	14,617,697	10,810,819	6,864,229	4,329,707	2,054,865
Total Revenues		37,672,792	23,241,006	17,656,163	17,607,110	13,358,790	9,412,138	6,870,119	4,587,499

Appropriations by Department/Division	Acct #	Actual FY 2008	Adopted FY 2009	Requested FY 2010	Budget FY 2010	Planned FY 2011	Planned FY 2012	Planned FY 2013	Planned FY 2014
Miccosukee Road Complex	026002-541	15	-	-	-	-	-	-	-
General Vehicle & Equipment Replacement	026003-519	327,918	324,000	551,000	492,000	501,336	550,000	605,000	544,500
Stormwater Vehicle & Equipment Replacement	026004-538	264,589	569,300	583,500	583,500	860,431	990,431	1,090,474	980,528
General Government New Vehicle Requests	026018-519	-	-	-	59,000	-	-	-	-
Woodville Community Park	041002-572	28,350	-	-	-	-	-	-	-
Tower Road Park	043003-572	3,608	150,000	-	-	-	-	-	-
Miccosukee Park	044002-572	-	-	225,000	225,000	-	-	-	-
Miccosukee Community Center	044005-572	62,407	-	-	-	-	-	-	-
Miccosukee Greenway Trailhead	044006-572	4,777	-	-	-	-	-	-	-
Pedrick Road Pond Walking Trail	045007-572	-	75,000	-	-	-	-	-	-
Parks Playground & Capital Maintenance	046001-572	145,000	150,000	230,000	230,000	210,000	215,000	200,000	200,000
Tractor for Greenways Maintenance	046007-572	-	-	-	-	-	135,000	-	-
Athletic Field Lighting	046008-572	-	-	-	-	160,000	125,000	-	-
Greenways and Trails Management	046009-572	75,000	90,000	90,000	90,000	125,000	125,000	150,000	150,000
St. Marks Headwaters Greenways	047001-572	105,184	-	-	-	100,000	200,000	200,000	200,000
Stormwater and Transportation Improvements	056010-538	-	5,084,859	1,416,000	1,416,000	-	-	-	-
Private Road Maintenance - Program Start Up Cost	057003-541	58,539	100,000	100,000	100,000	100,000	100,000	100,000	100,000
CARDS Program: Start Up Costs	057900-541	25,107	100,000	500,000	100,000	100,000	100,000	100,000	100,000
2/3 - Centerville Trace	057905-541	113,665	-	-	-	-	-	-	-
2/3 - Rainbow Acres	057906-541	222,745	-	-	-	-	-	-	-
2/3 - Cloudland Drive	057912-541	115,597	-	-	-	-	-	-	-
CARDS Stormwater Program: Start Up Costs	066001-538	-	-	-	400,000	150,000	150,000	150,000	150,000
Flooded Property Acquisition	066018-538	100,000	-	-	-	-	-	-	-

**Leon County Government
Fiscal Year 2010 Budget**

Capital Improvements (305)

Appropriations by Department/Division	Acct #	Actual FY 2008	Adopted FY 2009	Requested FY 2010	Budget FY 2010	Planned FY 2011	Planned FY 2012	Planned FY 2013	Planned FY 2014
Stormwater Maintenance Front End Loader/Backhoe	066022-562	22,983	-	-	-	-	-	-	-
Stormwater Maintenance Filter Replacement	066026-562	225,488	240,000	130,000	130,000	130,000	120,000	100,000	100,000
Stormwater Maintenance Six Inch Pump & Pipe	066027-562	2,295	-	-	-	-	-	-	-
Financial Hardware and Software	076001-519	-	65,000	-	-	-	-	-	-
Data Wiring	076003-519	35,825	25,000	25,000	25,000	25,000	25,000	25,000	25,000
Digital Phone System	076004-519	339,842	175,000	-	-	-	-	-	-
Supervisor of Elections Technology	076005-519	-	25,000	25,000	25,000	25,000	25,000	25,000	25,000
File Server Maintenance	076008-519	27,945	287,500	250,000	250,000	250,000	250,000	250,000	250,000
Geographic Information Systems	076009-539	238,816	300,000	230,280	230,280	230,280	238,280	238,280	238,280
Justice Information System Data Warehouse	076012-519	61,489	-	-	-	-	-	-	-
Justice Information System Data Warehouse	076012-713	260,000	-	-	-	-	-	-	-
Permit & Enforcement Tracking System	076015-537	-	-	69,720	69,720	257,220	257,220	70,000	70,000
Network Backbone Upgrade	076018-519	118,092	150,000	150,000	150,000	150,000	80,000	80,000	80,000
Courtroom Technology	076023-519	-	100,000	100,000	100,000	100,000	50,000	50,000	50,000
Courtroom Technology	076023-713	75,975	-	-	-	-	-	-	-
User Computer Upgrades	076024-519	65,252	300,000	300,000	300,000	300,000	300,000	300,000	300,000
Work Order Management	076042-519	55,427	50,000	-	-	-	-	-	-
State Attorney Technology	076047-519	-	30,000	30,000	30,000	30,000	30,000	30,000	30,000
State Attorney Technology	076047-713	3,102	-	-	-	-	-	-	-
Public Defender Technology	076051-519	-	30,000	30,000	30,000	30,000	30,000	30,000	30,000
Public Defender Technology	076051-713	26,516	-	-	-	-	-	-	-
Remote System Center	076053-519	393,531	-	-	-	-	-	-	-
Remote System Center	076053-713	114,498	-	-	-	-	-	-	-
Geographic Information Systems Incremental Basemap Update	076060-539	329,235	258,500	258,500	258,500	258,500	258,500	258,500	258,500
Lake Jackson Library	083001-571	42,537	-	-	-	-	-	-	-
Traffic Court Building	086003-519	-	250,000	-	-	-	-	-	-
Courtroom Minor Renovations	086007-519	-	50,000	50,000	50,000	50,000	50,000	150,000	50,000
Courtroom Minor Renovations	086007-712	10,960	-	-	-	-	-	-	-
Accessibility Improvements	086010-519	153,466	-	30,000	30,000	-	-	-	-
Architectural & Engineering Services	086011-519	41,070	60,000	60,000	60,000	60,000	60,000	60,000	60,000
Courthouse Security	086016-519	9,998	-	-	-	-	-	-	-
Common Area Furnishings	086017-519	13,280	33,000	33,000	33,000	33,000	33,000	33,000	33,000
Courthouse Repairs	086024-519	-	-	55,000	55,000	-	65,000	-	-
Community Services Building HVAC	086026-529	-	25,739	164,471	164,471	-	-	-	-
Courthouse Renovations	086027-712	587,221	-	-	-	-	-	-	-
Parking Garage Floor Sweeper Replacement	086029-519	-	55,000	-	-	-	-	-	-
Parking Lot Maintenance	086033-519	10,000	13,680	16,704	16,704	-	-	-	-
Health Department Entry Doors Replacement	086035-562	19,703	-	-	-	-	-	-	-
Elevator Generator Upgrades	086037-519	-	220,000	230,621	230,621	220,000	220,000	220,000	-
Reduction of Emissions and Energy Conservation Improvements	086041-519	-	302,000	355,000	355,000	-	-	-	-
Sheriff Heliport Building Construction	086042-523	42,649	59,409	-	-	-	-	-	-
Standby Generators	086046-519	434,688	-	-	-	-	-	-	-
Municipal Way Health Department Improvements	086047-562	12,583	-	-	-	-	-	-	-
Fuel Tank Upgrades	086048-519	352,713	-	-	-	-	-	-	-
Main Library Improvements	086053-571	83,812	-	-	-	-	-	-	-

**Leon County Government
Fiscal Year 2010 Budget**

Capital Improvements (305)

Appropriations by Department/Division	Acct #	Actual FY 2008	Adopted FY 2009	Requested FY 2010	Budget FY 2010	Planned FY 2011	Planned FY 2012	Planned FY 2013	Planned FY 2014
Centralized Storage Facility	086054-519	-	190,000	-	-	-	-	-	-
Robert Stevens Health Clinic Maintenance	086056-562	3,074	170,000	45,195	45,195	288,794	-	-	-
General County Maintenance and Minor Renovations	086057-519	-	-	15,000	15,000	-	-	-	-
Election's Warehouse Renovations	086058-513	246,895	-	-	-	-	-	-	-
Public Works Facility Renovations	086060-519	-	-	27,300	27,300	-	-	-	-
Bookmobile	096006-571	175,435	-	-	-	-	-	-	-
Election Equipment	096015-513	269,583	400,000	420,000	420,000	1,750,000	300,000	300,000	-
Public Safety Complex	096016-525	44	-	-	-	-	-	-	-
Digital Radio Communications System	096018-525	2,440,393	-	-	-	-	-	-	-
Library Services Self Checkout	096023-571	-	25,000	-	-	-	-	-	-
Renovation of Jail Annex	096025-523	1,575,666	-	-	-	-	-	-	-
Capital Improvements	990-599	-	12,708,019	10,810,819	10,810,819	6,864,229	4,329,707	2,054,865	562,691
Total Appropriations		10,574,582	23,241,006	17,607,110	17,607,110	13,358,790	9,412,138	6,870,119	4,587,499
Revenues Less Appropriation		27,098,210	-	49,053	-	-	-	-	-

Notes:

Due to the utilization of \$15.6 million in budgeted reserves set aside in FY 2008 to fund mandatory and essential capital projects, the recurring general transfer has been reduced to \$1.8 million and is projected to remain level until FY 2014. The budgeted reserves are projected to be depleted by FY 2014.

**Leon County Government
Fiscal Year 2010 Budget**

Transportation Improvements (306)

Fund Type: Capital Projects

The Transportation Improvement Fund is a capital project fund established to account for transportation related capital projects.

Revenue Sources	Acct #	Actual FY 2008	Adopted FY 2009	Requested FY 2010	Budget FY 2010	Planned FY 2011	Planned FY 2012	Planned FY 2013	Planned FY 2014
Interest Income - Investment	361110	11,165	-	-	-	-	-	-	-
Pool Interest Allocation	361111	122,912	-	-	-	-	-	-	-
Net Incr (decr) In Fmv of Investment	361300	(17,995)	-	-	-	-	-	-	-
Other Miscellaneous Revenue	369900	97,470	-	-	-	-	-	-	-
Transfer From Fund 106	381106	2,332,700	849,394	620,500	620,500	1,102,921	1,257,710	1,139,039	1,021,000
Total Revenues		2,546,252	849,394	620,500	620,500	1,102,921	1,257,710	1,139,039	1,021,000

Appropriations by Department/Division	Acct #	Actual FY 2008	Adopted FY 2009	Requested FY 2010	Budget FY 2010	Planned FY 2011	Planned FY 2012	Planned FY 2013	Planned FY 2014
Miccosukee Road Complex	026002-541	9,284	-	-	-	-	-	-	-
Public Works Vehicle & Equipment Replacement	026005-541	606,832	749,394	549,500	549,500	1,031,921	1,186,710	1,068,039	950,000
Arterial & Collector Roads Pavement Markings	026015-541	62,985	-	71,000	71,000	71,000	71,000	71,000	71,000
Intersection & Safety Improvements	057001-541	162,401	-	-	-	-	-	-	-
Local Road Resurfacing	057005-541	156,596	-	-	-	-	-	-	-
Bradfordville Pond 6 Rehabilitation	064004-538	28,693	-	-	-	-	-	-	-
Bradfordville Pond 4 Outfall Stabilization	064005-538	3,984	100,000	-	-	-	-	-	-
Work Order Management	076042-541	275	-	-	-	-	-	-	-
Total Appropriations		1,031,050	849,394	620,500	620,500	1,102,921	1,257,710	1,139,039	1,021,000
Revenues Less Appropriation		1,515,202	-	-	-	-	-	-	-

**Leon County Government
Fiscal Year 2010 Budget**

Sales Tax (308)

Fund Type: Capital Projects

The Local Option Sales Tax Fund is a capital project fund established in accordance with a 1989 county-wide referendum, and is used to account for resources and expenditures associated with the construction of transportation and jail facility related projects. The Local Government Infrastructure Surtax includes proceeds from a One-Cent Sales Tax on all transactions up to \$5,000. Pursuant to an interlocal agreement with the City of Tallahassee, the revenue generated by the tax will be split between the County and the City. The County's share of the proceeds is equal to 52.84%, and the City's share is equal to 47.16%. The 1989 referendum approved the sales tax levy for a period of fifteen years; however, through a county-wide referendum passed in November 2000, the sales tax was extended for an additional fifteen years (Note: the extended sales tax will be accounted for in Fund 309).

Revenue Sources	Acct #	Actual FY 2008	Adopted FY 2009	Requested FY 2010	Budget FY 2010	Planned FY 2011	Planned FY 2012	Planned FY 2013	Planned FY 2014
Mahan Drive - DOT Reimbursement	343910	8,339,937	-	-	-	-	-	-	-
Crawfordville Road - DOT Reimbursement	344916	7,473,450	-	-	-	-	-	-	-
Micosaukee Rd-DMS Reimbursement	344945	202,469	-	-	-	-	-	-	-
Interest Income - Bank	361100	52,888	-	-	-	-	-	-	-
Interest Income - Investment	361110	(89,692)	-	-	-	-	-	-	-
Pool Interest Allocation	361111	1,590,477	703,045	687,500	653,125	558,125	463,125	368,125	273,125
Net Incr (decr) In Fmv of Investment	361300	(224,913)	-	-	-	-	-	-	-
Refund of Prior Year Expenses	369300	14,015	-	-	-	-	-	-	-
Appropriated Fund Balance	399900	-	28,266,054	21,887,650	21,887,650	16,488,275	12,262,609	7,223,234	2,938,859
Total Revenues		17,358,631	28,969,099	22,575,150	22,540,775	17,046,400	12,725,734	7,591,359	3,211,984

Appropriations by Department/Division	Acct #	Actual FY 2008	Adopted FY 2009	Requested FY 2010	Budget FY 2010	Planned FY 2011	Planned FY 2012	Planned FY 2013	Planned FY 2014
Open Graded Cold Mix Stabilization	026006-541	1,031,322	802,500	602,500	602,500	602,500	602,500	602,500	602,500
Balboa Drive & Rainbow Road Improvements	051003-541	128,830	-	-	-	-	-	-	-
Pullen Road at Old Bainbridge Road	053002-541	-	546,489	-	-	-	-	-	-
Cloudland Drive	053004-541	49,000	-	-	-	-	-	-	-
Bannerman Road	054003-541	4,538	750,000	-	-	-	-	-	-
Kerry Forest Parkway Extension	054005-541	399,004	150,000	-	-	-	-	-	-
Timberlane Road Intersections	054007-541	106,239	100,000	-	-	-	-	-	-
Beech Ridge Trail Extension	054010-541	2,665	-	-	-	-	-	-	-
Buck Lake Road	055001-541	1,592,344	500,000	-	-	-	-	-	-
Arterial/Collector Resurfacing	056001-541	1,752,857	3,200,000	3,200,000	3,200,000	3,200,000	3,200,000	3,200,000	1,320,845
Florida Department of Transportation Permitting Fees	056007-541	67,123	100,000	100,000	100,000	100,000	100,000	100,000	100,000
Intersection & Safety Improvements	057001-541	265,869	750,000	750,000	750,000	750,000	750,000	750,000	-
Black Creek Restoration Project	057002-541	25,203	-	-	-	-	-	-	-
Local Road Resurfacing	057005-541	135,181	-	850,000	850,000	-	850,000	-	850,000
Orange Avenue	057007-541	316,599	-	-	-	-	-	-	-
Remote System Center	076053-519	64,463	-	-	-	-	-	-	-
Jail Roof Replacement	086031-523	-	550,000	550,000	550,000	131,291	-	-	-
Reserves for Resurfacing and Intersection Improvements	990-599	-	21,520,110	16,488,275	16,488,275	12,262,609	7,223,234	2,938,859	338,639
Total Appropriations		5,941,237	28,969,099	22,540,775	22,540,775	17,046,400	12,725,734	7,591,359	3,211,984
Revenues Less Appropriation		11,417,394	-	34,375	-	-	-	-	-

Notes:

During the FY 2008 budget process, the Board restructured the local option sales tax fund, by eliminating funding for Tharpe Street, and reallocating funding for mandatory and maintenance transportation resurfacing and intersection improvement projects. The Board established a \$26.5 million capital reserve to fund these projects for five to eight years. This reserve is reviewed annually, and appropriations made according to the specific resurfacing or intersection capital project needs. Through FY 2010, \$10 million of these reserves have been utilized. The reserves will be depleted by FY 2014.

**Leon County Government
Fiscal Year 2010 Budget**

Sales Tax - Extension (309)

Fund Type: Capital Projects

In November of 2000, Leon County residents approved a referendum extending the imposition of the 1-Cent Local Option Sales Tax beginning in FY2004 for 15 years. The extension commits 80% of the revenues to Blueprint 2000 projects and will be jointly administered and funded by Leon County and the City of Tallahassee. The remaining 20% will be split evenly between the County and the City. The County's share will be used for various road, stormwater and park improvements. The Blueprint 2000 Joint Participation Agreement Revenue supports County projects funded through the County's share of the \$50 water quality/flooding funding. Appropriated fund balance is actually internal borrowings to advance fund certain projects. The transfer account is the corresponding repayment.

Revenue Sources	Acct #	Actual FY 2008	Adopted FY 2009	Requested FY 2010	Budget FY 2010	Planned FY 2011	Planned FY 2012	Planned FY 2013	Planned FY 2014
1 Cent Sales Tax	312600	3,771,733	3,549,620	3,327,000	3,160,650	3,192,000	3,256,600	3,334,500	3,454,200
BP2000 JPA Revenue	343916	1,744,844	4,000,000	2,000,000	2,000,000	-	-	-	-
Interest Income - Investment	361110	25,565	-	-	-	-	-	-	-
Pool Interest Allocation	361111	333,166	142,500	260,000	247,000	200,000	200,000	200,000	200,000
Net Incr (decr) In Fmv of Investment	361300	(41,203)	-	-	-	-	-	-	-
Transfer From Fund 001	381001	54,000	-	-	-	-	-	-	-
Appropriated Fund Balance	399900	-	652,274	-	-	-	-	-	-
Total Revenues		5,888,104	8,344,394	5,587,000	5,407,650	3,392,000	3,456,600	3,534,500	3,654,200

Appropriations by Department/Division	Acct #	Actual FY 2008	Adopted FY 2009	Requested FY 2010	Budget FY 2010	Planned FY 2011	Planned FY 2012	Planned FY 2013	Planned FY 2014
Woodville Community Center	041001-572	182,700	-	-	-	-	-	-	-
Capital Cascades Greenway - Lake Henrietta	042003-572	195,218	250,000	-	-	-	-	-	-
Apalachee Parkway Regional Park	045001-572	(6,487)	-	-	-	-	-	-	-
Tram Road & Gaile Avenue	051004-541	-	-	-	-	200,000	-	-	-
Gaines Street	051005-541	-	176,654	2,907,650	2,907,650	2,192,000	2,147,092	-	-
Natural Bridge Road Bridge	051006-549	12,102	500,000	-	-	-	-	-	-
Smith Creek Road Bridge	052002-549	14,581	-	-	-	-	-	-	-
Talpeco Road & Highway 27 North	053005-541	-	400,000	-	-	-	-	-	-
Arterial/Collector Resurfacing	056001-541	-	-	-	-	-	-	2,284,500	2,154,200
Community Safety & Mobility	056005-541	111,662	500,000	500,000	500,000	500,000	500,000	500,000	750,000
Intersection & Safety Improvements	057001-541	-	-	-	-	-	750,000	750,000	750,000
Local Road Resurfacing	057005-541	-	-	-	-	-	59,508	-	-
Lake Munson Restoration	062001-538	69,642	-	-	-	-	-	-	-
Lakeview Bridge	062002-538	29,367	-	-	-	500,000	-	-	-
Longwood Subdivision Retrofit	062004-538	790	150,000	-	-	-	-	-	-
Harbinwood Estates Drainage	063002-538	1,529,279	-	-	-	-	-	-	-
Okeehoopkee/Woodmont Pond	063004-538	9,141	-	-	-	-	-	-	-
Lexington Pond Retrofit	063005-538	1,708	3,000,000	2,000,000	2,000,000	-	-	-	-
Rhoden Cove Wetland Restoration	063009-538	157,401	-	-	-	-	-	-	-
Killearn Acres Flood Mitigation	064001-538	21,498	-	-	-	-	-	-	-
Killearn Lakes Plantation Stormwater	064006-538	65,914	600,000	-	-	-	-	-	-
Lafayette Street Stormwater	065001-538	65,715	1,767,740	-	-	-	-	-	-
Blue Print 2000 Water Quality Enhancements	067002-538	47,315	1,000,000	-	-	-	-	-	-
Total Appropriations		2,507,546	8,344,394	5,407,650	5,407,650	3,392,000	3,456,600	3,534,500	3,654,200
Revenues Less Appropriation		3,380,558	-	179,350	-	-	-	-	-

Notes:

Due to the recession economy, sales tax revenue for this fund will decline from FY 2009. Sales tax revenues are not anticipated to return to pre-recession levels until after FY 2014.

Beginning in FY 2013, with the depletion of capital reserves in the original sales tax fund (Fund 308), the sales tax extension will begin to assist in funding the arterial road resurfacing project and will be the projects sole funding source in FY 2015.

**Leon County Government
Fiscal Year 2010 Budget**

Bond Series 2003A & 2003B Construction (311)

Fund Type: Capital Projects

The Bond Series 2003A & 2003B Construction Fund is a capital project fund established by proceeds from the 2003 Series A and B Capital Improvement Revenue Bonds. The fund is used to account for resources and expenditures associated with the acquisition, repair, and renovation of the Bank of America property as well as the renovations and repair of the existing Courthouse facility.

Revenue Sources	Acct #	Actual FY 2008	Adopted FY 2009	Requested FY 2010	Budget FY 2010	Planned FY 2011	Planned FY 2012	Planned FY 2013	Planned FY 2014
Interest Income - Investment	361110	5,884	-	-	-	-	-	-	-
Pool Interest Allocation	361111	56,026	-	-	-	-	-	-	-
Net Incr (decr) In Fmv of Investment	361300	(9,484)	-	-	-	-	-	-	-
Total Revenues		52,426	-	-	-	-	-	-	-

Appropriations by Department/Division	Acct #	Actual FY 2008	Adopted FY 2009	Requested FY 2010	Budget FY 2010	Planned FY 2011	Planned FY 2012	Planned FY 2013	Planned FY 2014
Bank of America Building Acquisition/Renovations	086025-519	19,309	-	-	-	-	-	-	-
Courthouse Renovations	086027-712	88,240	-	-	-	-	-	-	-
Total Appropriations		107,549	-	-	-	-	-	-	-
Revenues Less Appropriation		(55,123)	-	-	-	-	-	-	-

**Leon County Government
Fiscal Year 2010 Budget**

Bond Series 1999 Construction (318)

Fund Type: Capital Projects

The Bond Series 1999 Construction Fund is a capital project fund established by proceeds from the Series 1999 Capital Improvement Revenue Bond. The fund is used to account for resources and expenditures associated with stormwater and lake projects including: Lafayette Oaks, Lake Munson Restoration, Killearn Acres, Lake Charles, Cynthia Drive, Lexington Regional SWMF, Rhoden Cove, and Munson Slough. In addition, the bond issued includes funding for a Courthouse Annex. Additional bond proceeds have been identified for other facility improvements.

Revenue Sources	Acct #	Actual FY 2008	Adopted FY 2009	Requested FY 2010	Budget FY 2010	Planned FY 2011	Planned FY 2012	Planned FY 2013	Planned FY 2014
Interest Income - Investment	361110	2,608	-	-	-	-	-	-	-
Pool Interest Allocation	361111	184,365	-	-	-	-	-	-	-
Net Incr (decr) In Fmv of Investment	361300	(4,203)	-	-	-	-	-	-	-
Total Revenues		182,770	-	-	-	-	-	-	-

Appropriations by Department/Division	Acct #	Actual FY 2008	Adopted FY 2009	Requested FY 2010	Budget FY 2010	Planned FY 2011	Planned FY 2012	Planned FY 2013	Planned FY 2014
Micosukee Road Complex	026002-541	43,151	-	-	-	-	-	-	-
Tower Road Park	043003-572	2,001	-	-	-	-	-	-	-
Jackson View Park	043004-572	95,287	-	-	-	-	-	-	-
Accessibility Improvements	086010-519	54,931	-	-	-	-	-	-	-
Municipal Way Health Department Improvements	086047-562	2,862	-	-	-	-	-	-	-
Accu Vote Optical Scan Units	096015-513	99,750	-	-	-	-	-	-	-
Total Appropriations		297,982	-	-	-	-	-	-	-
Revenues Less Appropriation		(115,212)	-	-	-	-	-	-	-

**Leon County Government
Fiscal Year 2010 Budget**

Bond Series 2005 Construction (320)

Fund Type: Capital Projects

The Bond Series 2005 Construction Fund is a capital project fund established by proceeds from the 2005 Series Capital Improvement Revenue Bond. The fund is used to account for resources and expenditures associated with the renovations to the County Courthouse building.

Revenue Sources	Acct #	Actual FY 2008	Adopted FY 2009	Requested FY 2010	Budget FY 2010	Planned FY 2011	Planned FY 2012	Planned FY 2013	Planned FY 2014
Interest Income - Investment	361110	10,207	-	-	-	-	-	-	-
Pool Interest Allocation	361111	206,482	-	-	-	-	-	-	-
Net Incr (decr) In Fmv of Investment	361300	(16,450)	-	-	-	-	-	-	-
Total Revenues		200,238	-	-	-	-	-	-	-

Appropriations by Department/Division	Acct #	Actual FY 2008	Adopted FY 2009	Requested FY 2010	Budget FY 2010	Planned FY 2011	Planned FY 2012	Planned FY 2013	Planned FY 2014
Courthouse Renovations	086027-712	3,814,799	-	-	-	-	-	-	-
Total Appropriations		3,814,799	-	-	-	-	-	-	-
Revenues Less Appropriation		(3,614,561)	-	-	-	-	-	-	-

**Leon County Government
Fiscal Year 2010 Budget**

ESCO Capital Projects (321)

Fund Type: Capital Projects

The ESCO Capital Projects Fund is a capital project fund established in support of the County's capital improvement program. Major revenue sources of the Capital Improvement Fund include the guaranteed savings in utility costs per the County's agreement with Progress Energy. This fund is used to account for the resources and expenditures associated with acquisition or construction of major facilities improvements relating to the County's Energy Performance Contract.

Revenue Sources	Acct #	Actual FY 2008	Adopted FY 2009	Requested FY 2010	Budget FY 2010	Planned FY 2011	Planned FY 2012	Planned FY 2013	Planned FY 2014
Pool Interest Allocation	361111	44,702	-	-	-	-	-	-	-
Total Revenues		44,702	-	-	-	-	-	-	-

Appropriations by Department/Division	Acct #	Actual FY 2008	Adopted FY 2009	Requested FY 2010	Budget FY 2010	Planned FY 2011	Planned FY 2012	Planned FY 2013	Planned FY 2014
ESCO Project	086032-519	463,332	-	-	-	-	-	-	-
Total Appropriations		463,332	-	-	-	-	-	-	-
Revenues Less Appropriation		(418,630)	-	-	-	-	-	-	-

**Leon County Government
Fiscal Year 2010 Budget**

9-1-1 Capital Projects (330)

Fund Type: Capital Projects

The 9-1-1 Capital Projects Fund was established to support of the capital needs of the emergency communications system. Major revenue sources of the Emergency Communications Fund include proceeds transferred from the 9-1-1 Emergency Communications Fund which includes: wireless Enhanced 9-1-1 fee (50 cents/month per service subscriber) pursuant to F.S. § 365.172 - 365.173; and the 9-1-1 fee (50 cents/month per service line) pursuant to F.S § 365.171(13). The fund is used to account for resources and expenditures associated with capital projects related to the provision of 9-1-1 emergency services.

Revenue Sources	Acct #	Actual FY 2008	Adopted FY 2009	Requested FY 2010	Budget FY 2010	Planned FY 2011	Planned FY 2012	Planned FY 2013	Planned FY 2014
Pool Interest Allocation	361111	16,333	8,265	10,000	9,500	9,500	9,500	9,500	9,500
Appropriated Fund Balance	399900	-	7,982	69,555	69,555	72,851	77,153	80,563	82,133
Total Revenues		16,333	16,247	79,555	79,055	82,351	86,653	90,063	91,633

Appropriations by Department/Division	Acct #	Actual FY 2008	Adopted FY 2009	Requested FY 2010	Budget FY 2010	Planned FY 2011	Planned FY 2012	Planned FY 2013	Planned FY 2014
Transfers	950-581	60,893	16,247	79,055	79,055	82,351	86,653	90,063	91,633
Total Appropriations		60,893	16,247	79,055	79,055	82,351	86,653	90,063	91,633
Revenues Less Appropriation		(44,560)	-	500	-	-	-	-	-

**Leon County Government
Fiscal Year 2010 Budget**

800 Mhz Capital Projects (331)

Fund Type: Capital Projects

The 800 Mhz Capital Projects Fund was established in support of the capital needs associated with participation in the intergovernmental radio communications program. Major revenue sources of the Radio Communications Fund include proceeds from civil penalties related to traffic infractions pursuant to F.S. § 318.21. In accordance with F.S. § 318.21(10) \$12.50 from each moving traffic violation shall be distributed and paid monthly via the Clerk of Court's fine distribution system. The fund is used to account for resources and expenditures associated with Leon County's participation in an intergovernmental radio communications programs that have been previously approved by the State of Florida, Department of Management Services. This program for Leon County is the 800 MHZ radio system.

Revenue Sources	Acct #	Actual FY 2008	Adopted FY 2009	Requested FY 2010	Budget FY 2010	Planned FY 2011	Planned FY 2012	Planned FY 2013	Planned FY 2014
Radio Communications Program	351600	467,512	474,551	-	-	-	-	-	-
Interest Income - Investment	361110	4,588	-	-	-	-	-	-	-
Pool Interest Allocation	361111	57,742	-	-	-	-	-	-	-
Net Incr (decr) In Fmv of Investment	361300	(7,395)	-	-	-	-	-	-	-
Total Revenues		522,447	474,551	-	-	-	-	-	-

Appropriations by Department/Division	Acct #	Actual FY 2008	Adopted FY 2009	Requested FY 2010	Budget FY 2010	Planned FY 2011	Planned FY 2012	Planned FY 2013	Planned FY 2014
800 Mhz System Maintenance	529-519	242,393	474,551	-	-	-	-	-	-
Total Appropriations		242,393	474,551	-	-	-	-	-	-
Revenues Less Appropriation		280,053	-	-	-	-	-	-	-

Notes:

Revenues and expenditures related to this capital fund have been moved to a special revenue fund (Fund 131). Capital upgrades for the intergovernmental radio system are complete, and future expenditures will be related to the annual contract payments and maintenance of the system.

**Leon County Government
Fiscal Year 2010 Budget**

Impact Fee - Countywide Road District (341)

Fund Type: Capital Projects

The Impact Fee - Countywide Road District Fund was established in support of the capital needs for road improvements associated with new development. Major revenue sources of the Countywide Road District Fund included proceeds from impact fees levied upon developers by the Board of County Commissioners. The impact fees supporting this fund were repealed by the County Commission in 1996. The fund is used to account for the remaining resources and expenditures associated with specific transportation capital projects.

Revenue Sources	Acct #	Actual FY 2008	Adopted FY 2009	Requested FY 2010	Budget FY 2010	Planned FY 2011	Planned FY 2012	Planned FY 2013	Planned FY 2014
Interest Income - Investment	361110	5,946	-	-	-	-	-	-	-
Pool Interest Allocation	361111	86,109	-	-	-	-	-	-	-
Net Incr (decr) In Fmv of Investment	361300	(9,583)	-	-	-	-	-	-	-
Total Revenues		82,472	-	-	-	-	-	-	-
Appropriations by Department/Division	Acct #	Actual FY 2008	Adopted FY 2009	Requested FY 2010	Budget FY 2010	Planned FY 2011	Planned FY 2012	Planned FY 2013	Planned FY 2014
North Monroe Turn Lane	053003-541	376,010	-	-	-	-	-	-	-
Total Appropriations		376,010	-	-	-	-	-	-	-
Revenues Less Appropriation		(293,538)	-	-	-	-	-	-	-

**Leon County Government
Fiscal Year 2010 Budget**

Impact Fee - Northwest Urban Collector (343)

Fund Type: Capital Projects

The Impact Fee - Northwest Urban Collector Fund was established to support the capital needs related to road improvements needed to accommodate new developments. Major revenue sources of the NW Urban Collector Fund include proceeds from impact fees levied upon developers in the corresponding quadrant of the County. The impact fees supporting this fund were repealed by the County Commission in 1996. The fund is used to account for the remaining resources and expenditures associated with specific transportation capital projects in the NW quadrant of the County.

Revenue Sources	Acct #	Actual FY 2008	Adopted FY 2009	Requested FY 2010	Budget FY 2010	Planned FY 2011	Planned FY 2012	Planned FY 2013	Planned FY 2014
Pool Interest Allocation	361111	19,096	-	-	-	-	-	-	-
Appropriated Fund Balance	399900	-	66,000	-	-	-	-	-	-
Total Revenues		19,096	66,000	-	-	-	-	-	-

Appropriations by Department/Division	Acct #	Actual FY 2008	Adopted FY 2009	Requested FY 2010	Budget FY 2010	Planned FY 2011	Planned FY 2012	Planned FY 2013	Planned FY 2014
Pullen Road at Old Bainbridge Road	053002-541	4,974	66,000	-	-	-	-	-	-
Total Appropriations		4,974	66,000	-	-	-	-	-	-
Revenues Less Appropriation		14,122	-	-	-	-	-	-	-

**Leon County Government
Fiscal Year 2010 Budget**

Impact Fee - Southeast Urban Collector (344)

Fund Type: Capital Projects

The Impact Fee - Southeast Urban Collector Fund was established to support the capital needs related to road improvements needed to accommodate new developments. Major revenue sources of the SE Urban Collector Fund include proceeds from impact fees levied upon developers in the corresponding quadrant of the County. The impact fees supporting this fund were repealed by the County Commission in 1996. The fund is used to account for the remaining resources and expenditures associated with specific transportation capital projects in the SE quadrant of the County.

Revenue Sources	Acct #	Actual FY 2008	Adopted FY 2009	Requested FY 2010	Budget FY 2010	Planned FY 2011	Planned FY 2012	Planned FY 2013	Planned FY 2014
Pool Interest Allocation	361111	31,412	-	-	-	-	-	-	-
Total Revenues		31,412	-	-	-	-	-	-	-
Appropriations by Department/Division	Acct #	Actual FY 2008	Adopted FY 2009	Requested FY 2010	Budget FY 2010	Planned FY 2011	Planned FY 2012	Planned FY 2013	Planned FY 2014
Magnolia Drive & Lafayette Street Intersection	055005-541	40,896	-	-	-	-	-	-	-
Total Appropriations		40,896	-	-	-	-	-	-	-
Revenues Less Appropriation		(9,484)	-	-	-	-	-	-	-

**Leon County Government
Fiscal Year 2010 Budget**

Solid Waste (401)

Fund Type: Enterprise

The Solid Waste Fund is an enterprise fund established in support of the County's waste management programs. Major revenue sources for the Solid Waste Operations Fund include the Non-Ad Valorem Assessment, Landfill Tipping Fees, and Transfer Station Tipping Fees. The fund is used to account for resources and expenditures related to the operation of the County Solid Waste Management Facility and the provision of the County Waste Management program. Beginning in FY2003, this fund also began accounting for the operations of the Leon County Transfer Station.

Revenue Sources	Acct #	Actual FY 2008	Adopted FY 2009	Requested FY 2010	Budget FY 2010	Planned FY 2011	Planned FY 2012	Planned FY 2013	Planned FY 2014
Delinquent Taxes	311200	-	14,250	-	-	-	-	-	-
Delinquent Taxes 2003	311203	2	-	-	-	-	-	-	-
Delinquent Taxes 2005	311205	66	-	-	-	-	-	-	-
Delinquent Taxes 2006	311206	479	-	-	-	-	-	-	-
Waste Disposal Fee	319150	1,353,666	1,334,859	1,488,498	1,414,073	1,435,284	1,463,990	1,493,269	1,523,135
Delinquent Assessments 2002	319202	89	-	-	-	-	-	-	-
Delinquent Assessments 2003	319203	5	-	-	-	-	-	-	-
Delinquent Assessments 2004	319204	277	-	-	-	-	-	-	-
Delinquent Assessments 2005	319205	408	-	-	-	-	-	-	-
Delinquent Assessments 2006	319206	5,498	-	-	-	-	-	-	-
Operating Income	343410	3,292,836	2,478,705	1,670,917	1,587,372	1,602,984	1,626,638	1,650,650	1,675,019
Transfer Station Receipts	343411	5,046,191	5,788,592	6,851,833	6,509,241	6,530,860	6,635,951	6,741,706	6,845,099
Resource Recovery (metals, etc)	343451	73,566	96,900	-	-	-	-	-	-
Hazardous Waste	343453	16,469	11,598	16,800	15,960	16,120	16,362	16,607	16,856
Interest Income - Investment	361110	26,876	-	-	-	-	-	-	-
Pool Interest Allocation	361111	459,047	427,500	470,593	447,063	448,038	449,058	450,137	451,278
SBA Interest Earnings	361200	28,753	-	-	-	-	-	-	-
Net Incr (decr) In Fmv of Investment	361300	(43,317)	-	-	-	-	-	-	-
Tax Collector F.S. 125.315	361320	1,398	-	-	-	-	-	-	-
Disposition Of Fixed Assets	364000	60,600	-	-	-	-	-	-	-
Equipment Buyback	364100	88,500	251,750	73,684	70,000	276,000	190,000	237,500	181,700
Refund of Prior Year Expenses	369300	17,500	-	-	-	-	-	-	-
Insurance Replacement	369665	82,663	-	-	-	-	-	-	-
Other Miscellaneous Revenue	369900	-	-	15,000	14,250	14,250	14,250	14,250	14,250
Transfer From Fund 126	381126	505,790	1,688,803	1,357,650	1,357,650	1,382,516	1,405,568	1,465,320	1,489,735
Appropriated Fund Balance	399900	-	-	245,313	245,313	-	607,908	1,021,302	1,406,323
Total Revenues		11,017,360	12,092,957	12,190,288	11,660,922	11,706,052	12,409,725	13,090,741	13,603,395

Appropriations by Department/Division	Acct #	Actual FY 2008	Adopted FY 2009	Requested FY 2010	Budget FY 2010	Planned FY 2011	Planned FY 2012	Planned FY 2013	Planned FY 2014
Landfill Improvements	036002-534	90,427	100,000	140,000	140,000	100,000	100,000	100,000	100,000
Solid Waste Facility Heavy Equipment & Vehicle Replacement	036003-534	396,457	250,000	350,000	350,000	342,500	661,091	827,890	900,000
Transfer Station Emergency Standby Generator	036009-534	32,314	-	-	-	-	-	-	-
Transfer Station Heavy Equipment Replacement	036010-534	452,841	45,000	435,500	435,500	150,000	410,000	451,000	487,500
Transfer Station Automated Fueling System	036018-534	13,345	-	-	-	-	-	-	-
Household Hazardous Waste Collection Center	036019-534	-	531,000	-	-	-	-	-	-
Resource Recovery Area	036021-534	400	-	-	-	-	-	-	-
Transfer Station Improvements	036023-534	-	-	412,000	412,000	50,000	50,000	100,000	100,000
Landfill Automated Fueling System	036026-534	14,060	-	-	-	-	-	-	-
Rural Waste Service Center Compaction Equipment	036027-534	-	30,000	-	-	-	-	-	-
Recycling Hooklift Containers	036029-534	-	80,000	-	-	-	-	-	-
Apalachee Parkway Regional Park	045001-572	(6,218)	-	-	-	-	-	-	-
Landfill Closure	435-534	26,372	453,825	521,456	521,456	533,836	546,583	559,709	573,224
Rural Waste Service Centers	437-534	915,352	915,707	913,870	913,870	938,404	958,902	1,015,473	1,038,154

**Leon County Government
Fiscal Year 2010 Budget**

Solid Waste (401)

Appropriations by Department/Division	Acct #	Actual FY 2008	Adopted FY 2009	Requested FY 2010	Budget FY 2010	Planned FY 2011	Planned FY 2012	Planned FY 2013	Planned FY 2014
Transfer Station Operations	441-534	6,168,267	6,404,364	5,280,220	5,280,220	5,673,257	5,946,715	6,231,468	6,527,369
Solid Waste Management Facility	442-534	1,664,596	1,804,092	2,355,195	2,070,645	2,091,583	2,114,014	2,137,103	2,161,170
Hazardous Waste	443-534	358,981	381,182	397,467	397,467	403,458	409,641	416,030	422,623
MIS Automation - Solid Waste Fund	470-534	15,099	15,600	16,755	16,755	16,755	16,755	16,755	16,755
Recycling Services & Education	471-534	414,449	451,951	464,807	464,807	470,422	476,225	482,231	488,435
Landfill Fixed Asset Adjustments	494-534	613,061	-	-	-	-	-	-	-
Solid Waste - Risk	495-534	116,092	96,316	65,963	65,963	72,560	79,816	87,798	96,578
Indirect Costs - Solid Waste	499-534	516,395	470,391	564,100	564,100	586,664	610,131	634,536	659,917
Tax Collector	513-586	27,210	27,319	28,139	28,139	28,983	29,852	30,748	31,670
Budgeted Reserves - Solid Waste Fund	990-599	-	36,210	-	-	247,630	-	-	-
Total Appropriations		11,829,498	12,092,957	11,945,472	11,660,922	11,706,052	12,409,725	13,090,741	13,603,395
Revenues Less Appropriation		(812,139)	-	244,816	-	-	-	-	-

Notes:

The general revenue transfer to this fund was reduced by \$331,313.

Beginning January 2009, the solid waste facility was closed to the public for the disposal of Class III waste. The County now contracts with a private vendor to process this category of waste material. Material that can not be processed at the private facility is disposed of at the solid waste facility by the vendor. Due to this new disposal arrangement, projected operating revenues collected at the solid waste facility will be reduced by \$891,333 or by 36%.

This new disposal contract has allowed the County to reduce personnel and associated costs at the solid waste facility by 7 FTEs saving \$280,185.

This is the last year of a four-year incremental base tipping fee increase. The base tipping fee will increase from \$38/ton to \$39/ton. Transfer station revenues contemplate a tipping fee of \$41.00/ ton (\$39.00 base plus a \$2.00 fuel surcharge).

**Leon County Government
Fiscal Year 2010 Budget**

Amtrak Depot (420)

Fund Type: Enterprise

The Amtrak Depot Fund is an enterprise fund established in support of the County's operation of the Amtrak Depot for public benefit. Major revenue sources of the Amtrak Depot Fund include proceeds from rents charged to occupants of office space located within the facility. The fund is used to account for resources and expenditures associated with the operations and maintenance of the facility.

Revenue Sources	Acct #	Actual FY 2008	Adopted FY 2009	Requested FY 2010	Budget FY 2010	Planned FY 2011	Planned FY 2012	Planned FY 2013	Planned FY 2014
Pool Interest Allocation	361111	4,953	-	-	-	-	-	-	-
Appropriated Fund Balance	399900	-	25,000	25,000	25,000	25,000	25,000	25,000	25,000
Total Revenues		4,953	25,000	25,000	25,000	25,000	25,000	25,000	25,000

Appropriations by Department/Division	Acct #	Actual FY 2008	Adopted FY 2009	Requested FY 2010	Budget FY 2010	Planned FY 2011	Planned FY 2012	Planned FY 2013	Planned FY 2014
Amtrak Depot - Risk	495-590	-	2,101	1,253	1,253	1,378	1,516	1,668	1,835
Amtrak	496-590	-	22,899	23,747	23,747	23,622	23,484	23,332	23,165
Total Appropriations		-	25,000	25,000	25,000	25,000	25,000	25,000	25,000
Revenues Less Appropriation		4,953	-	-	-	-	-	-	-

**Leon County Government
Fiscal Year 2010 Budget**

Insurance Service (501)

Fund Type: Internal Services

The Insurance Service Fund is an internal service fund established in support of general County operations. Major revenue sources of the Insurance Service Fund include proceeds from interdepartmental billings. The fund is used to account for resources and expenditures associated with assessed premiums, claims, and administration of the County's Risk Management Program related to auto and property liability, workers' compensation, and other types of insurance.

Revenue Sources	Acct #	Actual FY 2008	Adopted FY 2009	Requested FY 2010	Budget FY 2010	Planned FY 2011	Planned FY 2012	Planned FY 2013	Planned FY 2014
Interest Income - Investment	361110	24,056	-	-	-	-	-	-	-
Pool Interest Allocation	361111	319,561	105,450	157,801	149,911	149,959	150,009	150,062	150,118
Net Incr (decr) In Fmv of Investment	361300	(38,772)	-	-	-	-	-	-	-
Vehicle Insurance	396100	366,547	359,368	388,822	388,822	400,600	412,600	425,000	437,900
General Liability	396200	788,871	759,779	652,513	652,513	672,100	692,300	713,100	734,500
Aviation Insurance	396300	29,972	34,742	26,852	26,852	27,700	28,500	59,400	30,300
Property Insurance	396400	1,764,188	1,484,227	891,501	891,501	918,400	945,900	974,200	1,003,500
Workers Compensation Insurance	396600	2,227,824	2,188,994	1,997,299	1,997,299	2,023,591	2,084,512	2,147,228	2,211,658
Appropriated Fund Balance	399900	-	1,952	-	-	-	-	-	-
Total Revenues		5,482,246	4,934,512	4,114,788	4,106,898	4,192,350	4,313,821	4,468,990	4,567,976

Appropriations by Department/Division	Acct #	Actual FY 2008	Adopted FY 2009	Requested FY 2010	Budget FY 2010	Planned FY 2011	Planned FY 2012	Planned FY 2013	Planned FY 2014
Risk Management	132-513	216,895	240,737	242,898	242,898	246,463	250,154	253,971	257,919
Indirect Costs - Insurance Service	499-596	38,593	35,075	36,500	36,500	37,960	39,478	41,057	42,699
Workers Comp Risk Management	821-596	5,001,404	4,658,700	3,827,500	3,827,500	3,907,927	4,024,189	4,173,962	4,267,358
Total Appropriations		5,256,891	4,934,512	4,106,898	4,106,898	4,192,350	4,313,821	4,468,990	4,567,976
Revenues Less Appropriation		225,355	-	7,890	-	-	-	-	-

**Leon County Government
Fiscal Year 2010 Budget**

Communications Trust (502)

Fund Type: Internal Services

The Communications Trust Fund is an internal service fund established to account for the resources and expenditures associated with the County's communication network, which includes the telephone and internet systems. The individual departments and agencies are assessed based on the number of internet connections, data lines, and telephone usage within their individual areas.

Revenue Sources	Acct #	Actual FY 2008	Adopted FY 2009	Requested FY 2010	Budget FY 2010	Planned FY 2011	Planned FY 2012	Planned FY 2013	Planned FY 2014
Pool Interest Allocation	361111	8,650	-	-	-	-	-	-	-
Departmental Billings	394000	283,738	265,440	237,785	237,785	237,785	237,785	237,785	237,785
Departmental Billings - MIS Automation	394200	410,108	459,481	388,910	388,910	388,910	388,910	388,910	388,910
Total Revenues		702,496	724,921	626,695	626,695	626,695	626,695	626,695	626,695
Appropriations by Department/Division	Acct #	Actual FY 2008	Adopted FY 2009	Requested FY 2010	Budget FY 2010	Planned FY 2011	Planned FY 2012	Planned FY 2013	Planned FY 2014
Communications Trust	900-590	640,442	724,921	626,695	626,695	626,695	626,695	626,695	626,695
Communications Trust	900-713	46,850	-	-	-	-	-	-	-
Total Appropriations		687,292	724,921	626,695	626,695	626,695	626,695	626,695	626,695
Revenues Less Appropriation		15,204	-	-	-	-	-	-	-

Notes:

The expansion of the phone system to the County Health Department has provided an economy of scales and reduced communication costs by \$98,226.

**Leon County Government
Fiscal Year 2010 Budget**

Motor Pool (505)

Fund Type: Internal Services

The Motor Pool Fund is an internal service fund established to account for the costs associated with operating and maintaining the County's fleet of vehicles and heavy equipment. This internal service fund generates its revenues from direct billings by the Fleet Management Department to other departmental users. Fuel purchased by the Fleet Management Department is supplied to departmental users at cost plus a minor surcharge. Repairs and maintenance performed by the Fleet Management Department are charged to users at the cost of parts plus an applicable shop rate.

Revenue Sources	Acct #	Actual FY 2008	Adopted FY 2009	Requested FY 2010	Budget FY 2010	Planned FY 2011	Planned FY 2012	Planned FY 2013	Planned FY 2014
Departmental Billings - Fleet	394100	1,141,665	1,301,669	1,399,996	1,399,996	1,441,573	1,484,398	1,528,507	1,573,940
Gas and Oil Sales	395100	1,899,521	1,917,940	1,600,135	1,600,135	1,624,844	1,650,048	1,675,756	1,701,978
Total Revenues		3,041,187	3,219,609	3,000,131	3,000,131	3,066,417	3,134,446	3,204,263	3,275,918

Appropriations by Department/Division	Acct #	Actual FY 2008	Adopted FY 2009	Requested FY 2010	Budget FY 2010	Planned FY 2011	Planned FY 2012	Planned FY 2013	Planned FY 2014
Fleet Maintenance	425-591	3,071,560	3,160,264	2,930,943	2,930,943	2,950,781	2,971,309	2,992,574	3,014,580
MIS Automation - Motor Pool Fund	470-519	715	794	615	615	615	615	615	615
Fleet Maintenance - Risk	495-591	23,840	21,894	13,859	13,859	15,245	16,770	18,448	20,293
Budgeted Reserves - Motor Pool Fund	990-599	-	36,657	54,714	54,714	99,776	145,752	192,626	240,430
Total Appropriations		3,096,115	3,219,609	3,000,131	3,000,131	3,066,417	3,134,446	3,204,263	3,275,918
Revenues Less Appropriation		(54,929)	-	-	-	-	-	-	-

Notes:

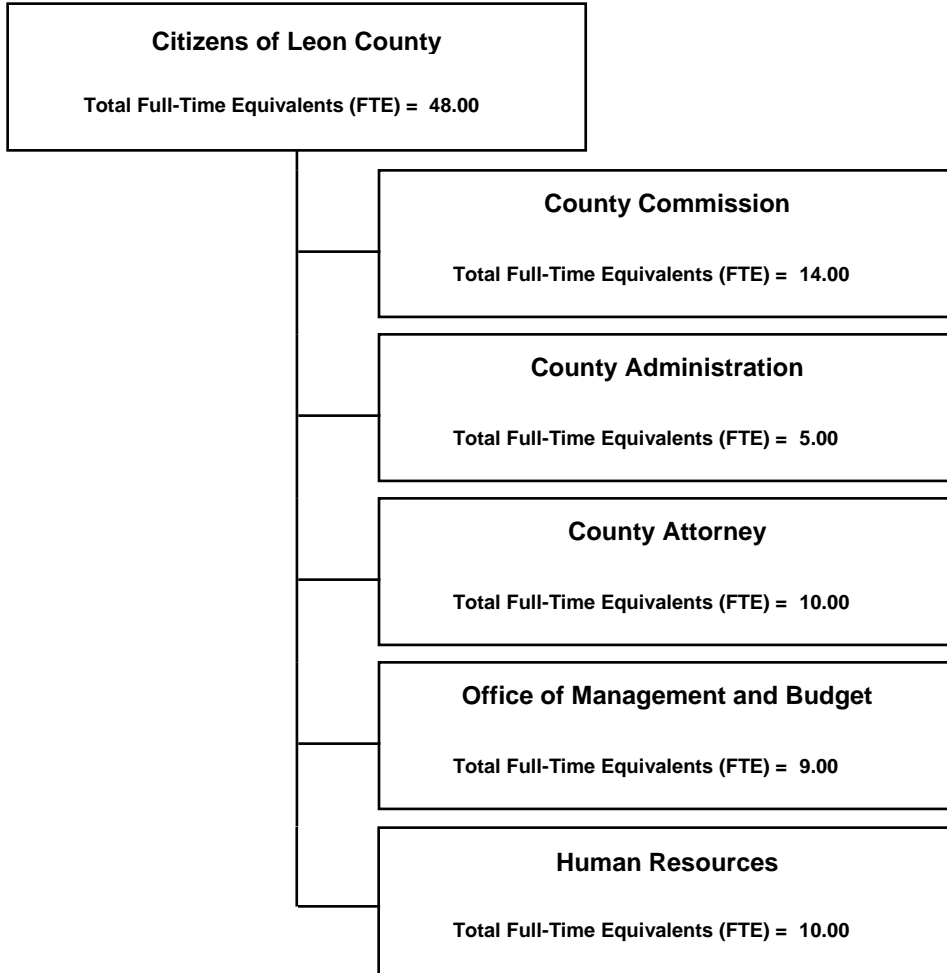
A reduction in fuel costs from FY 2009 has produced savings of \$219,478 to the motor pool fund. To hedge against price volatility and additional \$75,000 has been budgeted in general fund reserves. Additionally, budgeted reserves are also available in special revenue and enterprise funds that support fleet vehicles and heavy equipment.



Legislative/Administrative

Organizational Chart	6 - 2
Executive Summary	6 - 3
Legislative/Administrative Summary	6 - 4
County Commission	6 - 5
County Administration	6 - 16
County Attorney	6 - 18
Office of Management & Budget/Risk Management	6 - 22
Human Resources	6 - 27

Legislative/Administrative



Legislative/Administrative

Executive Summary

The Legislative/Administrative section of the Leon County FY 2010 Annual Budget is comprised of the Board of County Commissioners, County Administration, the County Attorney's Office, the Office of Management & Budget, and Human Resources.

The Board of County Commissioners provides leadership and direction to County departments and programs. County Administration facilitates the delivery of services consistent with priorities and policies established by the Board. The County Attorney provides legal services for the Board and all departments under the Board. The Office of Management & Budget provides financial management and guidance to the Board, County Administrator, and other departments. Human Resources provide services in the areas of recruitment, employment, benefits, compensation, workplace safety, and regulatory compliance.

HIGHLIGHTS

The Board of County Commissioners has provided guidance and direction relating to County priorities during a time of economic stress and reduced resources. The Boards' established priorities for the budget are:

1. Economic Development
2. Climate Change and Sustainability
3. Revenue Diversification
4. Southern Strategy
5. Wakulla Springs Protection
6. Countywide Stormwater Standards
7. Functional Consolidation
8. Fire/EMS Merger and Joint Dispatch Facility
9. Primary and Mental Health Care for the uninsured
10. Increasing Citizen Input

The Board adopted an economic stimulus plan to create jobs in Leon County that includes constructing three branch libraries (Northwest, Eastside, and Woodville) expanding the Northeast and B.L. Perry branch libraries, providing matching funds for federal economic stimulus dollars, and funding to complete the construction of Buck Lake Road.

In addition, the Board approved an interlocal agreement with the City of Tallahassee for a functionally consolidated Fire/EMS Department, and approved fire service fees to provide enhanced fire services in the unincorporated area of the County. The Board also authorized the County Administrator to begin discussions with the City towards consolidating the Minority/Women Small Business Enterprise Program and Growth Management functions.

Furthermore, adequate resources were provided in the budget in order to achieve the Boards' identified priorities.

County Administration will continue to provide leadership and direction to County employees, to facilitate the implementation of Board priorities and policies and to manage the operation of County functions to ensure the delivery of cost effective, customer responsive public services within the bounds of available resources. The County Administration function was reorganized to reduce personnel service costs and improve efficiencies.

The County Attorney's Office (CAO) provides legal counsel and drafting on ordinances, resolutions, contracts, and policies. Two positions associated with eminent domain functions were eliminated from the budget as part of overall budget reductions for a savings of \$164,436.

The Office of Management & Budget (OMB) developed a balanced Operating and Capital Improvement Program budget. On behalf of the County Administrator, as adopted by the Board, OMB provides the County's Operating Budget, Capital Improvement Program, and Budget in Brief on the Internet for better accessibility by the public. OMB received the Government Finance Officers Association of the US and Canada's Distinguished Budget Award for the 18th consecutive year.

Human Resources (HR) continues to provide recruitment, employment, benefits, compensation, and regulatory compliance services in order to attract and retain a highly talented, committed, and diverse Leon County workforce. The Board approved funding for the planning and implementation phase of a comprehensive wellness program to help employees develop healthy lifestyles. As part of the FY 2010 budget reductions, the Workplace Diversity Internship Program was eliminated for a savings of \$38,500.

**Leon County Government
Fiscal Year 2010 Budget**

Legislative/Administrative

Budgetary Costs	FY 2008 Actual	FY 2009 Adopted	FY 2010 Continuation	FY 2010 Issues	FY 2010 Budget	FY 2011 Budget
Personal Services	4,296,142	4,699,587	4,891,729	(186,409)	4,705,320	4,850,069
Operating	871,820	1,087,974	1,084,493	11,602	1,096,095	1,096,095
Capital Outlay	2,274	-	-	-	-	-
Total Budgetary Costs	<u>5,170,236</u>	<u>5,787,561</u>	<u>5,976,222</u>	<u>(174,807)</u>	<u>5,801,415</u>	<u>5,946,164</u>
Appropriations	FY 2008 Actual	FY 2009 Adopted	FY 2010 Continuation	FY 2010 Issues	FY 2010 Budget	FY 2011 Budget
County Commission	1,283,290	1,357,914	1,377,740	-	1,377,740	1,416,674
County Administration	543,428	817,832	755,748	-	755,748	778,296
County Attorney	1,560,784	1,581,943	1,768,532	(164,436)	1,604,096	1,636,431
Office of Management and Budget	893,045	956,179	985,810	10,129	995,939	1,020,845
Human Resources	889,689	1,073,693	1,088,392	(20,500)	1,067,892	1,093,918
Total Budget	<u>5,170,236</u>	<u>5,787,561</u>	<u>5,976,222</u>	<u>(174,807)</u>	<u>5,801,415</u>	<u>5,946,164</u>
Funding Sources	FY 2008 Actual	FY 2009 Adopted	FY 2010 Continuation	FY 2010 Issues	FY 2010 Budget	FY 2011 Budget
001 General Fund	4,781,398	5,546,824	5,568,888	(10,371)	5,558,517	5,699,701
106 Transportation Trust	171,943	-	164,436	(164,436)	-	-
501 Insurance Service	216,895	240,737	242,898	-	242,898	246,463
Total Revenues	<u>5,170,236</u>	<u>5,787,561</u>	<u>5,976,222</u>	<u>(174,807)</u>	<u>5,801,415</u>	<u>5,946,164</u>
Staffing Summary	FY 2008 Actual	FY 2009 Adopted	FY 2010 Continuation	FY 2010 Issues	FY 2010 Budget	FY 2011 Budget
County Administration	4.00	6.00	5.00	-	5.00	5.00
County Attorney	12.00	12.00	12.00	(2.00)	10.00	10.00
County Commission	14.00	14.00	14.00	-	14.00	14.00
Human Resources	10.00	10.00	10.00	-	10.00	10.00
Office of Management and Budget	9.00	9.00	9.00	-	9.00	9.00
Total Full-Time Equivalents (FTE)	<u>49.00</u>	<u>51.00</u>	<u>50.00</u>	<u>(2.00)</u>	<u>48.00</u>	<u>48.00</u>

Notes:

Historically, the County has had a separate budgeted reserve account. During the fiscal year the County would realign the funds from the reserve account to the individual budgets as needed. Due to employees not receiving raises in FY 2010, the FY 2009 budgeted salary contingency dollars were realigned to division budgets as if the contingency had been budgeted directly in division salary accounts. This was done to more accurately display the year-to-year variance in division budgets with consideration to budgeted personnel expenses. This adjustment did not change the FY 2009 adopted budget figure. In future years, projected salary adjustments will be directly budgeted in division accounts, and the salary contingency reserve account will no longer be utilized.

**Leon County Government
Fiscal Year 2010 Budget**

**Legislative/Administrative
County Commission Summary**

Budgetary Costs	FY 2008 Actual	FY 2009 Adopted	FY 2010 Continuation	FY 2010 Issues	FY 2010 Budget	FY 2011 Budget
Personal Services	1,212,849	1,264,789	1,285,780	-	1,285,780	1,324,714
Operating	70,441	93,125	91,960	-	91,960	91,960
Total Budgetary Costs	<u>1,283,290</u>	<u>1,357,914</u>	<u>1,377,740</u>	<u>-</u>	<u>1,377,740</u>	<u>1,416,674</u>
Appropriations	FY 2008 Actual	FY 2009 Adopted	FY 2010 Continuation	FY 2010 Issues	FY 2010 Budget	FY 2011 Budget
Commission At-large 6 (001-106-511)	3,514	9,500	9,500	-	9,500	9,500
Commission At-large 7 (001-107-511)	9,497	9,500	9,500	-	9,500	9,500
Commission District 1 (001-101-511)	9,493	9,500	9,500	-	9,500	9,500
Commission District 2 (001-102-511)	5,204	9,500	9,500	-	9,500	9,500
Commission District 3 (001-103-511)	9,320	9,500	9,500	-	9,500	9,500
Commission District 4 (001-104-511)	7,886	9,500	9,500	-	9,500	9,500
Commission District 5 (001-105-511)	5,247	9,500	9,500	-	9,500	9,500
Commissioners' Account (001-108-511)	20,280	26,625	25,460	-	25,460	25,460
County Commission (001-100-511)	1,212,849	1,264,789	1,285,780	-	1,285,780	1,324,714
Total Budget	<u>1,283,290</u>	<u>1,357,914</u>	<u>1,377,740</u>	<u>-</u>	<u>1,377,740</u>	<u>1,416,674</u>
Funding Sources	FY 2008 Actual	FY 2009 Adopted	FY 2010 Continuation	FY 2010 Issues	FY 2010 Budget	FY 2011 Budget
001 General Fund	1,283,290	1,357,914	1,377,740	-	1,377,740	1,416,674
Total Revenues	<u>1,283,290</u>	<u>1,357,914</u>	<u>1,377,740</u>	<u>-</u>	<u>1,377,740</u>	<u>1,416,674</u>
Staffing Summary	FY 2008 Actual	FY 2009 Adopted	FY 2010 Continuation	FY 2010 Issues	FY 2010 Budget	FY 2011 Budget
County Commission (001-100-511)	14.00	14.00	14.00	-	14.00	14.00
Total Full-Time Equivalents (FTE)	<u>14.00</u>	<u>14.00</u>	<u>14.00</u>	<u>-</u>	<u>14.00</u>	<u>14.00</u>

County Commission

Organizational Code: 001-10X-511

Mission

The goal of the County Commission is to serve as elected officers and fiscal representatives of the County as well as to serve as the legislative and governing body of the County government.

Goals

1. Provide leadership and direction to County departments and programs in order to facilitate efficient and cost-effective delivery of services.
2. Safeguard the citizens' tax dollars through the funding of necessary and effective programs that serve to improve and enhance the quality of life in Leon County.

Statutory Requirements

County Charter and all applicable Florida Laws

Advisory Board

Apalachee Regional Planning Council; Audit Committee; Canvassing Board; Civic Center Authority; Coalition for Positive Growth Management; Correctional Planning Committee/CJIS; Criminal Justice Coordinating Council; Cultural Resources Commission; Downtown Improvement Authority; Downtown Merchants and Business Association; Economic Development Council; Geobased Information Systems; Healthcare Advisory Board; Juvenile Justice Council; Research & Development Authority; Science Advisory Committee; Convention & Visitors Bureau; Metropolitan Transportation Organization; Museum of History & Natural Science; Tourist Development Council; Transportation Disadvantaged Coordination Board; 21st Century Council; Value Adjustment Board; Water Resources Committee

**Leon County Government
Fiscal Year 2010 Budget**

**Legislative/Administrative
County Commission - County Commission (001-100-511)**

Budgetary Costs	FY 2008 Actual	FY 2009 Adopted	FY 2010 Continuation	FY 2010 Issues	FY 2010 Budget	FY 2011 Budget
Personal Services	1,212,849	1,264,789	1,285,780	-	1,285,780	1,324,714
Total Budgetary Costs	<u>1,212,849</u>	<u>1,264,789</u>	<u>1,285,780</u>	<u>-</u>	<u>1,285,780</u>	<u>1,324,714</u>
Funding Sources	FY 2008 Actual	FY 2009 Adopted	FY 2010 Continuation	FY 2010 Issues	FY 2010 Budget	FY 2011 Budget
001 General Fund	1,212,849	1,264,789	1,285,780	-	1,285,780	1,324,714
Total Revenues	<u>1,212,849</u>	<u>1,264,789</u>	<u>1,285,780</u>	<u>-</u>	<u>1,285,780</u>	<u>1,324,714</u>
Staffing Summary	FY 2008 Actual	FY 2009 Adopted	FY 2010 Continuation	FY 2010 Issues	FY 2010 Budget	FY 2011 Budget
Commission Aide	7.00	7.00	7.00	-	7.00	7.00
County Commissioner	7.00	7.00	7.00	-	7.00	7.00
Total Full-Time Equivalents (FTE)	<u>14.00</u>	<u>14.00</u>	<u>14.00</u>	<u>-</u>	<u>14.00</u>	<u>14.00</u>

Notes:

This program is recommended at an overall increased funding level due to personnel and service level enhancements. However, there are decreased costs associated with this program. The funding level adjustments for FY10 are as follows:

Increases to Program Funding Levels:

1. Personnel costs associated with employer contribution to retirement costs.
2. A 12% increase in employer contributions to health insurance as approved by the Board.

Decreases to Program Funding Levels:

1. Costs associated with workers' compensation.

**Leon County Government
Fiscal Year 2010 Budget**

**Legislative/Administrative
County Commission - Commission District 1 (001-101-511)**

Budgetary Costs	FY 2008 Actual	FY 2009 Adopted	FY 2010 Continuation	FY 2010 Issues	FY 2010 Budget	FY 2011 Budget
Operating	9,493	9,500	9,500	-	9,500	9,500
Total Budgetary Costs	<u>9,493</u>	<u>9,500</u>	<u>9,500</u>	<u>-</u>	<u>9,500</u>	<u>9,500</u>
Funding Sources	FY 2008 Actual	FY 2009 Adopted	FY 2010 Continuation	FY 2010 Issues	FY 2010 Budget	FY 2011 Budget
001 General Fund	9,493	9,500	9,500	-	9,500	9,500
Total Revenues	<u>9,493</u>	<u>9,500</u>	<u>9,500</u>	<u>-</u>	<u>9,500</u>	<u>9,500</u>

Note:
This program is recommended at the same level of funding for FY10.

**Leon County Government
Fiscal Year 2010 Budget**

**Legislative/Administrative
County Commission - Commission District 2 (001-102-511)**

Budgetary Costs	FY 2008 Actual	FY 2009 Adopted	FY 2010 Continuation	FY 2010 Issues	FY 2010 Budget	FY 2011 Budget
Operating	5,204	9,500	9,500	-	9,500	9,500
Total Budgetary Costs	<u>5,204</u>	<u>9,500</u>	<u>9,500</u>	<u>-</u>	<u>9,500</u>	<u>9,500</u>
Funding Sources	FY 2008 Actual	FY 2009 Adopted	FY 2010 Continuation	FY 2010 Issues	FY 2010 Budget	FY 2011 Budget
001 General Fund	5,204	9,500	9,500	-	9,500	9,500
Total Revenues	<u>5,204</u>	<u>9,500</u>	<u>9,500</u>	<u>-</u>	<u>9,500</u>	<u>9,500</u>

Note:
This program is recommended at the same level of funding for FY10.

**Leon County Government
Fiscal Year 2010 Budget**

**Legislative/Administrative
County Commission - Commission District 3 (001-103-511)**

Budgetary Costs	FY 2008 Actual	FY 2009 Adopted	FY 2010 Continuation	FY 2010 Issues	FY 2010 Budget	FY 2011 Budget
Operating	9,320	9,500	9,500	-	9,500	9,500
Total Budgetary Costs	<u>9,320</u>	<u>9,500</u>	<u>9,500</u>	<u>-</u>	<u>9,500</u>	<u>9,500</u>
Funding Sources	FY 2008 Actual	FY 2009 Adopted	FY 2010 Continuation	FY 2010 Issues	FY 2010 Budget	FY 2011 Budget
001 General Fund	9,320	9,500	9,500	-	9,500	9,500
Total Revenues	<u>9,320</u>	<u>9,500</u>	<u>9,500</u>	<u>-</u>	<u>9,500</u>	<u>9,500</u>

Note:
This program is recommended at the same level of funding for FY10.

**Leon County Government
Fiscal Year 2010 Budget**

**Legislative/Administrative
County Commission - Commission District 4 (001-104-511)**

Budgetary Costs	FY 2008 Actual	FY 2009 Adopted	FY 2010 Continuation	FY 2010 Issues	FY 2010 Budget	FY 2011 Budget
Operating	7,886	9,500	9,500	-	9,500	9,500
Total Budgetary Costs	<u>7,886</u>	<u>9,500</u>	<u>9,500</u>	<u>-</u>	<u>9,500</u>	<u>9,500</u>
Funding Sources	FY 2008 Actual	FY 2009 Adopted	FY 2010 Continuation	FY 2010 Issues	FY 2010 Budget	FY 2011 Budget
001 General Fund	7,886	9,500	9,500	-	9,500	9,500
Total Revenues	<u>7,886</u>	<u>9,500</u>	<u>9,500</u>	<u>-</u>	<u>9,500</u>	<u>9,500</u>

Note:
This program is recommended at the same level of funding for FY10.

**Leon County Government
Fiscal Year 2010 Budget**

**Legislative/Administrative
County Commission - Commission District 5 (001-105-511)**

Budgetary Costs	FY 2008 Actual	FY 2009 Adopted	FY 2010 Continuation	FY 2010 Issues	FY 2010 Budget	FY 2011 Budget
Operating	5,247	9,500	9,500	-	9,500	9,500
Total Budgetary Costs	<u>5,247</u>	<u>9,500</u>	<u>9,500</u>	<u>-</u>	<u>9,500</u>	<u>9,500</u>
Funding Sources	FY 2008 Actual	FY 2009 Adopted	FY 2010 Continuation	FY 2010 Issues	FY 2010 Budget	FY 2011 Budget
001 General Fund	5,247	9,500	9,500	-	9,500	9,500
Total Revenues	<u>5,247</u>	<u>9,500</u>	<u>9,500</u>	<u>-</u>	<u>9,500</u>	<u>9,500</u>

Note:
This program is recommended at the same level of funding for FY10.

**Leon County Government
Fiscal Year 2010 Budget**

**Legislative/Administrative
County Commission - Commission At-large 6 (001-106-511)**

Budgetary Costs	FY 2008 Actual	FY 2009 Adopted	FY 2010 Continuation	FY 2010 Issues	FY 2010 Budget	FY 2011 Budget
Operating	3,514	9,500	9,500	-	9,500	9,500
Total Budgetary Costs	<u>3,514</u>	<u>9,500</u>	<u>9,500</u>	<u>-</u>	<u>9,500</u>	<u>9,500</u>
Funding Sources	FY 2008 Actual	FY 2009 Adopted	FY 2010 Continuation	FY 2010 Issues	FY 2010 Budget	FY 2011 Budget
001 General Fund	3,514	9,500	9,500	-	9,500	9,500
Total Revenues	<u>3,514</u>	<u>9,500</u>	<u>9,500</u>	<u>-</u>	<u>9,500</u>	<u>9,500</u>

Note:
This program is recommended at the same level of funding for FY10.

**Leon County Government
Fiscal Year 2010 Budget**

**Legislative/Administrative
County Commission - Commission At-large 7 (001-107-511)**

Budgetary Costs	FY 2008 Actual	FY 2009 Adopted	FY 2010 Continuation	FY 2010 Issues	FY 2010 Budget	FY 2011 Budget
Operating	9,497	9,500	9,500	-	9,500	9,500
Total Budgetary Costs	<u>9,497</u>	<u>9,500</u>	<u>9,500</u>	<u>-</u>	<u>9,500</u>	<u>9,500</u>
Funding Sources	FY 2008 Actual	FY 2009 Adopted	FY 2010 Continuation	FY 2010 Issues	FY 2010 Budget	FY 2011 Budget
001 General Fund	9,497	9,500	9,500	-	9,500	9,500
Total Revenues	<u>9,497</u>	<u>9,500</u>	<u>9,500</u>	<u>-</u>	<u>9,500</u>	<u>9,500</u>

Note:
This program is recommended at the same level of funding for FY10.

**Leon County Government
Fiscal Year 2010 Budget**

**Legislative/Administrative
County Commission - Commissioners' Account (001-108-511)**

Budgetary Costs	FY 2008 Actual	FY 2009 Adopted	FY 2010 Continuation	FY 2010 Issues	FY 2010 Budget	FY 2011 Budget
Operating	20,280	26,625	25,460	-	25,460	25,460
Total Budgetary Costs	<u>20,280</u>	<u>26,625</u>	<u>25,460</u>	<u>-</u>	<u>25,460</u>	<u>25,460</u>
Funding Sources	FY 2008 Actual	FY 2009 Adopted	FY 2010 Continuation	FY 2010 Issues	FY 2010 Budget	FY 2011 Budget
001 General Fund	20,280	26,625	25,460	-	25,460	25,460
Total Revenues	<u>20,280</u>	<u>26,625</u>	<u>25,460</u>	<u>-</u>	<u>25,460</u>	<u>25,460</u>

Note:
This program is recommended at an overall decreased funding level due to service level reductions. The funding level adjustments for FY10 are as follows:

- Decreases to Program Funding Levels:
1. Communication costs in the amount of \$1,165.

County Administration

Organization Code: 001-110-512

Goal

The goal of the County Administration is to provide leadership and direction to County employees, to facilitate the implementation of Board priorities and policies and to manage the operation of County functions to ensure the delivery of cost effective, customer-responsive public services within the bounds of available resources.

Objectives

1. Provide leadership, coordination, and direction to County departments to facilitate the delivery of services consistent with Board priorities and policies.
2. Develop Action Plans and implement Annual Board Retreat Priorities.
3. Present Agenda Requests to the Board and provide staff recommendations on County issues requiring Board review and approval.
4. Meet with County employees at least once annually to discuss County issues, hear employee concerns, and implement improvements in County processes.
5. Respond to citizen requests for information and public requests for service in an effective and timely manner.

Statutory Requirements

County Administration is responsible for ensuring compliance with all applicable County Laws and Statutes administered by programs under the Board of County Commissioners.

Advisory Board

Primary Health Care Board, Chair of the Public Safety Communications Board

**Leon County Government
Fiscal Year 2010 Budget**

**Legislative/Administrative
County Administration (001-110-512)**

Budgetary Costs	FY 2008 Actual	FY 2009 Adopted	FY 2010 Continuation	FY 2010 Issues	FY 2010 Budget	FY 2011 Budget
Personal Services	539,069	797,801	742,461	-	742,461	765,009
Operating	4,359	20,031	13,287	-	13,287	13,287
Total Budgetary Costs	<u>543,428</u>	<u>817,832</u>	<u>755,748</u>	<u>-</u>	<u>755,748</u>	<u>778,296</u>

Funding Sources	FY 2008 Actual	FY 2009 Adopted	FY 2010 Continuation	FY 2010 Issues	FY 2010 Budget	FY 2011 Budget
001 General Fund	543,428	817,832	755,748	-	755,748	778,296
Total Revenues	<u>543,428</u>	<u>817,832</u>	<u>755,748</u>	<u>-</u>	<u>755,748</u>	<u>778,296</u>

Staffing Summary	FY 2008 Actual	FY 2009 Adopted	FY 2010 Continuation	FY 2010 Issues	FY 2010 Budget	FY 2011 Budget
Agenda Coordinator	1.00	1.00	1.00	-	1.00	1.00
Assistant to the County Administrator	1.00	1.00	-	-	-	-
Asst. to the Mgmt. Serv. Dir	-	1.00	1.00	-	1.00	1.00
County Administrator	1.00	1.00	1.00	-	1.00	1.00
Mgmt Services Director	-	1.00	-	-	-	-
Sr. Executive Assistant	1.00	1.00	1.00	-	1.00	1.00
Sr. Asst. to the County Administrator	-	-	1.00	-	1.00	1.00
Total Full-Time Equivalents (FTE)	<u>4.00</u>	<u>6.00</u>	<u>5.00</u>	<u>-</u>	<u>5.00</u>	<u>5.00</u>

This program is recommended at an overall decreased funding level due to personnel and service level reductions. The funding level adjustments for FY10 are as follows:

Decreases to Program Funding Levels:

1. Personnel cost reductions associated with a realignment of personnel within the organization, including the elimination of the Management Services Director position during FY09 which will be offset by a 12% increase in employer contributions to healthcare and increased retirement costs.
2. Costs associated with workers' compensation.
3. Travel and Training in the amount of \$2,200.
4. Office and operating supplies in the amount of \$2,304.
5. Other operating costs associated with printing and binding, postage, communication charges, and publications and memberships in the amount of \$2,240.

**Leon County Government
Fiscal Year 2010 Budget**

**Legislative/Administrative
County Attorney Summary**

Budgetary Costs	FY 2008 Actual	FY 2009 Adopted	FY 2010 Continuation	FY 2010 Issues	FY 2010 Budget	FY 2011 Budget
Personal Services	1,013,328	1,030,132	1,211,263	(158,038)	1,053,225	1,085,560
Operating	545,182	551,811	557,269	(6,398)	550,871	550,871
Capital Outlay	2,274	-	-	-	-	-
Total Budgetary Costs	<u>1,560,784</u>	<u>1,581,943</u>	<u>1,768,532</u>	<u>(164,436)</u>	<u>1,604,096</u>	<u>1,636,431</u>
Appropriations	FY 2008 Actual	FY 2009 Adopted	FY 2010 Continuation	FY 2010 Issues	FY 2010 Budget	FY 2011 Budget
County Attorney (001-120-514)	1,388,841	1,581,943	1,604,096	-	1,604,096	1,636,431
Eminent Domain/Real Estate Attorney (106-122-541)	171,943	-	164,436	(164,436)	-	-
Total Budget	<u>1,560,784</u>	<u>1,581,943</u>	<u>1,768,532</u>	<u>(164,436)</u>	<u>1,604,096</u>	<u>1,636,431</u>
Funding Sources	FY 2008 Actual	FY 2009 Adopted	FY 2010 Continuation	FY 2010 Issues	FY 2010 Budget	FY 2011 Budget
001 General Fund	1,388,841	1,581,943	1,604,096	-	1,604,096	1,636,431
106 Transportation Trust	171,943	-	164,436	(164,436)	-	-
Total Revenues	<u>1,560,784</u>	<u>1,581,943</u>	<u>1,768,532</u>	<u>(164,436)</u>	<u>1,604,096</u>	<u>1,636,431</u>
Staffing Summary	FY 2008 Actual	FY 2009 Adopted	FY 2010 Continuation	FY 2010 Issues	FY 2010 Budget	FY 2011 Budget
County Attorney (001-120-514)	10.00	10.00	10.00	-	10.00	10.00
Eminent Domain/Real Estate Attorney (106-122-541)	2.00	2.00	2.00	(2.00)	-	-
Total Full-Time Equivalents (FTE)	<u>12.00</u>	<u>12.00</u>	<u>12.00</u>	<u>(2.00)</u>	<u>10.00</u>	<u>10.00</u>

County Attorney

Organizational Codes: 001-120-514 and 106-122-541

Goal

The goal of the County Attorney's Office is to provide high quality legal representation to the Board of County Commissioners, all departments and divisions under the Board, the County Administrator, and certain other boards and officials of Leon County as directed by the Board of County Commissioners.

Objectives

1. Advising, counseling, and providing legal opinions to the Board of County Commissioners and to County Administration.
2. Representing clients (BCC, County Departments and employees) in litigation matters before the Courts and before administrative agencies such as the Division of Administrative Hearings, Code Enforcement Board, and Board of Adjustment and Appeals.
3. Preparing briefs and making oral arguments before various appellate courts in cases on appeal.
4. Representing Leon County in employment related matters before agencies such as the Florida Commission on Human Relations and the Agency for Work Force Innovation.
5. Providing legal education seminars to Sr. Management staff.
6. Preparing materials and presenting workshops to the Board of County Commissioners.
7. Representing the Board of County Commissioners and County Administration in negotiating contracts.
8. Researching and drafting for Board consideration legal documents such as contracts, ordinances, resolutions, and Board policies.
9. Reviewing documents to be signed by the Chairman or the County Administrator, or their designees, other than routine correspondence.
10. Preparing and reviewing legal advertisements relating to the adoption of ordinances and certain meetings of the Board of County Commissioners.
11. Reviewing documentation relating to subdivision approval, including plats, maintenance agreements, restrictive covenants, and so forth.
12. Working with County staff in responding to public records requests.

Real Estate and Eminent Domain

1. Representing the Board of County Commissioners and County Administration in negotiating real estate and eminent domain contracts.
2. Commencing eminent domain lawsuits when necessary.
3. Participating in committee work dealing with establishment and implementation of various Leon County programs involving real estate transactional matters such as Flood Lands Exchange Program, County Lands Survey Program, Flooded Property Acquisition Program, Private Paved Roads Repair Services Program, and Homestead Loss Prevention Program.
4. Representing Leon County, the Board of County Commissioners, and the County's departments and employees, in their capacity as a County employee, in all eminent domain matters, including road widening projects, drainage improvement projects, and 2/3 special assessment paving projects.
5. Reviewing and/or preparing legal documents such as purchase and sale agreements, lease agreements, eminent domain acquisition documents.

Statutory Requirements

Chapter 112, Florida Statutes, Public Officers and Employees
Chapter 119, Florida Statutes, Public Records
Chapter 73, Florida Statutes, Eminent Domain
Chapter 74, Florida Statutes, Proceedings Supplemental to Eminent Domain
Chapter 127, Florida Statutes, Right of Eminent Domain to Counties

Advisory Board

The County Attorney's Office represents the Board of County Commissioners, the Canvassing Board, the Tourist Development Council, and the Contractors Licensing Board, and we represent staff before the Code Enforcement Board and the Board of Adjustment and Appeals.

**Leon County Government
Fiscal Year 2010 Budget**

**Legislative/Administrative
County Attorney - County Attorney (001-120-514)**

Budgetary Costs	FY 2008 Actual	FY 2009 Adopted	FY 2010 Continuation	FY 2010 Issues	FY 2010 Budget	FY 2011 Budget
Personal Services	847,153	1,030,132	1,053,225	-	1,053,225	1,085,560
Operating	539,414	551,811	550,871	-	550,871	550,871
Capital Outlay	2,274	-	-	-	-	-
Total Budgetary Costs	<u>1,388,841</u>	<u>1,581,943</u>	<u>1,604,096</u>	<u>-</u>	<u>1,604,096</u>	<u>1,636,431</u>
Funding Sources	FY 2008 Actual	FY 2009 Adopted	FY 2010 Continuation	FY 2010 Issues	FY 2010 Budget	FY 2011 Budget
001 General Fund	1,388,841	1,581,943	1,604,096	-	1,604,096	1,636,431
Total Revenues	<u>1,388,841</u>	<u>1,581,943</u>	<u>1,604,096</u>	<u>-</u>	<u>1,604,096</u>	<u>1,636,431</u>
Staffing Summary	FY 2008 Actual	FY 2009 Adopted	FY 2010 Continuation	FY 2010 Issues	FY 2010 Budget	FY 2011 Budget
Administrative Associate III	1.00	1.00	1.00	-	1.00	1.00
Asst County Attorney	2.00	2.00	2.00	-	2.00	2.00
County Attorney	1.00	1.00	1.00	-	1.00	1.00
Legal Administrator	1.00	1.00	1.00	-	1.00	1.00
Legal Records Specialist	1.00	1.00	1.00	-	1.00	1.00
Legal Assistant	1.00	1.00	1.00	-	1.00	1.00
Sr. Legal Assistant	1.00	1.00	1.00	-	1.00	1.00
Paralegal	1.00	1.00	1.00	-	1.00	1.00
Sr Asst County Attorney	1.00	1.00	1.00	-	1.00	1.00
Total Full-Time Equivalentents (FTE)	<u>10.00</u>	<u>10.00</u>	<u>10.00</u>	<u>-</u>	<u>10.00</u>	<u>10.00</u>

Notes:

This program is recommended at an overall increased funding level due to personnel level enhancements. However, there are decreased costs associated with this program. The funding level adjustments for FY10 are as follows:

Increases to Program Funding Levels:

1. Personnel costs associated with employer contributions to retirement.
2. A 12% increase in employer contributions to health insurance as approved by the Board.

Decreases to Program Funding Levels:

1. Costs associated with workers' compensation.
2. Operating costs associated with communication in the amount of \$940.

**Leon County Government
Fiscal Year 2010 Budget**

**Legislative/Administrative
County Attorney - Eminent Domain/Real Estate Attorney (106-122-541)**

Budgetary Costs	FY 2008 Actual	FY 2009 Adopted	FY 2010 Continuation	FY 2010 Issues	FY 2010 Budget	FY 2011 Budget
Personal Services	166,175	-	158,038	(158,038)	-	-
Operating	5,768	-	6,398	(6,398)	-	-
Total Budgetary Costs	<u>171,943</u>	<u>-</u>	<u>164,436</u>	<u>(164,436)</u>	<u>-</u>	<u>-</u>
Funding Sources	FY 2008 Actual	FY 2009 Adopted	FY 2010 Continuation	FY 2010 Issues	FY 2010 Budget	FY 2011 Budget
106 Transportation Trust	171,943	-	164,436	(164,436)	-	-
Total Revenues	<u>171,943</u>	<u>-</u>	<u>164,436</u>	<u>(164,436)</u>	<u>-</u>	<u>-</u>
Staffing Summary	FY 2008 Actual	FY 2009 Adopted	FY 2010 Continuation	FY 2010 Issues	FY 2010 Budget	FY 2011 Budget
Asst County Attorney	1.00	1.00	1.00	(1.00)	-	-
Legal Assistant	1.00	1.00	1.00	(1.00)	-	-
Total Full-Time Equivalents (FTE)	<u>2.00</u>	<u>2.00</u>	<u>2.00</u>	<u>(2.00)</u>	<u>-</u>	<u>-</u>

Notes:

During the previous fiscal year, the Eminent Domain and Real Estate Attorney Program was frozen due to budget reductions. For the FY10, the Board approved the elimination of the Eminent Domain and Real Estate Attorney Program. The funding level adjustments for FY10 are as follows:

Decreases to Program Funding Levels:

1. Personnel expenses in the amount of \$156,292 due to the elimination of the Assistant County Attorney and the Legal Assistant.
2. Operating expenses associated with the elimination of the positions in the amount of \$6,398.

**Leon County Government
Fiscal Year 2010 Budget**

**Legislative/Administrative
Office of Management and Budget Summary**

Budgetary Costs	FY 2008 Actual	FY 2009 Adopted	FY 2010 Continuation	FY 2010 Issues	FY 2010 Budget	FY 2011 Budget
Personal Services	744,152	755,289	785,220	10,129	795,349	820,255
Operating	148,893	200,890	200,590	-	200,590	200,590
Total Budgetary Costs	<u>893,045</u>	<u>956,179</u>	<u>985,810</u>	<u>10,129</u>	<u>995,939</u>	<u>1,020,845</u>
Appropriations	FY 2008 Actual	FY 2009 Adopted	FY 2010 Continuation	FY 2010 Issues	FY 2010 Budget	FY 2011 Budget
Office of Management & Budget (001-130-513)	676,150	715,442	742,912	10,129	753,041	774,382
Risk Management (501-132-513)	216,895	240,737	242,898	-	242,898	246,463
Total Budget	<u>893,045</u>	<u>956,179</u>	<u>985,810</u>	<u>10,129</u>	<u>995,939</u>	<u>1,020,845</u>
Funding Sources	FY 2008 Actual	FY 2009 Adopted	FY 2010 Continuation	FY 2010 Issues	FY 2010 Budget	FY 2011 Budget
001 General Fund	676,150	715,442	742,912	10,129	753,041	774,382
501 Insurance Service	216,895	240,737	242,898	-	242,898	246,463
Total Revenues	<u>893,045</u>	<u>956,179</u>	<u>985,810</u>	<u>10,129</u>	<u>995,939</u>	<u>1,020,845</u>
Staffing Summary	FY 2008 Actual	FY 2009 Adopted	FY 2010 Continuation	FY 2010 Issues	FY 2010 Budget	FY 2011 Budget
Office of Management & Budget (001-130-513)	7.90	7.90	7.90	-	7.90	7.90
Risk Management (501-132-513)	1.10	1.10	1.10	-	1.10	1.10
Total Full-Time Equivalents (FTE)	<u>9.00</u>	<u>9.00</u>	<u>9.00</u>	<u>-</u>	<u>9.00</u>	<u>9.00</u>

Office of Management & Budget

Organizational Code: 001-130-513

Goal

The goal of the Office of Management & Budget is to continuously enhance the quality of County services by optimizing the use of County financial resources through the effective provision of planning, policy analysis, budget development, budget implementation and program evaluation services to benefit citizens, elected officials and staff.

Objectives

1. Provide financial management assistance to the County Administrator and other departments.
2. Responsible for the development, monitoring, and control of the annual operating budget and capital improvement program.
3. Forecast and monitor County revenues.
4. Responsible for the County's annual Truth-in-Millage (TRIM) process.
5. Conduct research and fiscal policy analysis for special projects as requested by the Board and County Administrator.

Statutory Requirements

Florida Statute, Chapter 125 "County Government"; Florida Statute, Chapter 129 "County Annual Budget"; Florida Statute, Chapter 200 "Determination of Millage"

Advisory Board

Financial Investment Advisory Committee; Investment Oversight Committee; Blueprint 2000 Finance Committee

Benchmarking

Benchmark Data	Leon County	Benchmark
Employees per 1,000 residents	1:34,500	1:32,600

Benchmark source: FY 2009 budget survey of comparable counties

Average size staff is 9.0; range of 8.0 to 11.0 FTEs; population ranges from 247,561 to 315,890; Leon County OMB staff size is 8.0 with a population of 272,896.

Performance Measures

Performance Measures	FY 2007 Actual	FY 2008 Actual	FY 2009 Estimate	FY 2010 Estimate
Meet all requirements of FL Statutes 129 and 200 Truth-in-Millage (TRIM)	Yes	Yes	Yes	Yes
Forecast actual major revenue source within 5% of the budget (actual collections as a % of budget)	107.8%	99%	98%	98%
Process budget amendment requests within 2 business days or the next scheduled Board meeting (% is an estimate)	100%	99.5%	100%	100%
Develop and print 2 semi-annual performance reports by May 30 and November 30	2	2	2	2
Review all agenda items in less than 2 days 95% of the time	95%	96%	96%	97%

**Leon County Government
Fiscal Year 2010 Budget**

**Legislative/Administrative
Office of Management and Budget - Office of Management & Budget (001-130-513)**

Budgetary Costs	FY 2008 Actual	FY 2009 Adopted	FY 2010 Continuation	FY 2010 Issues	FY 2010 Budget	FY 2011 Budget
Personal Services	635,502	644,552	672,317	10,129	682,446	703,787
Operating	40,648	70,890	70,595	-	70,595	70,595
Total Budgetary Costs	<u>676,150</u>	<u>715,442</u>	<u>742,912</u>	<u>10,129</u>	<u>753,041</u>	<u>774,382</u>
Funding Sources	FY 2008 Actual	FY 2009 Adopted	FY 2010 Continuation	FY 2010 Issues	FY 2010 Budget	FY 2011 Budget
001 General Fund	676,150	715,442	742,912	10,129	753,041	774,382
Total Revenues	<u>676,150</u>	<u>715,442</u>	<u>742,912</u>	<u>10,129</u>	<u>753,041</u>	<u>774,382</u>
Staffing Summary	FY 2008 Actual	FY 2009 Adopted	FY 2010 Continuation	FY 2010 Issues	FY 2010 Budget	FY 2011 Budget
Management & Budget Analyst	4.00	2.00	2.00	-	2.00	2.00
Assistant County Administrator	0.90	0.90	0.90	-	0.90	0.90
Management & Budget Technician	1.00	1.00	1.00	-	1.00	1.00
Budget Manager	1.00	1.00	1.00	-	1.00	1.00
Sr Management & Budget Analyst	1.00	3.00	3.00	-	3.00	3.00
Total Full-Time Equivalents (FTE)	<u>7.90</u>	<u>7.90</u>	<u>7.90</u>	<u>-</u>	<u>7.90</u>	<u>7.90</u>

Notes:
This program is recommended at an overall increased funding level due to personnel and service level enhancements. However, there are decreased costs associated with this program. The funding level adjustments for FY10 are as follows:

- Increases to Program Funding Levels:
1. Personnel costs associated with a reclass of the Budget Manager position to Budget Director in the amount of \$11,329.
 2. A 12% increase in employer contributions to health insurance as approved by the Board.

- Decreases to Program Funding Levels:
1. Costs associated with workers' compensation.
 2. Operating costs associated with communication charges in the amount of \$295.

Leon County Government
Fiscal Year 2010 Budget

Office of Management & Budget – Risk Management

Organizational Code: 501-132-513

Goal

The goal of Risk Management is to provide our customers with courteous and professional services, in the risk management area.

Objectives

1. Plan, evaluate and identify insurable risks and loss potential, and review current insurance trends and legislation to modify risk coverage.
2. Prepare, negotiate and coordinate all the County's insurance programs.
3. Directly administer all insurance programs with the exception of employee health coverage.
4. Coordinate and participate in all investigations, accidents and injuries that involve County employees on County maintained or owned facilities and/or properties. Review all reported workers compensation injuries, near accidents and/or misses, over utilization, abuses, and circumstances surrounding all claims and periodically visiting the employee to ascertain their status.
5. Maintain, process and record all insurance or damage claims filed against the County and liaisons with the appropriate insurance carriers.
6. Establish standard insurance and indemnification provisions for contracts, leases, and other special use agreements entered into by the participating government(s).
7. Risk Management manages the County's activities in order to minimize the total long-term cost to the County of all accidental losses and their consequences. This is accomplished through risk identification, risk control, and risk finance.

Statutory Requirements

Title VI of the Civil Rights Act of 1964 *Title VII of the Civil Rights Act of 1964; The Americans with Disabilities Act Title I; Vietnam Era Veterans' Readjustment Assistance Act of 1974; Mental Health Parity Act of 1996; Florida Statute, Chapter 110.227 "Suspensions, Dismissals, Reductions in Pay, Demotions, Transfers, and Layoffs"; Florida Statute, Chapter 112.313 Code of Ethics, Chapter 440 "Workers' Compensation"

Advisory Board

Executive Board Member of the North Florida Safety Council; Leon County Safety Committee; Leon County Wellness Team

Performance Measures

Performance Measures	FY 2007 Actual	FY 2008 Actual	FY 2009 Estimate	FY 2010 Estimate
Investigate worker's compensation accidents and report findings and corrective action	157	123	175	175
Provide one safety/loss control training quarterly as training needs are identified by program areas	5	6	4	4
Investigate auto accidents and report findings and corrective action	22	25	25	30
Coordinate Safety Committee monthly to identify accidents trends and recommend preventative training as appropriate	12	12	12	12

**Leon County Government
Fiscal Year 2010 Budget**

**Legislative/Administrative
Office of Management and Budget - Risk Management (501-132-513)**

Budgetary Costs	FY 2008 Actual	FY 2009 Adopted	FY 2010 Continuation	FY 2010 Issues	FY 2010 Budget	FY 2011 Budget
Personal Services	108,650	110,737	112,903	-	112,903	116,468
Operating	108,245	130,000	129,995	-	129,995	129,995
Total Budgetary Costs	<u>216,895</u>	<u>240,737</u>	<u>242,898</u>	<u>-</u>	<u>242,898</u>	<u>246,463</u>
Funding Sources	FY 2008 Actual	FY 2009 Adopted	FY 2010 Continuation	FY 2010 Issues	FY 2010 Budget	FY 2011 Budget
501 Insurance Service	216,895	240,737	242,898	-	242,898	246,463
Total Revenues	<u>216,895</u>	<u>240,737</u>	<u>242,898</u>	<u>-</u>	<u>242,898</u>	<u>246,463</u>
Staffing Summary	FY 2008 Actual	FY 2009 Adopted	FY 2010 Continuation	FY 2010 Issues	FY 2010 Budget	FY 2011 Budget
Assistant County Administrator	0.10	0.10	0.10	-	0.10	0.10
Risk Manager	1.00	1.00	1.00	-	1.00	1.00
Total Full-Time Equivalents (FTE)	<u>1.10</u>	<u>1.10</u>	<u>1.10</u>	<u>-</u>	<u>1.10</u>	<u>1.10</u>

Notes:

This program is recommended at an overall increased funding. However, there are decreased costs associated with this program. The funding level adjustments for FY10 are as follows:

Increases to Program Funding Levels:

1. Personnel costs associated with employer contributions to retirement.
2. A 12% increase in employer contributions to health insurance as approved by the Board.

Decreases to Program Funding Levels:

1. Costs associated with workers' compensation.

**Leon County Government
Fiscal Year 2010 Budget**

Human Resources

Organizational Code: 001-160-513

Goal

The goal of the Office of Human Resources is to support the County's mission by providing high quality, cost effective, innovative and practical solutions and consultation services to meet the needs of Leon County employees. This is accomplished by formulating effective Human Resources strategies, policies, procedures, services, and programs.

Objectives

The Office of Human Resources provides technical and consultation services in the areas of Recruitment, Selection, Employment, Orientation, Retention, Separation, Employee Relations, Performance Management, Job Classification, Compensation & Benefits Design/Administration, Legal/Regulatory Compliance, Policy Development, Employee Communications, Training, Attendance/Leave Management, and Human Resources Information Systems/Record Management.

Statutory Requirements

Title VII of the Civil Rights Act of 1964; Title I of the Americans with Disabilities Act; Veterans Reemployment Rights, Veterans Preference, Uniformed Services Employment and Reemployment Rights Act of 1994; Age Discrimination in Employment Act of 1967; Consumer Credit Protection Act of 1968; Fair Credit Reporting Act of 1969; Family and Medical Leave Act of 1993; Fair Labor Standards Act; Drug Free Workplace Act of 1988; Equal Pay Act of 1963; Immigration and Nationality Act; Internal Revenue Code and Regulations; Health Insurance Portability and Accountability Act of 1996; Consolidated Omnibus Budget Reconciliation Act of 1986; Florida Statute, Chapter 110.227 "Suspensions, Dismissals, Reductions in Pay, Demotions, Transfers, and Layoffs"; Florida Statute, Chapter 112.313; Code of Ethics; Florida Statute, Florida Retirement System; Leon County Personnel Policies and Procedures

Advisory Board

Sick Leave Pool Committee; Grievance Committee; Board/Constitutional Office Employee Health Insurance Committee

Benchmarking

Benchmark Data	Leon County	Benchmark
# of HR Staff per 100 Employees (out of 665 responding organizations)	1.10	.75 - 25 th Percentile 1.22 - Median 2.08 - 75 th Percentile
Human Resource dollars spent per FTE	\$888	\$590 - 25 th Percentile \$992 - Median \$1,750 - 75 th Percentile
Average Health Care Cost per Covered Employee (FY08)	\$9,426	\$6,393 - City of Tallahassee \$5,574 - LCSB
Employer/Employee Health Insurance Contribution Percentage (Family FY08)	90%/10%	84%/16% - City of Tallahassee 60%/40 - LCSB 82%/18% - State of Florida

Benchmark source: Society of Human Resources Management (SHRM) 2005 Benchmarking Study, City of Tallahassee, LCSB and State of Florida

Performance Measures

Performance Measures	FY 2007 Actual	FY 2008 Actual	FY 2009 Estimate	FY 2010 Estimate
Average days to fill vacant positions	79	102	78	85
Average days to start for vacant positions	92	90	93	95
Average Turnover Rate	12.7%	10.7%	11%	10%
# of employees attending county-sponsored training events	748	643	1,008	400
# of positions evaluated for external competitiveness and internal equity	217	176	200	206
# of Annual Performance Appraisals completed	726	669	650	700
# of Annual Employee Pay Increases analyzed, reviewed and processed	761	686	650	650

**Leon County Government
Fiscal Year 2010 Budget**

**Legislative/Administrative
Human Resources (001-160-513)**

Budgetary Costs	FY 2008 Actual	FY 2009 Adopted	FY 2010 Continuation	FY 2010 Issues	FY 2010 Budget	FY 2011 Budget
Personnel Services	786,744	851,576	867,005	(38,500)	828,505	854,531
Operating	102,945	222,117	221,387	18,000	239,387	239,387
Total Budgetary Costs	<u>889,689</u>	<u>1,073,693</u>	<u>1,088,392</u>	<u>(20,500)</u>	<u>1,067,892</u>	<u>1,093,918</u>
Funding Sources	FY 2008 Actual	FY 2009 Adopted	FY 2010 Continuation	FY 2010 Issues	FY 2010 Budget	FY 2011 Budget
001 General Fund	889,689	1,073,693	1,088,392	(20,500)	1,067,892	1,093,918
Total Revenues	<u>889,689</u>	<u>1,073,693</u>	<u>1,088,392</u>	<u>(20,500)</u>	<u>1,067,892</u>	<u>1,093,918</u>
Staffing Summary	FY 2008 Actual	FY 2009 Adopted	FY 2010 Continuation	FY 2010 Issues	FY 2010 Budget	FY 2011 Budget
Compensation Administrator	1.00	1.00	1.00	-	1.00	1.00
Director of Human Resources	1.00	1.00	1.00	-	1.00	1.00
Employee Development Coord.	1.00	1.00	1.00	-	1.00	1.00
Employee Relations Coordinator	1.00	1.00	1.00	-	1.00	1.00
Human Resources Generalist	3.00	3.00	3.00	-	3.00	3.00
Human Resources Manager	1.00	1.00	1.00	-	1.00	1.00
Human Resources Specialist	1.00	1.00	1.00	-	1.00	1.00
Human Resources Technician	1.00	1.00	1.00	-	1.00	1.00
Total Full-Time Equivalents (FTE)	<u>10.00</u>	<u>10.00</u>	<u>10.00</u>	<u>-</u>	<u>10.00</u>	<u>10.00</u>

Notes:

This program is recommended at an overall decreased funding level due to personnel and service level reductions. However, there are increased costs associated with this program. The funding level adjustments for FY10 are as follows:

Decreases to Program Funding Levels:

1. Costs associated with workers' compensation.
2. Communication costs in the amount of \$730.
3. Elimination of the Workplace Diversity Management Internship Program in the amount of \$38,500.

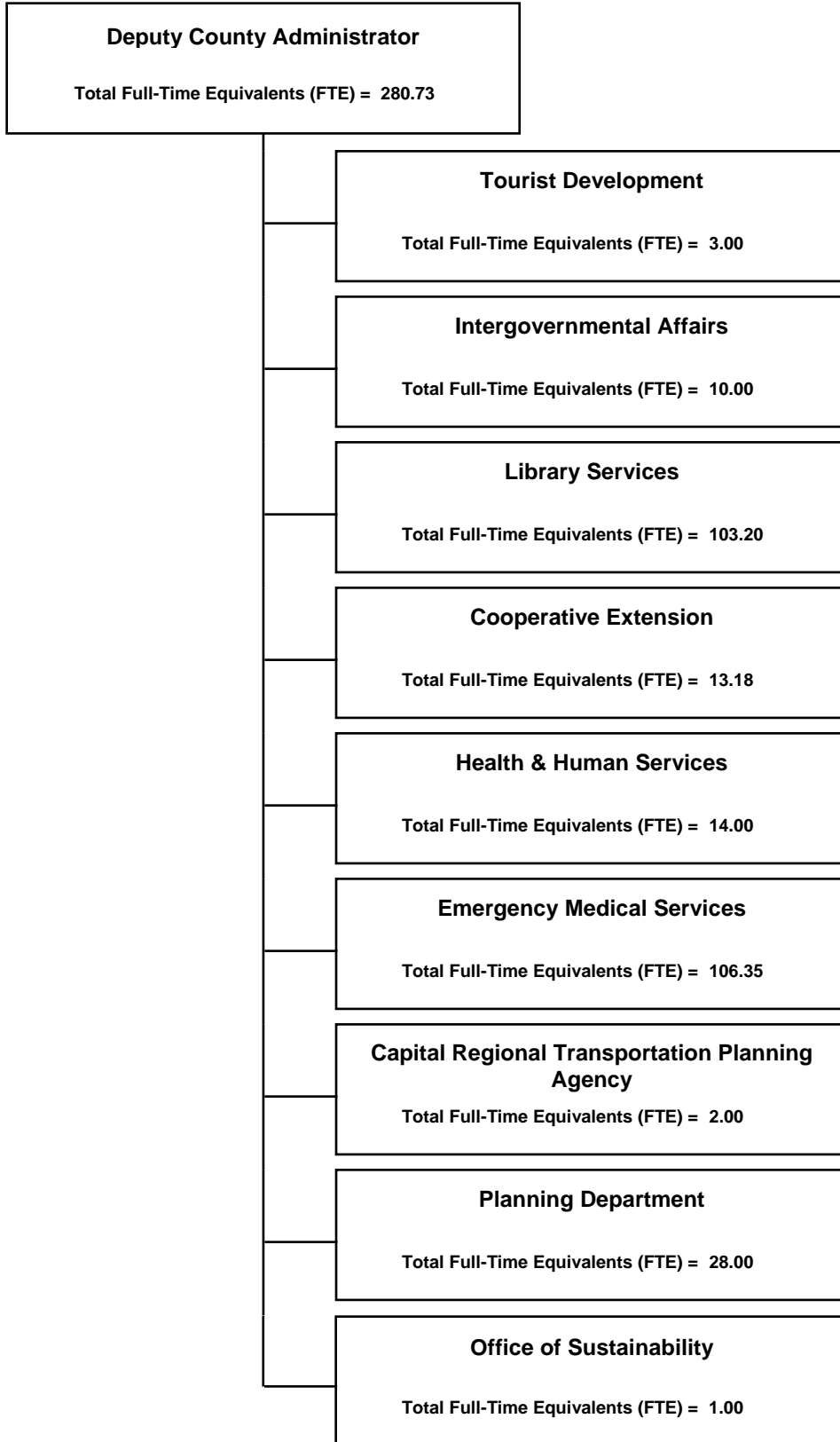
Increases to Program Funding Levels:

1. A 12% increase in employer contributions to health insurance as approved by the Board.
2. Personnel costs associated with employer contributions to retirement. These increases will be offset by reductions in workers' compensation.
3. Recruitment costs in the amount of \$18,000 due to increased advertising costs.

Public Services

Organizational Chart	7 - 2
Executive Summary	7 - 3
Public Services Summary	7 - 4
Tourist Development	7 - 5
Intergovernmental Affairs	7 - 12
Library Services	7 - 14
Cooperative Extension	7 - 20
Health & Human Services	7 - 25
Volunteer Center	7 - 27
Housing Services	7 - 35
Veteran Services	7 - 37
Primary Health Care	7 - 39
Housing Finance Authority	7 - 42
Emergency Medical Services	7 - 44
Capital Regional Transportation Planning Agency	7 - 46
Planning Department	7 - 47
Office of Sustainability	7 - 49

Public Services



Public Services

Executive Summary

The Public Services section of the Leon County FY 2009/2010 Annual Budget is comprised of Intergovernmental Affairs, Library Services, Veteran Services, the Volunteer Center, Cooperative Extension, Health & Human Services, Emergency Medical Services, Planning Department, Office of Sustainability, and the Tourist Development Council.

Intergovernmental Affairs provides leadership, coordination, and assistance to the Board and all Leon County departments. Library Services provides the public with open access to reading and information materials. Veteran Services assists veterans and their dependents with processing benefit claims. The Volunteer Center promotes volunteerism within Leon County and performs placement services for several Leon County departments. Cooperative Extension provides information and conducts educational programs on various issues including energy conservation, food safety, and child and family development. Health & Human Services promotes and maintains the health, safety, and welfare of all Leon County citizens. Emergency Medical Services provides emergency medical services to all residents of Leon County. The Capital Regional Transportation Planning Agency provides recommendations relating to transportation issues for Leon County, the City of Tallahassee, and surrounding areas. The Planning Department provides expertise and recommendations in the areas of land use and environmental and transportation planning.

HIGHLIGHTS

Intergovernmental Affairs continues to develop an annual Federal and State legislative priority package for Board approval as well as coordinates and implements special projects as requested by the Board. This program also implements grant administration including the Community Human Services Partnership Program.

Library Services continues to provide library materials, reference and information assistance, programming for children and adults, and access to personal computers to its patrons. The Library reorganized its administrative functions saving \$134,073 and reduced staff by 2.5 positions. Vacant positions at the branch libraries were also reduced by 4 FTEs. Upcoming for FY 2010 is the participation in the Tallahassee Book Festival and the enhancement of the Library teen programs. Also during FY 2010, construction will commence on the Eastside, Northwest, and Woodville Libraries. In addition, expansions will take place at the Northeast and BL Perry Libraries.

Cooperative Extension continues to provide numerous services to the Leon County area including environmental education classes, nutrition and wellness education programs, the 4-H/Tropicana public speaking program, babysitting training, the water quality improvement certificate program, and various camps for youths.

Health and Human Services administers the funding and provides oversight of health and social service activities provided to Leon County residents consistent with State mandates, Board policies, and Leon County's mission. Health and Human Services administers the funding for Medicaid, Child Protection Exams, Baker Act, mental health, tubercular care, direct emergency assistance, and indigent burial programs. Health and Human Services also administers the Choose Life grant program, the County's obligations to the Medical Examiner's Office, and the contracts associated with Primary Healthcare which includes: Bond Clinic, Neighborhood Health Services, We Care, and FAMU Pharmacy.

Veteran Services expects a continued demand for services as veterans return from current military campaigns. Veteran Services is responsible for administering the County Military Grant Program, providing counseling and assistance to veterans and their dependents, processing benefit claims and also serves as the Veteran Liaison for the local community.

In FY 2010, VolunteerLEON will continue to promote and coordinate volunteerism throughout the community, as well as provide certification training through facilitation of the Florida Volunteer Administration Certificate Training. VolunteerLEON's Big Bend Community Organizations Active in Disaster (COAD), grew from 7 organizations to more than 103. COAD serves as the coordinating entity of community and faith based organizations, businesses and community volunteers to help those in need after the next hurricane or other disaster.

Housing Services continues to provide home rehabilitation, home replacement, down payment assistance, home counseling, and disaster mitigation services to the citizens of Leon County. Its services are mainly utilized by citizens having low to moderate incomes. During FY 2009, Leon County was approved for a \$1.5 million dollar grant from the State Housing Trust Fund. The grant award provides equal funding for the implementation of a foreclosure prevention program and down payment assistance for first-time home buyers.

Emergency Medical Services continues to maintain the County's Heart Ready status through the further development of public access to the automated defibrillator (AED) program. In addition, Emergency Medical Services continues to train citizens in cardio-pulmonary resuscitation (CPR) and AED use.

The Planning Department continues to provide technical and administrative support for the Comprehensive Plan amendment process particularly in the areas of long range land use, environmental and transportation planning, and land use administration.

In coordination with Solid Waste Management, the Office of Sustainability hosted the first annual "Solid Waste Spectacular", an open house event to educate the public on services provided through Leon County Solid Waste. This office also designed and launched the Growing Green website as an interactive resource for County operations and the community.

Tourist Development (TDC) underwent a major reorganization that included bringing in-house the direct marketing and visitor services previously provided by the Tallahassee Convention and Visitors Bureau. This action will provide more than \$473,000 in costs savings for FY 2010. Additionally, the TDC revised the marketing plan and developed a strategic plan. The Board approved levying an additional one percent or fifth cent tourist development tax, which the County began imposing in May 2009.

**Leon County Government
Fiscal Year 2010 Budget**

Public Services

Budgetary Costs	FY 2008 Actual	FY 2009 Adopted	FY 2010 Continuation	FY 2010 Issues	FY 2010 Budget	FY 2011 Budget
Personnel Services	13,400,600	15,469,161	16,172,514	(341,436)	15,831,078	16,429,250
Operating	8,857,330	10,465,520	10,180,505	50,745	10,231,250	10,353,454
Transportation	664,832	603,928	599,241	-	599,241	629,241
Capital Outlay	677,900	622,505	627,505	-	627,505	657,505
Grants-in-Aid	5,266,244	5,314,356	5,136,929	228,535	5,365,464	5,393,314
Total Budgetary Costs	28,866,906	32,475,470	32,716,694	(62,156)	32,654,538	33,462,764

Appropriations	FY 2008 Actual	FY 2009 Adopted	FY 2010 Continuation	FY 2010 Issues	FY 2010 Budget	FY 2011 Budget
Tourist Development	3,453,727	3,424,811	3,096,946	-	3,096,946	3,114,468
Intergovernmental Affairs	756,921	1,130,359	1,198,914	(114,896)	1,084,018	1,110,903
Library Services	5,942,050	6,629,529	6,830,704	(265,458)	6,565,246	6,923,550
Cooperative Extension	469,587	520,932	521,236	-	521,236	534,328
Health & Human Services	6,285,024	6,907,541	6,867,214	313,055	7,180,269	7,229,128
Emergency Medical Services	10,952,766	12,700,885	12,803,497	76,608	12,880,105	13,212,300
Capital Regional Transportation Planning Agency	-	15,000	214,309	-	214,309	220,440
Planning Department	1,006,831	960,899	990,611	(71,465)	919,146	921,566
Office of Sustainability	-	185,514	193,263	-	193,263	196,081
Total Budget	28,866,906	32,475,470	32,716,694	(62,156)	32,654,538	33,462,764

Funding Sources	FY 2008 Actual	FY 2009 Adopted	FY 2010 Continuation	FY 2010 Issues	FY 2010 Budget	FY 2011 Budget
001 General Fund	13,869,269	16,258,139	16,784,901	(138,764)	16,646,137	17,104,931
125 Grants	7,425	-	-	-	-	-
135 Emergency Medical Services MSTU	10,952,766	12,700,885	12,803,497	76,608	12,880,105	13,212,300
160 Tourist Development	3,453,727	3,424,811	3,096,946	-	3,096,946	3,114,468
161 Housing Finance Authority	227,033	31,635	31,350	-	31,350	31,065
163 Primary Health Care MSTU	356,686	60,000	-	-	-	-
Total Revenues	28,866,906	32,475,470	32,716,694	(62,156)	32,654,538	33,462,764

Staffing Summary	FY 2008 Actual	FY 2009 Adopted	FY 2010 Continuation	FY 2010 Issues	FY 2010 Budget	FY 2011 Budget
Capital Regional Transportation Planning Agency	-	2.00	2.00	-	2.00	2.00
Cooperative Extension	13.18	13.18	13.18	-	13.18	13.18
Emergency Medical Services	95.50	103.85	106.35	-	106.35	106.35
Health & Human Services	16.00	14.00	14.00	-	14.00	14.00
Intergovernmental Affairs	9.00	10.00	11.00	(1.00)	10.00	10.00
Library Services	115.70	109.70	109.70	(6.50)	103.20	107.20
Office of Sustainability	-	1.00	1.00	-	1.00	1.00
Planning Department	29.00	29.00	29.00	(1.00)	28.00	28.00
Tourist Development	3.00	3.00	3.00	-	3.00	3.00
Total Full-Time Equivalents (FTE)	281.38	285.73	289.23	(8.50)	280.73	284.73

OPS Staffing Summary	FY 2008 Actual	FY 2009 Adopted	FY 2010 Continuation	FY 2010 Issues	FY 2010 Budget	FY 2011 Budget
Emergency Medical Services	1.00	1.00	1.00	-	1.00	1.00
Library Services	1.00	1.00	1.00	-	1.00	1.00
Total OPS Full-Time Equivalents (FTE)	2.00	2.00	2.00	-	2.00	2.00

Note:
Historically, the County has had a separate budgeted reserve account. During the fiscal year the County would realign the funds from the reserve account to the individual budgets as needed. Due to employees not receiving raises in FY 2010, the FY 2009 budgeted salary contingency dollars were realigned to division budgets as if the contingency had been budgeted directly in division salary accounts. This was done to more accurately display the year-to-year variance in division budgets with consideration to budgeted personnel expenses. This adjustment did not change the FY 2009 adopted budget figure. In future years, projected salary adjustments will be directly budgeted in division accounts, and the salary contingency reserve account will no longer be utilized.

Tourist Development Council

Organizational Codes: 160-301-552, 160-302-552, 160-303-552, 160-304-552, and 160-305-552

Goal

The goal of the Tourist Development Council is to enhance the local economy and quality of life through the benefits associated with a strong visitor industry by maximizing the number of visitors, length of stay of visitors, and the economic impact of visitors to Leon County.

Objectives

1. Extend and maximize the length of stay and desirability to return for visitors.
2. Effectively and efficiently utilize resources in servicing programs/activities for visitors.
3. Identify the visitor market through research.
4. Educate and increase the awareness of visitor services available to residents.
5. Promote and support activities and events that draw overnight visitors.

Statutory Requirements

None

Advisory Board

Tourist Development Council

Performance Measures

Performance Measures	FY 2007 Actual	FY 2008 Actual	FY 2009 Estimate	FY 2010 Estimate
# of nights spent in the Tallahassee-Leon County area on average	2.15	2.5	2.1	2.1
% of visitors coming to the Tallahassee-Leon County area for conferences/meetings	8.45%	10.7%	9.1%	9.1%
% of visitors traveling to the Tallahassee-Leon County area via motor coach	1.60%	3.3%	2.0%	2.0%

Notes:

Tourist Development performance measures will be revised after the strategic plan is presented to the Board of County Commissioners at its July 14, 2009 meeting.

**Leon County Government
Fiscal Year 2010 Budget**

**Public Services
Tourist Development Summary**

Budgetary Costs	FY 2008 Actual	FY 2009 Adopted	FY 2010 Continuation	FY 2010 Issues	FY 2010 Budget	FY 2011 Budget
Personnel Services	273,665	280,923	301,435	-	301,435	311,357
Operating	2,043,962	2,070,727	1,927,911	-	1,927,911	1,927,911
Capital Outlay	5,469	-	-	-	-	-
Grants-in-Aid	1,130,631	1,073,161	867,600	-	867,600	875,200
Total Budgetary Costs	<u>3,453,727</u>	<u>3,424,811</u>	<u>3,096,946</u>	<u>-</u>	<u>3,096,946</u>	<u>3,114,468</u>
Appropriations	FY 2008 Actual	FY 2009 Adopted	FY 2010 Continuation	FY 2010 Issues	FY 2010 Budget	FY 2011 Budget
1 Cent Expenses (160-305-552)	508,425	884,716	767,600	-	767,600	775,200
Administration (160-301-552)	459,156	457,650	477,735	-	477,735	487,657
Advertising (160-302-552)	559,658	556,500	725,000	-	725,000	725,000
Marketing (160-303-552)	1,304,282	1,337,500	1,026,611	-	1,026,611	1,026,611
Special Projects (160-304-552)	622,206	188,445	100,000	-	100,000	100,000
Total Budget	<u>3,453,727</u>	<u>3,424,811</u>	<u>3,096,946</u>	<u>-</u>	<u>3,096,946</u>	<u>3,114,468</u>
Funding Sources	FY 2008 Actual	FY 2009 Adopted	FY 2010 Continuation	FY 2010 Issues	FY 2010 Budget	FY 2011 Budget
160 Tourist Development	3,453,727	3,424,811	3,096,946	-	3,096,946	3,114,468
Total Revenues	<u>3,453,727</u>	<u>3,424,811</u>	<u>3,096,946</u>	<u>-</u>	<u>3,096,946</u>	<u>3,114,468</u>
Staffing Summary	FY 2008 Actual	FY 2009 Adopted	FY 2010 Continuation	FY 2010 Issues	FY 2010 Budget	FY 2011 Budget
Administration (160-301-552)	3.00	3.00	3.00	-	3.00	3.00
Total Full-Time Equivalents (FTE)	<u>3.00</u>	<u>3.00</u>	<u>3.00</u>	<u>-</u>	<u>3.00</u>	<u>3.00</u>

**Leon County Government
Fiscal Year 2010 Budget**

**Public Services
Tourist Development - Administration (160-301-552)**

Budgetary Costs	FY 2008 Actual	FY 2009 Adopted	FY 2010 Continuation	FY 2010 Issues	FY 2010 Budget	FY 2011 Budget
Personnel Services	273,665	280,923	301,435	-	301,435	311,357
Operating	180,022	176,727	176,300	-	176,300	176,300
Capital Outlay	5,469	-	-	-	-	-
Total Budgetary Costs	<u>459,156</u>	<u>457,650</u>	<u>477,735</u>	<u>-</u>	<u>477,735</u>	<u>487,657</u>
Funding Sources	FY 2008 Actual	FY 2009 Adopted	FY 2010 Continuation	FY 2010 Issues	FY 2010 Budget	FY 2011 Budget
160 Tourist Development	459,156	457,650	477,735	-	477,735	487,657
Total Revenues	<u>459,156</u>	<u>457,650</u>	<u>477,735</u>	<u>-</u>	<u>477,735</u>	<u>487,657</u>
Staffing Summary	FY 2008 Actual	FY 2009 Adopted	FY 2010 Continuation	FY 2010 Issues	FY 2010 Budget	FY 2011 Budget
Administrative Associate V	1.00	1.00	1.00	-	1.00	1.00
Assistant to the Executive Director	1.00	1.00	1.00	-	1.00	1.00
Executive Director	1.00	1.00	1.00	-	1.00	1.00
Total Full-Time Equivalents (FTE)	<u>3.00</u>	<u>3.00</u>	<u>3.00</u>	<u>-</u>	<u>3.00</u>	<u>3.00</u>

Notes:

This program is recommended at an overall increased funding level due to personnel. However, there are decreased costs associated with this program. The funding level adjustments for FY10 are as follows:

Increases to Program Funding Levels:

1. Personnel costs in the amount of \$14,263 associated with the hiring of a new TDC Director.
2. A 12% increase in employer contributions to health insurance as approved by the Board.

Decreases to Program Funding Levels:

1. Costs associated with workers' compensation.

**Leon County Government
Fiscal Year 2010 Budget**

**Public Services
Tourist Development - Advertising (160-302-552)**

Budgetary Costs	FY 2008 Actual	FY 2009 Adopted	FY 2010 Continuation	FY 2010 Issues	FY 2010 Budget	FY 2011 Budget
Operating	559,658	556,500	725,000	-	725,000	725,000
Total Budgetary Costs	<u>559,658</u>	<u>556,500</u>	<u>725,000</u>	<u>-</u>	<u>725,000</u>	<u>725,000</u>
Funding Sources	FY 2008 Actual	FY 2009 Adopted	FY 2010 Continuation	FY 2010 Issues	FY 2010 Budget	FY 2011 Budget
160 Tourist Development	559,658	556,500	725,000	-	725,000	725,000
Total Revenues	<u>559,658</u>	<u>556,500</u>	<u>725,000</u>	<u>-</u>	<u>725,000</u>	<u>725,000</u>

Notes:

This program is recommended at an overall increased funding level due to service level enhancements. The funding level adjustments for FY10 are as follows:

Increases to Program Funding Levels:

1. Advertising services in the amount of \$168,500.

**Leon County Government
Fiscal Year 2010 Budget**

**Public Services
Tourist Development - Marketing (160-303-552)**

Budgetary Costs	FY 2008 Actual	FY 2009 Adopted	FY 2010 Continuation	FY 2010 Issues	FY 2010 Budget	FY 2011 Budget
Operating	1,304,282	1,337,500	1,026,611	-	1,026,611	1,026,611
Total Budgetary Costs	<u>1,304,282</u>	<u>1,337,500</u>	<u>1,026,611</u>	<u>-</u>	<u>1,026,611</u>	<u>1,026,611</u>
Funding Sources	FY 2008 Actual	FY 2009 Adopted	FY 2010 Continuation	FY 2010 Issues	FY 2010 Budget	FY 2011 Budget
160 Tourist Development	1,304,282	1,337,500	1,026,611	-	1,026,611	1,026,611
Total Revenues	<u>1,304,282</u>	<u>1,337,500</u>	<u>1,026,611</u>	<u>-</u>	<u>1,026,611</u>	<u>1,026,611</u>

Notes:

This program is recommended at an overall decreased funding level. The funding level adjustments for FY10 are as follows:

Decreases to Program Funding Levels:

1. Costs associated with reorganizing the Tourist Development program to bring in-house the direct marketing and visitor services in the amount of \$310,889.

**Leon County Government
Fiscal Year 2010 Budget**

**Public Services
Tourist Development - Special Projects (160-304-552)**

Budgetary Costs	FY 2008 Actual	FY 2009 Adopted	FY 2010 Continuation	FY 2010 Issues	FY 2010 Budget	FY 2011 Budget
Grants-in-Aid	622,206	188,445	100,000	-	100,000	100,000
Total Budgetary Costs	<u>622,206</u>	<u>188,445</u>	<u>100,000</u>	<u>-</u>	<u>100,000</u>	<u>100,000</u>
Funding Sources	FY 2008 Actual	FY 2009 Adopted	FY 2010 Continuation	FY 2010 Issues	FY 2010 Budget	FY 2011 Budget
160 Tourist Development	622,206	188,445	100,000	-	100,000	100,000
Total Revenues	<u>622,206</u>	<u>188,445</u>	<u>100,000</u>	<u>-</u>	<u>100,000</u>	<u>100,000</u>

Notes:

This program is recommended at an overall decreased funding level due to service level reductions. The funding level adjustments for FY10 are as follows:

Decreases to Program Funding Levels:

1. Costs associated with reduced grant and sponsorship funding in the amount of \$88,445.

**Leon County Government
Fiscal Year 2010 Budget**

Public Services

Tourist Development - 1 Cent Expenses (160-305-552)

Budgetary Costs	FY 2008 Actual	FY 2009 Adopted	FY 2010 Continuation	FY 2010 Issues	FY 2010 Budget	FY 2011 Budget
Grants-in-Aid	508,425	884,716	767,600	-	767,600	775,200
Total Budgetary Costs	<u>508,425</u>	<u>884,716</u>	<u>767,600</u>	<u>-</u>	<u>767,600</u>	<u>775,200</u>
Funding Sources	FY 2008 Actual	FY 2009 Adopted	FY 2010 Continuation	FY 2010 Issues	FY 2010 Budget	FY 2011 Budget
160 Tourist Development	508,425	884,716	767,600	-	767,600	775,200
Total Revenues	<u>508,425</u>	<u>884,716</u>	<u>767,600</u>	<u>-</u>	<u>767,600</u>	<u>775,200</u>

Notes:

Funding in this portion of the Tourist Development budget is for the Performing Arts Center. Revenue for this expenditure is derived from the additional 4th cent tourist development bed tax. Due to the recession economy, revenue and associated expenditures were decreased by \$117,116.

**Leon County Government
Fiscal Year 2010 Budget**

Intergovernmental Affairs

Organization Code: 001-114-512

Goal

The goal of Intergovernmental Affairs is to effectively serve the residents of Leon County by providing leadership, coordination and assistance to divisions to facilitate the delivery of services consistent with Board policy. This will ensure that divisions receive the resources, guidance, and support needed to provide superior services in a cost effective and efficient manner.

Objectives

Legislative Liaison and Special Projects

1. Serve the County Administrator and the Board by researching, analyzing, and developing policy recommendations for Leon County's high priority issues.
2. Develop an annual Federal and State legislative priority package for Board approval.
3. Coordinate the County Federal and Legislative lobbying contracts.
4. Track legislation impacting Leon County throughout the legislative session.
5. Coordinate special projects, intergovernmental, and interdepartmental activities on behalf of County Administration.
6. Grants Administration continues to explore and pursue federal, state, and private sector grant funding and reimbursement opportunities in furthering priority County programs and projects.
7. Grants Administration represents Leon County in the Community Human Services Partnership (CHSP) program and manages the commitments to specific social service agencies funded through this process including providing grant application training and performing site visits to agencies seeking CHSP funding.

Public Information

1. Manages Leon County government's collective information and messaging and fosters proactive and responsive communication with the public.
2. Maintains routine contact with local news media outlets.
3. Prepares and disseminates Leon County news and information via news releases, notices and other publications and oversees the content of Leon County's websites and government broadcast channel.
4. Organizes and manages news conferences, Town Hall meetings, and community events.
5. Communicates key issues and information to the public and Leon County employees through the County newsletter, electronic publications, and advertisements.
6. Coordinates and executes the Neighborhood Recognition Program, and maintains partnerships with local, regional, and national associations.
7. Trains, prepares, and responds for Emergency Communication/Information within the Incident Command System (ICS).

Statutory Requirements

Provides staffing for the statutorily required Public Safety Coordinating Council (PSCC) in accordance with section 951.26, Florida Statutes, to assess the county's jail population and make recommendations to alleviate jail overcrowding.

In accordance to Florida Statute 125.001, the Public Information Officer posts public meetings to the County's general calendar and sends public notices to local media in order to appropriately notice all regular and special public meetings.

Advisory Board

Joint Planning Board – Capital Health Services Partnership (CHSP)
2009 Charter Review Committee

Performance Measures

Performance Measures	FY 2007 Actual	FY 2008 Actual	FY 2009 Estimate	FY 2010 Estimate
# of news releases to promote County services	130	155	98	99
# of press conferences, and community meetings and events	30	35	23	25
# of CHSP training sessions for applicant agencies	10	10	10	10
# of CHSP site visits conducted	90	85	90	85
Leveraging ratio of grant funding to County matching dollars*	N/A	1:17	1:17	1:13

*Note: This measure was new for FY08.

**Leon County Government
Fiscal Year 2010 Budget**

**Public Services
Intergovernmental Affairs (001-114-512)**

Budgetary Costs	FY 2008 Actual	FY 2009 Adopted	FY 2010 Continuation	FY 2010 Issues	FY 2010 Budget	FY 2011 Budget
Personnel Services	474,115	827,507	896,372	(66,396)	829,976	856,861
Operating	281,756	302,852	302,542	(48,500)	254,042	254,042
Capital Outlay	1,050	-	-	-	-	-
Total Budgetary Costs	<u>756,921</u>	<u>1,130,359</u>	<u>1,198,914</u>	<u>(114,896)</u>	<u>1,084,018</u>	<u>1,110,903</u>
Funding Sources	FY 2008 Actual	FY 2009 Adopted	FY 2010 Continuation	FY 2010 Issues	FY 2010 Budget	FY 2011 Budget
001 General Fund	756,921	1,130,359	1,198,914	(114,896)	1,084,018	1,110,903
Total Revenues	<u>756,921</u>	<u>1,130,359</u>	<u>1,198,914</u>	<u>(114,896)</u>	<u>1,084,018</u>	<u>1,110,903</u>
Staffing Summary	FY 2008 Actual	FY 2009 Adopted	FY 2010 Continuation	FY 2010 Issues	FY 2010 Budget	FY 2011 Budget
Citizen Services Liaison	1.00	1.00	1.00	-	1.00	1.00
Grants Program Coordinator	-	1.00	1.00	-	1.00	1.00
Management Serv. Coord/Analyst	-	1.00	1.00	(1.00)	-	-
Public Information Officer	1.00	1.00	1.00	-	1.00	1.00
Public Information Specialist	2.00	2.00	2.00	-	2.00	2.00
Special Projects Coordinator	1.00	1.00	1.00	-	1.00	1.00
Management Intern	1.00	1.00	1.00	-	1.00	1.00
Executive Assistant	1.00	1.00	1.00	-	1.00	1.00
Deputy County Administrator	1.00	1.00	1.00	-	1.00	1.00
Intergovernmental Affairs Coordinator	1.00	-	1.00	-	1.00	1.00
Total Full-Time Equivalents (FTE)	<u>9.00</u>	<u>10.00</u>	<u>11.00</u>	<u>(1.00)</u>	<u>10.00</u>	<u>10.00</u>

Notes:

This program is recommended at an overall decreased funding level due to personnel and service level reductions. However, there are increased costs associated with this program. The funding level adjustments for FY10 are as follows:

Decreases to Program Funding Levels:

1. Reduction to State Lobbying Contract in the amount of \$40,000.
2. Elimination of Board hosted conferences, such as the Growth Summit, in the amount of \$10,000.
3. Reduction of the Management Service Analyst position in the amount of \$66,396.
4. Communications costs in the amount of \$610.

Increases to Program Funding Levels:

1. A 12% increase in employer contributions to health insurance as approved by the Board.
2. Promotional costs in the amount of \$1,500.

**Leon County Government
Fiscal Year 2010 Budget**

Library Services

Organizational Code: 001-240/241/242/243-571

Goal

The goal of the LeRoy Collins Leon County Public Library System is to enrich the community by inspiring a love of reading, providing a dynamic resource for creative and intellectual pursuits, and enabling residents to live a life of learning.

Objectives

Main Library and Extension Services

1. Provide library materials circulation services, including check-out, check-in, reserves, patron registration, and collection for overdue materials.
2. Provide reference and information assistance and readers' advisory service in person, by telephone, and online.
3. Provide programming for children and adults. These programs include Baby Time, Story Time, book groups, and the summer reading program.
4. Provide public access to personal computers, internet computers, and typewriters and offer beginning computer classes to the public.
5. Offer voter registration and meeting rooms for public use.

Collection Services

1. Order, receive, catalog, and process all library collection materials.
2. Maintain integrity of system catalog and national library catalog.
3. Administer materials preservation process.
4. Responsible for the public interface to the library system's catalog.
5. Maintain system-wide courier service.

Statutory Requirements

Leon County Code, Appendix C-Special Acts, Chapter 10 "Library"; Florida Statutes, Chapter 257 "Public Libraries and State Archives"; Florida Administrative Code, Chapter 1B-2 "State Aid to Libraries Grant Program."

Advisory Board

Library Advisory Board

Benchmarking

Benchmark Data	Leon County	Benchmark
Cost Per Capita	\$25.14	13 th of 30
Materials Expenditures Per Capita	\$2.37	19 th of 30
Circulation Items Per Capita	7.52	9 th out of 30
Square feet Per Capita (State Standard 0.6 sf)	0.46	8 th out of 30
FTE per 1,000 population	0.43/1,000	9 th out of 30
Internet terminals Use per 1,000 population	0.60/1,000	11 th out of 30
# of Individual Registered Users (% of total population) *	60%	46.4%

Benchmark Source: Florida Library Directory with Statistics category for the 29 libraries serving a population of 100,001 – 750,000.

*International City Management Association Comparable Performance Measurement 2006

Performance Measures

Performance Measures	FY 2007 Actual	FY 2008 Actual	FY 2009* Estimate	FY 2010 Estimate
# of total Library visits	1,228,034	1,141,880	1,066,835	1,098,840
# of Library uses	3,546,251	3,619,834	2,919,020	3,094,161
# of items in Library Collection	686,829	702,875	759,154	760,000
# of total Material Circulation	2,051,121	1,944,638	1,823,319	1,823,319
# of total computer uses	1,495,130	1,675,196	1,218,361	1,415,224
# of new volumes cataloged	43,247	42,020	40,000	42,000
# of Library programs held	1,121	837	897	850

*Note: Estimates for FY09 are lower due to the reduced hours of operation for all branch libraries as a part of service level reductions approved by the Board during the March 11, 2008 Budget Workshop.

**Leon County Government
Fiscal Year 2010 Budget**

**Public Services
Library Services Summary**

Budgetary Costs	FY 2008 Actual	FY 2009 Adopted	FY 2010 Continuation	FY 2010 Issues	FY 2010 Budget	FY 2011 Budget
Personal Services	4,628,630	5,201,724	5,409,386	(275,040)	5,134,346	5,445,266
Operating	680,001	789,876	779,966	9,582	789,548	806,932
Transportation	15,484	15,424	18,847	-	18,847	18,847
Capital Outlay	617,935	622,505	622,505	-	622,505	652,505
Total Budgetary Costs	5,942,050	6,629,529	6,830,704	(265,458)	6,565,246	6,923,550
Appropriations	FY 2008 Actual	FY 2009 Adopted	FY 2010 Continuation	FY 2010 Issues	FY 2010 Budget	FY 2011 Budget
Lib - Policy, Planning, & Operations (001-240-571)	842,739	971,428	961,064	(46,771)	914,293	937,781
Library Collection Services (001-242-571)	730,783	877,084	891,043	-	891,043	915,530
Library Extension Services (001-243-571)	1,973,439	2,063,228	2,240,222	(139,807)	2,100,415	2,346,086
Library Public Services (001-241-571)	2,395,089	2,717,789	2,738,375	(78,880)	2,659,495	2,724,153
Total Budget	5,942,050	6,629,529	6,830,704	(265,458)	6,565,246	6,923,550
Funding Sources	FY 2008 Actual	FY 2009 Adopted	FY 2010 Continuation	FY 2010 Issues	FY 2010 Budget	FY 2011 Budget
001 General Fund	5,942,050	6,629,529	6,830,704	(265,458)	6,565,246	6,923,550
Total Revenues	5,942,050	6,629,529	6,830,704	(265,458)	6,565,246	6,923,550
Staffing Summary	FY 2008 Actual	FY 2009 Adopted	FY 2010 Continuation	FY 2010 Issues	FY 2010 Budget	FY 2011 Budget
Lib - Policy, Planning, & Operations (001-240-571)	7.50	7.50	7.50	(1.50)	6.00	6.00
Library Collection Services (001-242-571)	15.00	15.00	15.00	-	15.00	15.00
Library Extension Services (001-243-571)	50.50	45.00	45.00	(4.00)	41.00	45.00
Library Public Services (001-241-571)	42.70	42.20	42.20	(1.00)	41.20	41.20
Total Full-Time Equivalents (FTE)	115.70	109.70	109.70	(6.50)	103.20	107.20
OPS Staffing Summary	FY 2008 Actual	FY 2009 Adopted	FY 2010 Continuation	FY 2010 Issues	FY 2010 Budget	FY 2011 Budget
Library Public Services (001-241-571)	1.00	1.00	1.00	-	1.00	1.00
Total OPS Full-Time Equivalents (FTE)	1.00	1.00	1.00	-	1.00	1.00

**Leon County Government
Fiscal Year 2010 Budget**

**Public Services
Library Services - Lib - Policy, Planning, & Operations (001-240-571)**

Budgetary Costs	FY 2008 Actual	FY 2009 Adopted	FY 2010 Continuation	FY 2010 Issues	FY 2010 Budget	FY 2011 Budget
Personal Services	447,514	509,284	508,870	(55,193)	453,677	468,069
Operating	395,225	462,144	452,194	8,422	460,616	469,712
Total Budgetary Costs	<u>842,739</u>	<u>971,428</u>	<u>961,064</u>	<u>(46,771)</u>	<u>914,293</u>	<u>937,781</u>
Funding Sources	FY 2008 Actual	FY 2009 Adopted	FY 2010 Continuation	FY 2010 Issues	FY 2010 Budget	FY 2011 Budget
001 General Fund	842,739	971,428	961,064	(46,771)	914,293	937,781
Total Revenues	<u>842,739</u>	<u>971,428</u>	<u>961,064</u>	<u>(46,771)</u>	<u>914,293</u>	<u>937,781</u>
Staffing Summary	FY 2008 Actual	FY 2009 Adopted	FY 2010 Continuation	FY 2010 Issues	FY 2010 Budget	FY 2011 Budget
Administration & Operations Manager	1.00	1.00	1.00	-	1.00	1.00
Administrative Associate IV	1.00	1.00	1.00	-	1.00	1.00
Administrative Associate V	1.00	1.00	1.00	-	1.00	1.00
Administrative Associate VI	1.00	1.00	1.00	-	1.00	1.00
Art/Publication Specialist	1.00	1.00	1.00	(1.00)	-	-
Library Budget & Collection Development Manager	1.00	1.00	1.00	-	1.00	1.00
Library Director	1.00	1.00	1.00	-	1.00	1.00
Library Services Specialist	0.50	0.50	0.50	(0.50)	-	-
Total Full-Time Equivalents (FTE)	<u>7.50</u>	<u>7.50</u>	<u>7.50</u>	<u>(1.50)</u>	<u>6.00</u>	<u>6.00</u>

Notes:

This program is recommended at an overall decreased funding level due to personnel and service level reductions. However, there are increased costs associated with this program. The funding level adjustments for FY10 are as follows:

Decreases to Program Funding Levels:

1. Reorganization of Library Administration and a reduction of 1.5 full-time positions in the amount of \$55,193.
2. Costs associated with workers' compensation.
3. Communication costs in the amount of \$9,950.

Increases to Program Funding Levels:

1. Contracts associated with security during days, nights, and weekends in the amount of \$8,422.
2. A 12% increase in employer contributions to health insurance as approved by the Board.

**Leon County Government
Fiscal Year 2010 Budget**

**Public Services
Library Services - Library Public Services (001-241-571)**

Budgetary Costs	FY 2008 Actual	FY 2009 Adopted	FY 2010 Continuation	FY 2010 Issues	FY 2010 Budget	FY 2011 Budget
Personal Services	1,739,307	2,054,916	2,075,502	(78,880)	1,996,622	2,061,280
Operating	37,847	40,368	40,368	-	40,368	40,368
Capital Outlay	617,935	622,505	622,505	-	622,505	622,505
Total Budgetary Costs	<u>2,395,089</u>	<u>2,717,789</u>	<u>2,738,375</u>	<u>(78,880)</u>	<u>2,659,495</u>	<u>2,724,153</u>
Funding Sources	FY 2008 Actual	FY 2009 Adopted	FY 2010 Continuation	FY 2010 Issues	FY 2010 Budget	FY 2011 Budget
001 General Fund	2,395,089	2,717,789	2,738,375	(78,880)	2,659,495	2,724,153
Total Revenues	<u>2,395,089</u>	<u>2,717,789</u>	<u>2,738,375</u>	<u>(78,880)</u>	<u>2,659,495</u>	<u>2,724,153</u>
Staffing Summary	FY 2008 Actual	FY 2009 Adopted	FY 2010 Continuation	FY 2010 Issues	FY 2010 Budget	FY 2011 Budget
Computer Support Technician	1.00	1.00	1.00	-	1.00	1.00
Information Professional	10.00	10.00	10.00	-	10.00	10.00
Library Assistant	6.50	6.50	6.50	-	6.50	6.50
Library Services Coordinator	5.00	5.00	5.00	(1.00)	4.00	4.00
Library Services Manager	1.00	1.00	1.00	-	1.00	1.00
Library Services Specialist	3.50	3.00	3.00	-	3.00	3.00
Sr. Library Assistant	12.70	12.70	12.70	-	12.70	12.70
Sr. Library Services Specialist	3.00	3.00	3.00	-	3.00	3.00
Total Full-Time Equivalents (FTE)	<u>42.70</u>	<u>42.20</u>	<u>42.20</u>	<u>(1.00)</u>	<u>41.20</u>	<u>41.20</u>
OPS Staffing Summary	FY 2008 Actual	FY 2009 Adopted	FY 2010 Continuation	FY 2010 Issues	FY 2010 Budget	FY 2011 Budget
Library Consolidated OPS	1.00	1.00	1.00	-	1.00	1.00
Total OPS Full-Time Equivalents (FTE)	<u>1.00</u>	<u>1.00</u>	<u>1.00</u>	<u>-</u>	<u>1.00</u>	<u>1.00</u>

Notes:

This program is recommended at an overall decreased funding level due to personnel and service level reductions. However, there are increased costs associated with the program. The funding level adjustments for FY10 are as follows:

Decreases to Program Funding Levels:

1. Reorganization of Library Administration resulting in a reduction of 1 full-time position at the Main Library in the amount of \$78,880.
2. Costs associated with workers' compensation.

Increases to Program Funding Levels:

1. A 12% increase in employer contributions to health insurance as approved by the Board.

**Leon County Government
Fiscal Year 2010 Budget**

**Public Services
Library Services - Library Collection Services (001-242-571)**

Budgetary Costs	FY 2008 Actual	FY 2009 Adopted	FY 2010 Continuation	FY 2010 Issues	FY 2010 Budget	FY 2011 Budget
Personal Services	571,242	714,813	726,329	-	726,329	750,816
Operating	147,208	151,362	151,362	-	151,362	151,362
Transportation	12,333	10,909	13,352	-	13,352	13,352
Total Budgetary Costs	<u>730,783</u>	<u>877,084</u>	<u>891,043</u>	<u>-</u>	<u>891,043</u>	<u>915,530</u>
Funding Sources	FY 2008 Actual	FY 2009 Adopted	FY 2010 Continuation	FY 2010 Issues	FY 2010 Budget	FY 2011 Budget
001 General Fund	730,783	877,084	891,043	-	891,043	915,530
Total Revenues	<u>730,783</u>	<u>877,084</u>	<u>891,043</u>	<u>-</u>	<u>891,043</u>	<u>915,530</u>
Staffing Summary	FY 2008 Actual	FY 2009 Adopted	FY 2010 Continuation	FY 2010 Issues	FY 2010 Budget	FY 2011 Budget
Administrative Associate IV	1.00	1.00	1.00	-	1.00	1.00
Administrative Associate V	1.00	1.00	1.00	-	1.00	1.00
Courier	1.50	1.50	1.50	-	1.50	1.50
Information Professional	-	1.00	1.00	-	1.00	1.00
Library Services Manager	1.00	1.00	1.00	-	1.00	1.00
Library Services Specialist	8.50	8.50	8.50	-	8.50	8.50
Library Specialist Supervisor	1.00	-	-	-	-	-
Sr. Library Assistant	1.00	1.00	1.00	-	1.00	1.00
Total Full-Time Equivalents (FTE)	<u>15.00</u>	<u>15.00</u>	<u>15.00</u>	<u>-</u>	<u>15.00</u>	<u>15.00</u>

Notes:

This program is recommended at an overall increase funding level due to personnel and service level enhancements. However, there are decreased costs associated with this program. The funding level adjustments for FY10 are as follows:

Increases to Program Funding Levels:

1. Vehicle Insurance coverage in the amount of \$3,834.
2. Vehicle repair costs in the amount of \$1,357.
3. A 12% increase in employer contributions to health insurance as approved by the Board.

Decreases to Program Funding Levels:

1. Fuel and Oil costs in the amount of \$2,748.
2. Costs associated with workers' compensation.

**Leon County Government
Fiscal Year 2010 Budget**

**Public Services
Library Services - Library Extension Services (001-243-571)**

Budgetary Costs	FY 2008 Actual	FY 2009 Adopted	FY 2010 Continuation	FY 2010 Issues	FY 2010 Budget	FY 2011 Budget
Personal Services	1,870,567	1,922,711	2,098,685	(140,967)	1,957,718	2,165,101
Operating	99,721	136,002	136,042	1,160	137,202	145,490
Transportation	3,151	4,515	5,495	-	5,495	5,495
Capital Outlay	-	-	-	-	-	30,000
Total Budgetary Costs	1,973,439	2,063,228	2,240,222	(139,807)	2,100,415	2,346,086
Funding Sources	FY 2008 Actual	FY 2009 Adopted	FY 2010 Continuation	FY 2010 Issues	FY 2010 Budget	FY 2011 Budget
001 General Fund	1,973,439	2,063,228	2,240,222	(139,807)	2,100,415	2,346,086
Total Revenues	1,973,439	2,063,228	2,240,222	(139,807)	2,100,415	2,346,086
Staffing Summary	FY 2008 Actual	FY 2009 Adopted	FY 2010 Continuation	FY 2010 Issues	FY 2010 Budget	FY 2011 Budget
Information Professional	8.00	8.00	8.00	(1.50)	6.50	8.00
Library Assistant	9.50	7.00	7.00	(1.50)	5.50	7.00
Library Services Coordinator	6.00	6.00	6.00	-	6.00	6.00
Library Services Manager	1.00	1.00	1.00	-	1.00	1.00
Library Services Specialist	6.00	6.00	6.00	-	6.00	6.00
Library Special Services Coordinator	3.00	3.00	3.00	-	3.00	3.00
Literacy Project Coordinator	1.00	1.00	1.00	-	1.00	1.00
Sr. Library Assistant	14.00	11.00	11.00	(1.00)	10.00	11.00
Sr. Library Services Specialist	2.00	2.00	2.00	-	2.00	2.00
Total Full-Time Equivalent (FTE)	50.50	45.00	45.00	(4.00)	41.00	45.00

Notes:

This program is recommended at an overall decreased funding level due to personnel and service level reductions. However, there are increased costs associated with this program. The funding level adjustments for FY10 are as follows:

Decreases to Program Funding Levels:

1. Elimination of personnel costs associated with the delayed opening of the Eastside Branch Library from FY10 to FY11 for a total reduction of \$140,967.

Increases to Program Funding Levels:

1. Costs associated with the Florida Summer Youth Story Time Program in the amount of \$1,160.
2. A 12% increase in employer contributions to health insurance as approved by the Board.

Cooperative Extension

Organizational Code: 001-361/362/363-537

Goal

The goal of the Cooperative Extension Division is to provide researched-based educational programs and information on horticulture, agriculture, natural resources, forestry, family & consumer sciences, and 4-H youth development; in addition, empowering citizens of Leon County to make decisions and behavior changes which contribute to an improved quality of life and a more sustainable community.

Objectives

Environmental Education – Horticulture, Agriculture, Forestry and Natural Resources

1. Train and manage Master Gardener and Master Wildlife volunteers to teach citizens to adopt landscape best management practices that reduce non-point source pollution of stormwater from fertilizers, pesticides, and other landscape practices. Provide citizens with scientific understanding of local watersheds, ecosystems, tree safety and health, and preparedness for hurricanes.
2. Serves as training and testing center for pesticide applicators, ensuring applicators comply with laws regulating pest control and safeguarding our environment. Provides Continuing Education Units and Certification Seminars for landscape professionals, arborists and urban foresters.
3. Provide leadership and technical expertise to county and state agencies obtaining federal grant funds. Teach educational activities that keep Leon County's Stormwater Division in compliance with the National Pollutant Discharge Elimination System (NPDES) permit requirements. Provide expertise in land management of greenways and parks.
4. Provide management plans and educational programs which help rural landowners be better stewards of their land. Conduct individual consultations and group learning opportunities for producers, providing current research and information to strengthen production and economic viability of Leon County's agricultural sector.

Family and Consumer Sciences

1. Administer the USDA Expanded Food and Nutrition Education Program (EFNEP), by supervising, training, and evaluating 4 full-time EFNEP paraprofessionals who provide in-depth food and nutrition education programs for limited resource families throughout the county.
2. Administer the USDA Family Nutrition Program, delivering food safety, nutrition, and physical activity education to limited resource youth and senior citizens.
3. Provide worksite wellness education programs addressing increased physical activity and healthy lifestyle behaviors to reduce the risk of chronic diseases.
4. Provide parent education and financial literacy educational opportunities for individuals and families, including families experiencing homelessness, drug rehabilitation, or preparing for return to the community following incarceration. Classes address positive discipline and guidance, communication, budgeting, credit management, saving and investing.

4-H and Other Youth Programs

1. Utilize a variety of delivery methods to develop life skills in youth ages 5-18 through 4-H clubs, individual at-large members, special interests groups, 4-H in the classroom, and residential and day camping.
2. Plan, implement, and evaluate 4-H/Tropicana public speaking contest for Leon County 4th, 5th and 6th grade students.
3. Recruit, screen, and train teen and adult volunteer leaders to be successful club leaders, teach subject matter and life skills, judge events and serve in an advisory capacity, all while providing safe environments for youth.
4. Provide opportunities for youth to be engaged in their own development and maintain positive relationships with each other through 4-H club work, workshops, and day camp experiences.

Statutory Requirements

Smith-Lever Act - 1914; Florida Statute, Chapter 240 "Post Secondary Education."

Advisory Board

Overall Extension Advisory Committee; Extension Horticultural/Forestry/Natural Resources Advisory Committee; Extension Family and Consumer Sciences Advisory Committee; and Extension 4-H Youth Advisory Committee.

Performance Measures

Performance Measures	FY 2007 Actual	FY 2008 Actual	FY 2009 Estimate	FY 2010 Estimate
# of group learning opportunities provided	3,321	3,009	2,680	3,000
# of pesticide applicator continuing education units (CEUs)	552	530	610	550
# of residents receiving environmental technical assistance*	64,654	92,551	30,000	90,000
# of limited resource citizens receiving nutrition assistance	26,298	23,743	28,020	24,000
# of residents receiving FCS technical assistance	40,389	39,446	39,020	39,500
# of volunteers hours provided by Extension trained volunteers	19,663	23,495	17,510	23,500
# of youths involved in 4-H Clubs activities	9,853	8,154	9,500	8,500
# of residents receiving 4-H technical assistance	11,551	10,054	11,500	10,500

*Note: The increase in this measure was due to the increased number of downloads from an educational website online in 2008. The FY 2009 estimate was determined before the impact of the 2008 actual number of downloads was known.

**Leon County Government
Fiscal Year 2010 Budget**

**Public Services
Cooperative Extension Summary**

Budgetary Costs	FY 2008 Actual	FY 2009 Adopted	FY 2010 Continuation	FY 2010 Issues	FY 2010 Budget	FY 2011 Budget
Personal Services	405,611	428,536	429,796	-	429,796	442,888
Operating	60,974	88,154	87,284	-	87,284	87,284
Transportation	3,002	4,242	4,156	-	4,156	4,156
Total Budgetary Costs	<u>469,587</u>	<u>520,932</u>	<u>521,236</u>	<u>-</u>	<u>521,236</u>	<u>534,328</u>
Appropriations	FY 2008 Actual	FY 2009 Adopted	FY 2010 Continuation	FY 2010 Issues	FY 2010 Budget	FY 2011 Budget
4-H & Other Youth (001-363-537)	86,141	-	-	-	-	-
Extension Education (001-361-537)	257,901	520,932	521,236	-	521,236	534,328
Family & Consumer Science (001-362-537)	125,545	-	-	-	-	-
Total Budget	<u>469,587</u>	<u>520,932</u>	<u>521,236</u>	<u>-</u>	<u>521,236</u>	<u>534,328</u>
Funding Sources	FY 2008 Actual	FY 2009 Adopted	FY 2010 Continuation	FY 2010 Issues	FY 2010 Budget	FY 2011 Budget
001 General Fund	469,587	520,932	521,236	-	521,236	534,328
Total Revenues	<u>469,587</u>	<u>520,932</u>	<u>521,236</u>	<u>-</u>	<u>521,236</u>	<u>534,328</u>
Staffing Summary	FY 2008 Actual	FY 2009 Adopted	FY 2010 Continuation	FY 2010 Issues	FY 2010 Budget	FY 2011 Budget
4-H & Other Youth (001-363-537)	3.00	-	-	-	-	-
Extension Education (001-361-537)	6.00	13.18	13.18	-	13.18	13.18
Family & Consumer Science (001-362-537)	4.18	-	-	-	-	-
Total Full-Time Equivalents (FTE)	<u>13.18</u>	<u>13.18</u>	<u>13.18</u>	<u>-</u>	<u>13.18</u>	<u>13.18</u>

**Leon County Government
Fiscal Year 2010 Budget**

Public Services

Cooperative Extension - Extension Education (001-361-537)

Budgetary Costs	FY 2008 Actual	FY 2009 Adopted	FY 2010 Continuation	FY 2010 Issues	FY 2010 Budget	FY 2011 Budget
Personal Services	222,695	428,536	429,796	-	429,796	442,888
Operating	32,777	88,154	87,284	-	87,284	87,284
Transportation	2,429	4,242	4,156	-	4,156	4,156
Total Budgetary Costs	257,901	520,932	521,236	-	521,236	534,328
Funding Sources	FY 2008 Actual	FY 2009 Adopted	FY 2010 Continuation	FY 2010 Issues	FY 2010 Budget	FY 2011 Budget
001 General Fund	257,901	520,932	521,236	-	521,236	534,328
Total Revenues	257,901	520,932	521,236	-	521,236	534,328
Staffing Summary	FY 2008 Actual	FY 2009 Adopted	FY 2010 Continuation	FY 2010 Issues	FY 2010 Budget	FY 2011 Budget
Program Assistant	1.00	1.00	1.00	-	1.00	1.00
Administrative Associate IV	-	2.00	2.00	-	2.00	2.00
Administrative Associate V	1.00	1.00	1.00	-	1.00	1.00
Director of County Extension	-	1.00	1.00	-	1.00	1.00
Extension Agent, Natural Resources	1.00	1.00	1.00	-	1.00	1.00
Extension Agent, 4-H Youth	-	1.00	2.00	-	2.00	2.00
Extension Agent, Home Economics	-	2.00	1.00	-	1.00	1.00
Extension Agent, Ornamentals	1.00	1.00	-	-	-	-
Maid	-	0.18	0.18	-	0.18	0.18
Program Leader	-	1.00	-	-	-	-
Program Leader	1.00	1.00	-	-	-	-
Urban County Forester	1.00	1.00	1.00	-	1.00	1.00
Extension Agent, Horticulture	-	-	1.00	-	1.00	1.00
Extension Agent, Agriculture	-	-	1.00	-	1.00	1.00
Extension Agent, Family & Cons Svc	-	-	1.00	-	1.00	1.00
Total Full-Time Equivalentents (FTE)	6.00	13.18	13.18	-	13.18	13.18

Notes:

This program is recommended at an overall increased funding level due to personnel and service level enhancements. However, there are decreased costs associated with this program. The funding level adjustments for FY10 are as follows:

Increases to Program Funding Levels:

1. Vehicle repair in the amount of \$212.
2. A 12% increase in employer contributions to health insurance as approved by the Board.

Decreases to Program Funding Levels:

1. Communications costs in the amount of \$870.
2. Other operating costs in vehicle coverage and fuel in the amount of \$298.
3. Costs associated with workers' compensation.

Note: In FY09, the reorganization of the Cooperative Extension Division combined the staffing and funding for all programs into the 001-361-537 budget.

**Leon County Government
Fiscal Year 2010 Budget**

Public Services

Cooperative Extension - Family & Consumer Science (001-362-537)

Budgetary Costs	FY 2008 Actual	FY 2009 Adopted	FY 2010 Continuation	FY 2010 Issues	FY 2010 Budget	FY 2011 Budget
Personal Services	111,222	-	-	-	-	-
Operating	14,323	-	-	-	-	-
Total Budgetary Costs	<u>125,545</u>	<u>-</u>	<u>-</u>	<u>-</u>	<u>-</u>	<u>-</u>
Funding Sources	FY 2008 Actual	FY 2009 Adopted	FY 2010 Continuation	FY 2010 Issues	FY 2010 Budget	FY 2011 Budget
001 General Fund	125,545	-	-	-	-	-
Total Revenues	<u>125,545</u>	<u>-</u>	<u>-</u>	<u>-</u>	<u>-</u>	<u>-</u>
Staffing Summary	FY 2008 Actual	FY 2009 Adopted	FY 2010 Continuation	FY 2010 Issues	FY 2010 Budget	FY 2011 Budget
Administrative Associate IV	1.00	-	-	-	-	-
Director of County Extension	1.00	-	-	-	-	-
Extension Agent, Home Economics	2.00	-	-	-	-	-
Maid	0.18	-	-	-	-	-
Total Full-Time Equivalents (FTE)	<u>4.18</u>	<u>-</u>	<u>-</u>	<u>-</u>	<u>-</u>	<u>-</u>

Notes:

As of FY09, all staffing and funding for this program has been realigned within the budget to the 001-361-537 budget.

**Leon County Government
Fiscal Year 2010 Budget**

**Public Services
Cooperative Extension - 4-H & Other Youth (001-363-537)**

Budgetary Costs	FY 2008 Actual	FY 2009 Adopted	FY 2010 Continuation	FY 2010 Issues	FY 2010 Budget	FY 2011 Budget
Personal Services	71,694	-	-	-	-	-
Operating	13,874	-	-	-	-	-
Transportation	573	-	-	-	-	-
Total Budgetary Costs	<u>86,141</u>	<u>-</u>	<u>-</u>	<u>-</u>	<u>-</u>	<u>-</u>
Funding Sources	FY 2008 Actual	FY 2009 Adopted	FY 2010 Continuation	FY 2010 Issues	FY 2010 Budget	FY 2011 Budget
001 General Fund	86,141	-	-	-	-	-
Total Revenues	<u>86,141</u>	<u>-</u>	<u>-</u>	<u>-</u>	<u>-</u>	<u>-</u>
Staffing Summary	FY 2008 Actual	FY 2009 Adopted	FY 2010 Continuation	FY 2010 Issues	FY 2010 Budget	FY 2011 Budget
Administrative Associate IV	1.00	-	-	-	-	-
Extension Agent, 4-H Youth	1.00	-	-	-	-	-
Program Leader	1.00	-	-	-	-	-
Total Full-Time Equivalents (FTE)	<u>3.00</u>	<u>-</u>	<u>-</u>	<u>-</u>	<u>-</u>	<u>-</u>

Notes

As of FY09, all staffing and funding for this program has been realigned within the budget to the 001-361-537 budget.

**Leon County Government
Fiscal Year 2010 Budget**

Health & Human Services

Organizational Code: 001-190/370/971

Goal

The goal of the Health and Human Services Division of Leon County is to provide funding and oversight of health and social service activities provided to Leon County residents consistent with State mandates, Board policies and Leon County's mission.

Objectives

1. Receive, review, determine eligibility, and monitor billing in order to make payments for the County's portion of the following required services:
 - *Medicaid*, which covers nursing home and hospital stays for income eligible residents;
 - *Child Protection Exams*, which provides funding for alleged victims of abuse or neglect;
 - *Baker Act*, which funds Leon County's match for the stabilization, temporary detention, and evaluation services for short-term mental health inpatient programs;
 - *Mental Health and Alcohol*, which funds Leon County's match for the Community Mental Health Act and substance abuse programs related to the Meyers Act;
 - *Tubercular Care*, which funds transportation costs for tuberculosis patients to the State's tuberculosis hospital;
 - *Health Care Responsibility Act*, which funds care for indigent Leon County residents treated for emergency health care in another Florida county;
 - *Direct Emergency Assistance Program*, which provides assistance with emergency rent/mortgage, food, medication, and utility payments to Leon County residents; and,
 - *Indigent Burial*, which covers the costs of burial for unclaimed bodies and indigent persons.
2. Administer the Choose Life grant program.
3. Administer Leon County's responsibilities to the Medical Examiner's office.
4. Administer the contracts associated with Primary Healthcare which include: Bond Clinic, Neighborhood Health Services, WeCare, and FAMU Pharmacy.

Statutory Requirements

Florida Statute 394.76 requires that state funds expended for mental health, alcohol, and drug abuse be matched on a 75 to 25 state to local basis.

Florida Statute 409.915 requires county governments to fund a portion of inpatient hospital stays and nursing home expenses incurred by county resident Medicaid recipients.

In accordance with Florida Statute 406.50, Leon County is responsible for the burial of any dead human body that is unclaimed or indigent.

Advisory Board

None

Performance Measures

Performance Measures	FY 2007 Actual	FY 2008 Actual	FY 2009 Estimate	FY 2010 Estimate
# of individuals served by the Direct Emergency Assistance Program	221	218	184	200
# of women assisted through the Choose Life grant program	873	448	950	661
Value of prescriptions filled through contracts associated with Primary Healthcare	\$3,201,656	\$4,563,015	\$4,500,000	\$4,600,000
Value of specialty care provided through contracts associated with Primary Healthcare	\$1,795,264	\$1,076,573	\$1,300,000	\$1,350,000

Note: The decrease in Value of Specialty Care, since FY07, is due to a shortage of certain specialists available to the Capital Medical Society Foundation WeCare program. However, this issue has been resolved through new service providers.

**Leon County Government
Fiscal Year 2010 Budget**

**Public Services
Health & Human Services Summary**

Budgetary Costs	FY 2008 Actual	FY 2009 Adopted	FY 2010 Continuation	FY 2010 Issues	FY 2010 Budget	FY 2011 Budget
Personal Services	773,258	867,623	892,075	-	892,075	920,529
Operating	2,195,911	2,647,962	2,585,057	13,055	2,598,112	2,598,267
Transportation	3,351	4,761	2,887	-	2,887	2,887
Grants-in-Aid	3,312,504	3,387,195	3,387,195	300,000	3,687,195	3,707,445
Total Budgetary Costs	6,285,024	6,907,541	6,867,214	313,055	7,180,269	7,229,128
Appropriations	FY 2008 Actual	FY 2009 Adopted	FY 2010 Continuation	FY 2010 Issues	FY 2010 Budget	FY 2011 Budget
Baker Act & Marchman Act (001-370-563)	614,580	614,949	614,949	13,055	628,004	628,395
CHSP & Emergency Assistance (001-370-569)	1,004,839	993,677	993,777	-	993,777	995,420
Health Department (001-190-562)	257,984	237,345	237,345	-	237,345	237,345
Housing Finance Authority (161-808-554)	227,033	31,635	31,350	-	31,350	31,065
Housing Services (001-371-569)	359,217	459,732	527,156	-	527,156	543,677
Medicaid & Indigent Burials (001-370-564)	1,609,183	1,803,500	1,803,500	300,000	2,103,500	2,112,500
Medical Examiner (001-370-527)	375,000	375,000	375,000	-	375,000	386,250
Primary Health Care (001-971-562)	1,022,318	1,750,728	1,749,388	-	1,749,388	1,749,388
Primary Health Care (163-971-562)	356,686	60,000	-	-	-	-
Tubercular Care & Child Protection Exams (001-370-562)	51,250	61,000	61,000	-	61,000	61,000
Veteran Services (001-390-553)	228,766	338,773	293,147	-	293,147	298,526
Volunteer Center (001-113-513)	178,168	181,202	180,602	-	180,602	185,562
Total Budget	6,285,024	6,907,541	6,867,214	313,055	7,180,269	7,229,128
Funding Sources	FY 2008 Actual	FY 2009 Adopted	FY 2010 Continuation	FY 2010 Issues	FY 2010 Budget	FY 2011 Budget
001 General Fund	5,701,305	6,815,906	6,835,864	313,055	7,148,919	7,198,063
161 Housing Finance Authority	227,033	31,635	31,350	-	31,350	31,065
163 Primary Health Care MSTU	356,686	60,000	-	-	-	-
Total Revenues	6,285,024	6,907,541	6,867,214	313,055	7,180,269	7,229,128
Staffing Summary	FY 2008 Actual	FY 2009 Adopted	FY 2010 Continuation	FY 2010 Issues	FY 2010 Budget	FY 2011 Budget
CHSP & Emergency Assistance (001-370-569)	1.00	1.00	1.00	-	1.00	1.00
Housing Services (001-371-569)	8.00	7.00	8.00	-	8.00	8.00
Veteran Services (001-390-553)	4.00	4.00	3.00	-	3.00	3.00
Volunteer Center (001-113-513)	3.00	2.00	2.00	-	2.00	2.00
Total Full-Time Equivalents (FTE)	16.00	14.00	14.00	-	14.00	14.00

Leon County Government
Fiscal Year 2010 Budget

Volunteer Center

Organizational Code: 001-113-513

Goal

The goal of the Volunteer Center is to strengthen individuals and organizations in our community through volunteerism.

Objectives

1. Promote volunteerism, build the capacity of local volunteer programs and participate in strategic initiatives that mobilize volunteers from all sectors.
2. Screen, interview, and place volunteers, interns, and court-ordered workers by matching their skills, talents, and interests with Leon County departmental needs.
3. Establish and build community partnerships through coordinating community-wide days of service and special events.
4. Coordinate Leon County's internal employee volunteer program in which employees are allowed up to four hours of administrative leave per month to volunteer in community based organizations.
5. Coordinate local volunteers and donations in the event of a disaster in support of the Sheriff's Emergency Management Office.
6. Coordinate the following programs: Community Board Bank, County Government Internship and Service Learning Program, County Library Volunteer Program, Big Bend Community Organizations Active in Disaster, Directors of Volunteers Association Membership, Disaster Planning and Response, National Volunteer Week and National Days of Service, Nonprofit Internship Program, Project LEAD, and Project InterFACE.

Statutory Requirements

Florida Statute 252.38 (1)(b) requires each county to develop a county emergency management plan and program that is coordinated and consistent with the State Comprehensive Emergency Management Plan and Program. The State of Florida's Emergency Management Plan outlines 17 Emergency Support Functions (ESF), of which ESF 15, the coordination of all volunteers & donations, is one function. In order for the County to be in compliance, the Leon County Comprehensive Emergency Management Plan provides for all 17 ESFs including ESF 15 Volunteers and Donations.

Advisory Board

None

Performance Measures

Performance Measures	FY 2007 Actual	FY 2008 Actual	FY 2009* Estimate	FY 2010 Estimate
# of citizen volunteers coordinated	5,700	6,731	3,000	3,000
# of volunteer hours contributed by citizens	175,000	148,703	100,000	100,000
# of community-wide service projects/events coordinated	10	10	5	5
# of volunteer management workshops and technical assistant trainings	100	35	25	25
# of participants who successfully complete the volunteer management certification course	59	19	25	20

*Note: FY 2009 estimates lowered due to personnel reductions.

**Leon County Government
Fiscal Year 2010 Budget**

**Public Services
Health & Human Services - Volunteer Center (001-113-513)**

Budgetary Costs	FY 2008 Actual	FY 2009 Adopted	FY 2010 Continuation	FY 2010 Issues	FY 2010 Budget	FY 2011 Budget
Personal Services	157,162	157,641	157,446	-	157,446	162,406
Operating	21,006	23,561	23,156	-	23,156	23,156
Total Budgetary Costs	<u>178,168</u>	<u>181,202</u>	<u>180,602</u>	<u>-</u>	<u>180,602</u>	<u>185,562</u>

Funding Sources	FY 2008 Actual	FY 2009 Adopted	FY 2010 Continuation	FY 2010 Issues	FY 2010 Budget	FY 2011 Budget
001 General Fund	178,168	181,202	180,602	-	180,602	185,562
Total Revenues	<u>178,168</u>	<u>181,202</u>	<u>180,602</u>	<u>-</u>	<u>180,602</u>	<u>185,562</u>

Staffing Summary	FY 2008 Actual	FY 2009 Adopted	FY 2010 Continuation	FY 2010 Issues	FY 2010 Budget	FY 2011 Budget
Director of Volunteer Services	1.00	1.00	1.00	-	1.00	1.00
Volunteer Specialist	1.00	-	-	-	-	-
Volunteer Coordinator	1.00	1.00	1.00	-	1.00	1.00
Total Full-Time Equivalents (FTE)	<u>3.00</u>	<u>2.00</u>	<u>2.00</u>	<u>-</u>	<u>2.00</u>	<u>2.00</u>

Notes:

This program is recommended at an overall decreased funding level due to personnel and service level reductions. However, there are increased costs associated with the program. The funding level adjustments for FY10 are as follows:

Decreases to Program Funding Levels:

1. Costs associated with workers' compensation.
2. Communications costs in the amount of \$405.

Increases to Program Funding Levels:

1. A 12% increase in employer contributions to health insurance as approved by the Board.

**Leon County Government
Fiscal Year 2010 Budget**

Public Services

Health & Human Services - Health Department (001-190-562)

Budgetary Costs	FY 2008 Actual	FY 2009 Adopted	FY 2010 Continuation	FY 2010 Issues	FY 2010 Budget	FY 2011 Budget
Grants-in-Aid	257,984	237,345	237,345	-	237,345	237,345
Total Budgetary Costs	<u>257,984</u>	<u>237,345</u>	<u>237,345</u>	<u>-</u>	<u>237,345</u>	<u>237,345</u>
Funding Sources	FY 2008 Actual	FY 2009 Adopted	FY 2010 Continuation	FY 2010 Issues	FY 2010 Budget	FY 2011 Budget
001 General Fund	257,984	237,345	237,345	-	237,345	237,345
Total Revenues	<u>257,984</u>	<u>237,345</u>	<u>237,345</u>	<u>-</u>	<u>237,345</u>	<u>237,345</u>

Notes:
This program is recommended at the same funding level as the previous fiscal year.

**Leon County Government
Fiscal Year 2010 Budget**

Public Services

Health & Human Services - Medical Examiner (001-370-527)

Budgetary Costs	FY 2008 Actual	FY 2009 Adopted	FY 2010 Continuation	FY 2010 Issues	FY 2010 Budget	FY 2011 Budget
Grants-in-Aid	375,000	375,000	375,000	-	375,000	386,250
Total Budgetary Costs	<u>375,000</u>	<u>375,000</u>	<u>375,000</u>	<u>-</u>	<u>375,000</u>	<u>386,250</u>
Funding Sources	FY 2008 Actual	FY 2009 Adopted	FY 2010 Continuation	FY 2010 Issues	FY 2010 Budget	FY 2011 Budget
001 General Fund	375,000	375,000	375,000	-	375,000	386,250
Total Revenues	<u>375,000</u>	<u>375,000</u>	<u>375,000</u>	<u>-</u>	<u>375,000</u>	<u>386,250</u>

Notes:
This program is recommended at the same funding level as the previous fiscal year.

**Leon County Government
Fiscal Year 2010 Budget**

Public Services

Health & Human Services - Tubercular Care & Child Protection Exams (001-370-562)

Budgetary Costs	FY 2008 Actual	FY 2009 Adopted	FY 2010 Continuation	FY 2010 Issues	FY 2010 Budget	FY 2011 Budget
Grants-in-Aid	51,250	61,000	61,000	-	61,000	61,000
Total Budgetary Costs	<u>51,250</u>	<u>61,000</u>	<u>61,000</u>	<u>-</u>	<u>61,000</u>	<u>61,000</u>
Funding Sources	FY 2008 Actual	FY 2009 Adopted	FY 2010 Continuation	FY 2010 Issues	FY 2010 Budget	FY 2011 Budget
001 General Fund	51,250	61,000	61,000	-	61,000	61,000
Total Revenues	<u>51,250</u>	<u>61,000</u>	<u>61,000</u>	<u>-</u>	<u>61,000</u>	<u>61,000</u>

Notes:

This program is recommended at the same funding level as the previous fiscal year.

**Leon County Government
Fiscal Year 2010 Budget**

Public Services

Health & Human Services - Baker Act & Marchman Act (001-370-563)

Budgetary Costs	FY 2008 Actual	FY 2009 Adopted	FY 2010 Continuation	FY 2010 Issues	FY 2010 Budget	FY 2011 Budget
Operating	614,580	614,949	614,949	13,055	628,004	628,395
Total Budgetary Costs	<u>614,580</u>	<u>614,949</u>	<u>614,949</u>	<u>13,055</u>	<u>628,004</u>	<u>628,395</u>
Funding Sources	FY 2008 Actual	FY 2009 Adopted	FY 2010 Continuation	FY 2010 Issues	FY 2010 Budget	FY 2011 Budget
001 General Fund	614,580	614,949	614,949	13,055	628,004	628,395
Total Revenues	<u>614,580</u>	<u>614,949</u>	<u>614,949</u>	<u>13,055</u>	<u>628,004</u>	<u>628,395</u>

Notes:

This program is recommended at an overall increased funding level due to a 3% increase in FY10 contractual obligations.

**Leon County Government
Fiscal Year 2010 Budget**

Public Services

Health & Human Services - Medicaid & Indigent Burials (001-370-564)

Budgetary Costs	FY 2008 Actual	FY 2009 Adopted	FY 2010 Continuation	FY 2010 Issues	FY 2010 Budget	FY 2011 Budget
Grants-in-Aid	1,609,183	1,803,500	1,803,500	300,000	2,103,500	2,112,500
Total Budgetary Costs	<u>1,609,183</u>	<u>1,803,500</u>	<u>1,803,500</u>	<u>300,000</u>	<u>2,103,500</u>	<u>2,112,500</u>
Funding Sources	FY 2008 Actual	FY 2009 Adopted	FY 2010 Continuation	FY 2010 Issues	FY 2010 Budget	FY 2011 Budget
001 General Fund	1,609,183	1,803,500	1,803,500	300,000	2,103,500	2,112,500
Total Revenues	<u>1,609,183</u>	<u>1,803,500</u>	<u>1,803,500</u>	<u>300,000</u>	<u>2,103,500</u>	<u>2,112,500</u>

Notes:

This program is recommended at an increased funding level. The funding level adjustments for FY10 are as follows:

Increases to Program Funding Levels:

1. Leon County's statutory obligation to fund costs associated with Medicaid programs in the amount of \$300,000.

**Leon County Government
Fiscal Year 2010 Budget**

Public Services

Health & Human Services - CHSP & Emergency Assistance (001-370-569)

Budgetary Costs	FY 2008 Actual	FY 2009 Adopted	FY 2010 Continuation	FY 2010 Issues	FY 2010 Budget	FY 2011 Budget
Personal Services	64,392	59,677	59,777	-	59,777	61,420
Operating	144,000	144,000	144,000	-	144,000	144,000
Grants-in-Aid	796,447	790,000	790,000	-	790,000	790,000
Total Budgetary Costs	<u>1,004,839</u>	<u>993,677</u>	<u>993,777</u>	<u>-</u>	<u>993,777</u>	<u>995,420</u>
Funding Sources	FY 2008 Actual	FY 2009 Adopted	FY 2010 Continuation	FY 2010 Issues	FY 2010 Budget	FY 2011 Budget
001 General Fund	1,004,839	993,677	993,777	-	993,777	995,420
Total Revenues	<u>1,004,839</u>	<u>993,677</u>	<u>993,777</u>	<u>-</u>	<u>993,777</u>	<u>995,420</u>
Staffing Summary	FY 2008 Actual	FY 2009 Adopted	FY 2010 Continuation	FY 2010 Issues	FY 2010 Budget	FY 2011 Budget
Human Services Analyst	1.00	1.00	1.00	-	1.00	1.00
Total Full-Time Equivalents (FTE)	<u>1.00</u>	<u>1.00</u>	<u>1.00</u>	<u>-</u>	<u>1.00</u>	<u>1.00</u>

Notes:

This program is recommended at an overall increased funding level. The funding level adjustments for FY10 are as follows:

Increases to Program Funding Levels:

1. A 12% increase in employer contributions to health insurance as approved by the Board.

Leon County Government
Fiscal Year 2010 Budget

Housing Services

Organizational Code: 001-371-569

Goal

The goal of Housing Services is to provide the very low, low, and moderate income citizens of the unincorporated areas of Leon County with safe, sanitary, and affordable homes through the provision of funds for rehabilitation, home counseling, and down payment assistance. Housing Services serves Leon County residents with professionalism, management, leadership, and support consistent with the Board policy and the mission of Leon County.

Objectives

1. Administer and provide oversight of the Housing Programs: Homeowner Rehabilitation, Homeowner Replacement, Down Payment Assistance and Homeowner Counseling.
2. Provide staff support and administer the activities of the Leon County Housing Finance Authority (HFA).
3. Provide annual reports on Affordable Housing Programs and on Fair Housing Activities.
4. Receive and report fair housing complaints.
5. Design, implement and administer educational information on programs within the community.
6. Attend local Housing events and conferences to ensure Leon County is aware and in compliance with local, state and federal guidelines.
7. Administer \$1.5 million Foreclosure Prevention and First Time Home Buyer Down Payment Assistance Grant.

Statutory Requirements

Leon County Code, Chapter 8 Article V/Policy 96-11 "Direct Implementation of State Housing Initiative Program (SHIP)"; Housing Plan, Florida Statute Chapter 420 "Housing"; Leon County Code, Chapter 2, Section 2-71 & 2-120 "Implementation"; Florida Statute Chapter 159 "Bond Financing"; Florida Statute Chapter 760.20 "Fair Housing Act"

Advisory Board

Housing Finance Authority; Affordable Housing Advisory Committee; Community Development Block Grant (CDBG) Citizens Task Force Advisory Committee.

Performance Measures

Performance Measures	FY 2007 Actual	FY 2008 Actual	FY 2009 Estimate	FY 2010 Estimate
# of total housing rehabilitation inspections performed	543	556	536	425
# of clients receiving Down Payment Assistance	15	16	17	16
# of housing units receiving Home Rehabilitation	23	32	26	20
# of housing units receiving Home Replacement	8	12	6	0
Total Housing Grant Dollars Administered	\$1,769,692	\$1,570,397	\$1,700,903	\$1,000,000

Note: The performance measure "Total Housing Grant Dollars Administered" is based on annual funding provided by the State Housing Trust Fund through the Florida Housing Finance Corporation (FHFC). Due to the recent economic downturn and the decrease in new home construction, anticipated funding allocations have been reduced for FY09 and FY10. In addition, Home Replacement for FY10 will not be available due to a lack of SHIP funding.

**Leon County Government
Fiscal Year 2010 Budget**

**Public Services
Health & Human Services - Housing Services (001-371-569)**

Budgetary Costs	FY 2008 Actual	FY 2009 Adopted	FY 2010 Continuation	FY 2010 Issues	FY 2010 Budget	FY 2011 Budget
Personal Services	335,405	428,208	498,226	-	498,226	514,747
Operating	20,461	26,763	26,043	-	26,043	26,043
Transportation	3,351	4,761	2,887	-	2,887	2,887
Total Budgetary Costs	<u>359,217</u>	<u>459,732</u>	<u>527,156</u>	<u>-</u>	<u>527,156</u>	<u>543,677</u>
Funding Sources	FY 2008 Actual	FY 2009 Adopted	FY 2010 Continuation	FY 2010 Issues	FY 2010 Budget	FY 2011 Budget
001 General Fund	359,217	459,732	527,156	-	527,156	543,677
Total Revenues	<u>359,217</u>	<u>459,732</u>	<u>527,156</u>	<u>-</u>	<u>527,156</u>	<u>543,677</u>
Staffing Summary	FY 2008 Actual	FY 2009 Adopted	FY 2010 Continuation	FY 2010 Issues	FY 2010 Budget	FY 2011 Budget
Administrative Associate V	1.00	1.00	2.00	-	2.00	2.00
Affordable Housing Coordinator	1.00	-	-	-	-	-
Health & Human Services Director	1.00	1.00	1.00	-	1.00	1.00
Housing Rehabilitation Specialist	2.00	2.00	2.00	-	2.00	2.00
Housing Services Specialist	1.00	1.00	1.00	-	1.00	1.00
Financial Compliance Administrator	1.00	1.00	1.00	-	1.00	1.00
Housing Services Coordinator	1.00	1.00	-	-	-	-
Affordable Housing Manager	-	-	1.00	-	1.00	1.00
Total Full-Time Equivalentents (FTE)	<u>8.00</u>	<u>7.00</u>	<u>8.00</u>	<u>-</u>	<u>8.00</u>	<u>8.00</u>

Notes:

This program is recommended at an overall increased funding level due to personnel and service level enhancements. However, there are decreased costs associated with this program. The funding level adjustments for FY10 are as follows:

Increases to Program Funding Levels:

1. The realignment of an Administrative Associate full-time position from Veteran Services to Housing Services.
2. Operating costs associated with the reorganization in the amount of \$2,995.
3. A 12% increase in employer contributions to health insurance as approved by the Board.
4. Costs associated with the reclass of the Housing Services Coordinator to the Affordable Housing Manager.

Decreases to Program Funding Levels:

1. Fuel and Oil costs in the amount of \$1,526.
2. Communication costs in the amount of \$720.
3. Costs associated with workers' compensation.

Leon County Government
Fiscal Year 2010 Budget

Veteran Services

Organization Code: 001-390-553

Performance Measures

Goal

The goal of the Leon County Veteran Services Division is to counsel and assist veterans and their dependents with processing benefit claims and obtaining other benefits entitled to them through the United States Department of Veterans' Affairs and other Federal Government Agencies as well as serve as the Veteran Liaison for the local community.

Objectives

1. Assist veterans and their dependents in filing claims for non-service connected pensions, service connected disabilities, and other benefits, directly associated with the Department of Veteran Affairs, Department of Defense and any other Federal Military Organizations.
2. Assist veterans and their dependents in obtaining local medical treatment, transportation, necessary medicines, prosthetic items, adaptive equipment, and payment of medical bills.
3. Assist veterans and their dependents in filing for educational benefits at universities, junior colleges, vocational institutions, correspondence courses, and job training.
4. Assist veterans in obtaining VA home loan information, obtaining military records, correcting military records, and upgrading discharges.
5. Facilitate the annual Leon County Military Grant Program and serve as the Leon County Veteran Liaison for all veteran issues in the local community.
6. Coordinate the annual Leon County Veterans Day parade.

Statutory Requirements

292.11 County and city veteran service officer.--

(1) Each board of county commissioners may employ a county veteran service officer; provide office space, clerical assistance, and the necessary supplies incidental to providing and maintaining a county service office; and pay said expenses and salaries from the moneys hereinafter provided for.

(2) The Department of Veterans' Affairs is directed to establish a training program for county and city veteran service officers. Every county or city veteran service officer employed under this chapter shall attend the training program established by the department and successfully complete a test administered by the department prior to assuming any responsibilities as a county or city veteran service officer.

The department shall further establish periodic training refresher courses, which each county or city veteran service officer must attend and complete as a condition of remaining in employment as a county or city veteran service officer. County and city veteran service officers shall be reimbursed for travel expenses, as provided in s. 112.061

Advisory Board

County Veteran Service Officer's Association of Florida Executive Committee; State of Florida Veterans Planning Group; Tallahassee-Leon County Transportation Disadvantaged Coordinating Board; Veterans Memorial Executive Board.

Performance Measures	FY 2007 Actual	FY 2008 Actual	FY 2009 Estimate	FY 2010 Estimate
# of clients served (in person) **	1,025	2,193	1,200	1,500
# of clients served (outreach)*	5,073	20,588	14,575	15,000
Monthly client benefit payments (retroactive)**	\$1,423,730	\$3,219,970	\$1,500,000	\$1,700,000
Monthly client benefit payments (recurring)**	\$5,861,411	\$7,371,696	\$5,900,000	\$6,000,000

*The performance measure "# of clients served (outreach)" experienced an extreme fluctuation in FY08 due to a procedural change made by the Veteran's Administration resulting in a significant number of claims being reviewed and processed. Therefore, the FY 2009 estimate was revised and outyear projections will account for the anticipated increase.

**Note: Despite the high number of clients being served through outreach, not all clients are eligible to receive benefits. Therefore, it is anticipated that the FY09 and outyear projections for the following measures: # of clients served (in person), Monthly client benefit payments (retroactive), and Monthly client benefit payments (recurring) will realign with FY07 Actuals.

**Leon County Government
Fiscal Year 2010 Budget**

**Public Services
Health & Human Services - Veteran Services (001-390-553)**

Budgetary Costs	FY 2008 Actual	FY 2009 Adopted	FY 2010 Continuation	FY 2010 Issues	FY 2010 Budget	FY 2011 Budget
Personal Services	216,299	222,097	176,626	-	176,626	181,956
Operating	12,467	16,676	16,521	-	16,521	16,570
Grants-in-Aid	-	100,000	100,000	-	100,000	100,000
Total Budgetary Costs	<u>228,766</u>	<u>338,773</u>	<u>293,147</u>	<u>-</u>	<u>293,147</u>	<u>298,526</u>
Funding Sources	FY 2008 Actual	FY 2009 Adopted	FY 2010 Continuation	FY 2010 Issues	FY 2010 Budget	FY 2011 Budget
001 General Fund	228,766	338,773	293,147	-	293,147	298,526
Total Revenues	<u>228,766</u>	<u>338,773</u>	<u>293,147</u>	<u>-</u>	<u>293,147</u>	<u>298,526</u>
Staffing Summary	FY 2008 Actual	FY 2009 Adopted	FY 2010 Continuation	FY 2010 Issues	FY 2010 Budget	FY 2011 Budget
Administrative Associate III	1.00	1.00	1.00	-	1.00	1.00
Administrative Associate V	1.00	1.00	-	-	-	-
Veterans Services Coordinator	1.00	1.00	1.00	-	1.00	1.00
Veterans Services Counselor	1.00	1.00	1.00	-	1.00	1.00
Total Full-Time Equivalents (FTE)	<u>4.00</u>	<u>4.00</u>	<u>3.00</u>	<u>-</u>	<u>3.00</u>	<u>3.00</u>

Notes:

This program is recommended at an overall decreased funding level due to personnel and service level reductions. However, there are some increased costs associated with this program. The funding level adjustments for FY10 are as follows:

Decreases to Program Funding Levels:

1. The realignment of an Administrative Associate full-time position from Veteran Services to Housing Services in the amount of \$47,286.
2. Costs associated with workers' compensation.

Increases to Program Funding Levels:

1. A 12% increase in employer contributions to health insurance as approved by the Board.

*The Military Personnel Grant Program provides financial assistance to Leon County residents serving on active duty in the United States military. Residents meeting this criterion are eligible to apply for a grant equal to that portion of their Leon County Ad Valorem property taxes on their owner-occupied residence. A grant is also available to those active duty Leon County residents who are not property owners, but meet all other eligibility criteria.

Primary Health Care

Organization Code: 001-971-562, 163-971-562

Goal

The goal of the Primary Health Care program is to effectively serve the residents of Leon County by providing primary health care services to low income and uninsured Leon County residents in an efficient and cost effective manner.

Objectives

1. Provide and present analysis, agenda items, and follow-up to the Board on Healthcare issues.
2. Provide staff support to the Healthcare Advisory Board which is responsible for monitoring the healthcare status of the Leon County Community and its citizens to achieve maximum achievable good health for the community and all citizens.
3. Administer and manage the associated contracts with local healthcare agencies.
4. Collaborate with CareNet partners to achieve program goals.

Statutory Requirements

Florida Statute 154.011

Leon County Code Chapter 11 Article XVII Section 11

Advisory Board

Healthcare Advisory Board

**Leon County Government
Fiscal Year 2010 Budget**

**Public Services
Health & Human Services - Primary Health Care (001-971-562)**

Budgetary Costs	FY 2008 Actual	FY 2009 Adopted	FY 2010 Continuation	FY 2010 Issues	FY 2010 Budget	FY 2011 Budget
Operating	1,022,318	1,750,728	1,749,388	-	1,749,388	1,749,388
Total Budgetary Costs	<u>1,022,318</u>	<u>1,750,728</u>	<u>1,749,388</u>	<u>-</u>	<u>1,749,388</u>	<u>1,749,388</u>
Funding Sources	FY 2008 Actual	FY 2009 Adopted	FY 2010 Continuation	FY 2010 Issues	FY 2010 Budget	FY 2011 Budget
001 General Fund	1,022,318	1,750,728	1,749,388	-	1,749,388	1,749,388
Total Revenues	<u>1,022,318</u>	<u>1,750,728</u>	<u>1,749,388</u>	<u>-</u>	<u>1,749,388</u>	<u>1,749,388</u>

Notes:

This program is recommended at an overall decreased funding level due to a reduction in payments for the Kids Care Insurance Program funding in the amount of \$1,340 for FY10.

The Women and Children's Health Services was previously funded through the Primary Healthcare MSTU (Fund 163) fund balance. FY08 was the final year of funding for this program in 163-971-562.

**Leon County Government
Fiscal Year 2010 Budget**

Public Services

Health & Human Services - Primary Health Care (163-971-562)

Budgetary Costs	FY 2008 Actual	FY 2009 Adopted	FY 2010 Continuation	FY 2010 Issues	FY 2010 Budget	FY 2011 Budget
Operating	356,686	60,000	-	-	-	-
Total Budgetary Costs	<u>356,686</u>	<u>60,000</u>	<u>-</u>	<u>-</u>	<u>-</u>	<u>-</u>
Funding Sources	FY 2008 Actual	FY 2009 Adopted	FY 2010 Continuation	FY 2010 Issues	FY 2010 Budget	FY 2011 Budget
163 Primary Health Care MSTU	356,686	60,000	-	-	-	-
Total Revenues	<u>356,686</u>	<u>60,000</u>	<u>-</u>	<u>-</u>	<u>-</u>	<u>-</u>

Notes:

Primary Health Care funding is now budgeted with general revenue as of FY08. The budget for FY09 reflects the utilization of remaining fund balance to support the Healthy Start Program. All funding for contractual obligations with the Bond Clinic, Neighborhood Health Services, WeCare, and FAMU Pharmacy are now appropriated in the "Primary Health Care" org 001-971-562. In prior fiscal years, this program was funded by the Primary Healthcare MSTU (Fund 163).

Housing Finance Authority

Organizational Code: 161-808-554

Goal

This goal of the Housing Finance Authority (HFA) is to consider Leon County affordable housing financing for owner-occupied single-family and multi-family housing units to include townhouses and condominiums, which includes the sale of taxable bonds once approved by resolution of the Board of County Commissioners.

Objectives

1. Continue to provide funding to conduct emergency repairs and assistance for home rehabilitation projects.
2. Continue to work in conjunction with the Escambia County Housing Finance Authority in the development of multi-million dollar single-family bond issuances.
3. Continue to provide oversight to the bond issuances of both Magnolia Terrace Apartments and Lakes of San Marcos.
4. Continue to function as the advisory committee for State Housing Initiative Program (SHIP) and the Community Development Block Grant (CDBG).
5. Issue, or issue jointly with other counties, single-family mortgage revenue bonds at below market rate.
6. Accept and review multi-family bond applications and makes recommendations to the Board.

Statutory Requirements

Leon County Code: Chapter 2 Article III Division 3 Section 2
Leon County Code: Chapter 8 Article V Section 8-154

Advisory Board

None

**Leon County Government
Fiscal Year 2010 Budget**

Public Services

Health & Human Services - Housing Finance Authority (161-808-554)

Budgetary Costs	FY 2008 Actual	FY 2009 Adopted	FY 2010 Continuation	FY 2010 Issues	FY 2010 Budget	FY 2011 Budget
Operating	4,393	11,285	11,000	-	11,000	10,715
Grants-in-Aid	222,640	20,350	20,350	-	20,350	20,350
Total Budgetary Costs	<u>227,033</u>	<u>31,635</u>	<u>31,350</u>	<u>-</u>	<u>31,350</u>	<u>31,065</u>
Funding Sources	FY 2008 Actual	FY 2009 Adopted	FY 2010 Continuation	FY 2010 Issues	FY 2010 Budget	FY 2011 Budget
161 Housing Finance Authority	227,033	31,635	31,350	-	31,350	31,065
Total Revenues	<u>227,033</u>	<u>31,635</u>	<u>31,350</u>	<u>-</u>	<u>31,350</u>	<u>31,065</u>

Notes:

This program is recommended at an overall decreased funding level. The funding level adjustments for FY10 are as follows:

Decreases to Program Funding Levels:

1. Operating expenditures adjusted to match project fee revenue in the amount of \$285.

Emergency Medical Services

Organizational Code: 135-185-526

Goal

The goal of Leon County EMS Division is to provide clinically superior, compassionate, cost-effective emergency medical services to all citizens and visitors of Leon County; regardless of social economic status, utilizing the latest technologies and medical care standards, within the bounds of available resources.

Objectives

1. Provide basic and advanced life support emergency medical services to the citizens and visitors of Leon County through the use of such procedures as:
 - Defibrillation (cardio version), endotracheal intubations, initiation of intravenous access, and surgical cricothyroidotomy, administration of medications.
 - Perform cervical spine immobilizations, emergency childbirth, bandaging, splinting, and other medical assistance and procedures as necessary.
2. Provide injury prevention training programs to citizens.
3. Maintain the Counties' Heart Ready status through the further development of the public access automated defibrillator (AED) program and by training citizens in cardio-pulmonary resuscitation (CPR) and AED use.
4. Maintain a constant state of readiness to respond to major disasters, both man-made and natural.
5. Provide administrative oversight of the volunteer fire departments.

Statutory Requirements

Article III Leon County Code of Law
Chapter 401 Florida Statute
Chapter 64J-1 Florida Administrative Code

Advisory Board

Emergency Medical Services Advisory Council

Benchmarking

Benchmark Data	Leon County	Benchmark
% of calls within urban areas responded to within 8 mins/59 secs	89	90
% of calls within suburban areas responded to within 12 mins/59 secs	82	90
% of calls within rural areas responded to within 17 mins/59 secs	87	90

Benchmark Sources: American Ambulance Association and NFPA 450

Performance Measures

Performance Measures	FY 2007 Actual	FY 2008 Actual	FY 2009 Estimate	FY 2010 Estimate
# of calls for service responded to	29,734	30,815	32,700	33,000
# of transports made	19,986	21,203	22,900	23,100
# of public education events conducted	95	83	95	110

**Leon County Government
Fiscal Year 2010 Budget**

**Public Services
Emergency Medical Services (135-185-526)**

Budgetary Costs	FY 2008 Actual	FY 2009 Adopted	FY 2010 Continuation	FY 2010 Issues	FY 2010 Budget	FY 2011 Budget
Personal Services	6,684,156	7,711,735	7,883,976	-	7,883,976	8,081,506
Operating	3,572,169	4,409,649	4,346,170	76,608	4,422,778	4,527,443
Transportation	642,995	579,501	573,351	-	573,351	603,351
Capital Outlay	53,446	-	-	-	-	-
Total Budgetary Costs	10,952,766	12,700,885	12,803,497	76,608	12,880,105	13,212,300

Funding Sources	FY 2008 Actual	FY 2009 Adopted	FY 2010 Continuation	FY 2010 Issues	FY 2010 Budget	FY 2011 Budget
135 Emergency Medical Services MSTU	10,952,766	12,700,885	12,803,497	76,608	12,880,105	13,212,300
Total Revenues	10,952,766	12,700,885	12,803,497	76,608	12,880,105	13,212,300

Staffing Summary	FY 2008 Actual	FY 2009 Adopted	FY 2010 Continuation	FY 2010 Issues	FY 2010 Budget	FY 2011 Budget
EMS Director	1.00	1.00	1.00	-	1.00	1.00
EMS Division Manager	2.00	2.00	2.00	-	2.00	2.00
EMS Field Operations Supervisor	4.00	4.00	4.00	-	4.00	4.00
EMS System Controller	4.00	4.25	4.25	-	4.25	4.25
EMS Staff Assistant	3.00	3.00	3.00	-	3.00	3.00
Emergency Medical Technician	23.00	25.00	26.00	-	26.00	26.00
Paramedic	46.00	52.00	53.00	-	53.00	53.00
EMS Supply Technician	2.00	2.00	2.00	-	2.00	2.00
EMS Quality Improv. & Educ. Manager	1.00	1.00	1.00	-	1.00	1.00
EMS Billing Coordinator	1.00	1.00	1.00	-	1.00	1.00
Medical Director	1.00	1.00	1.00	-	1.00	1.00
EMT/Paramedic Part-Time	6.50	6.60	7.10	-	7.10	7.10
EMS Special Operations Manager	1.00	1.00	1.00	-	1.00	1.00
Total Full-Time Equivalents (FTE)	95.50	103.85	106.35	-	106.35	106.35

OPS Staffing Summary	FY 2008 Actual	FY 2009 Adopted	FY 2010 Continuation	FY 2010 Issues	FY 2010 Budget	FY 2011 Budget
EMS Consolidated OPS	1.00	1.00	1.00	-	1.00	1.00
Total OPS Full-Time Equivalents (FTE)	1.00	1.00	1.00	-	1.00	1.00

Notes:

This program is recommended at an overall increased funding level due to personnel and service level enhancements. However, there are decreased costs associated with this program. The funding level adjustments for FY10 are as follows:

Increases to Program Funding Levels:

1. Vehicle repair costs in the amount of \$45,320.
2. Vehicle insurance costs in the amount of \$4,888.
3. Maintenance contract for Autopulse service agreement in the amount of \$16,317.
4. Communications costs in the amount of \$4,620.
5. A 12% increase in employer contributions to health insurance as approved by the Board.

Decreases to Program Funding Levels:

1. Fuel and Oil costs in the amount of \$56,358.

**Leon County Government
Fiscal Year 2010 Budget**

**Public Services
Capital Regional Transportation Planning Agency (001-402-515)**

Budgetary Costs	FY 2008 Actual	FY 2009 Adopted	FY 2010 Continuation	FY 2010 Issues	FY 2010 Budget	FY 2011 Budget
Personal Services	-	-	199,309	-	199,309	205,440
Operating	-	15,000	15,000	-	15,000	15,000
Total Budgetary Costs	-	15,000	214,309	-	214,309	220,440
Funding Sources	FY 2008 Actual	FY 2009 Adopted	FY 2010 Continuation	FY 2010 Issues	FY 2010 Budget	FY 2011 Budget
001 General Fund	-	15,000	214,309	-	214,309	220,440
Total Revenues	-	15,000	214,309	-	214,309	220,440
Staffing Summary	FY 2008 Actual	FY 2009 Adopted	FY 2010 Continuation	FY 2010 Issues	FY 2010 Budget	FY 2011 Budget
Sr. Transportation Planner	-	1.00	1.00	-	1.00	1.00
Transportation Planning Administrator	-	1.00	1.00	-	1.00	1.00
Total Full-Time Equivalents (FTE)	-	2.00	2.00	-	2.00	2.00

Notes:

This program is recommended at the same funding level as the previous fiscal year. Funding for the Capital Regional Transportation Planning Agency was realigned within the budget to account for the expenditures related to this program. Previously, funding for this program was included in the Planning Department's budget. Personnel expenses are reimbursed and will have a zero net budget impact.

**Leon County Government
Fiscal Year 2010 Budget**

Planning Department

Organizational Code: 001-817-515

Goal

The goal of the Planning Department is to provide accurate information, creative, and effective planning recommendations and expertise in the areas of long range land use, environmental and transportation planning, and land use administration to the City and County governments, the Planning Commission, appointed boards and committees, residents, and businesses.

Objectives

Planning Management

1. Provides coordination and oversight of all planning functions.
2. Ensures administration of the department budget; ensures expenditure levels conform to approved resources.
3. Monitors federal and state legislation impacting municipal government planning activities.
4. Provides timely and effective planning information for the orderly growth of the Tallahassee community.

Planning Support

1. Provides efficient support service activities (GIS, research, mapping, graphics, computer assistance, and publication assistance) to the Planning Department and to City and County Governments.

Administrative Services

1. Promotes the efficient and effective administrative services support for the entire department; provides additional resources in understaffed areas; improves use of existing staff and fiscal resources; and promotes effective division, and external department coordination

Land Use Administration

1. Reviews rezonings, Planned Unit Developments (PUD), Developments of Regional Impact (DRI), and other large-scale developments;
2. Processes and reviews abandonments, development applications within the Capitol Center Planning District, and street reclassification requests.
3. Assists other divisions and departments with the creation and processing of land development regulations for special study areas.
4. Reviews County and City development plans.

Comprehensive Planning

1. Promotes the implementation of the Tallahassee-Leon County Comprehensive Plan including process evaluation and amendments.
2. Provides coordination for long-range planning projects and issues.
3. Develops and implements long range plans to identify and protect natural resources, including canopy roads, wildlife and listed species habitat, unique vegetation communities, community open space and surface water resources through greenways and mitigation planning, land acquisition, environmental research and resource assessment, and coordination with other agencies.
4. Researches and prepares reports and recommendations for special planning initiatives directed by the County Commission, City Commission, or State statutes.

Statutory Requirements

Florida Statutes: Chapter 163 "Comprehensive Planning", Chapter 163 "Development Agreements", Chapter 125, Title 11, Chapter 164 "Municipal Annexations & Contractions", Chapter 339 "Transportation Planning", Chapter 427 "Land Acquisition"; Local: Chapter 10, Article II "Local Planning Agency", Article V "Comprehensive Planning", Article VI "Concurrency Management", Article VII "Environmental Management"

Advisory Board

Planning Commission; Local Planning Agency; Canopy Roads Citizens Advisory Board; Water Resources Committee; Urban Design Commission, Local Mitigation Strategy Committee.

Performance Measures

Performance Measures	FY 2007 Actual	FY2 008 Actual	FY 2009 Estimate	FY 2010* Estimate
# of Land Use Applications Processed, including Site Plans, Text Amendments, Subdivisions, Plats, etc. (City and County)	231	185	200	100
# of Rezonings, PUDs Processed	40	32	30	30
# of Comp Plan Amendments Analyzed and Processed	28	19	30	25
# of SF of Non-Residential Development Permitted in the Southern Strategy Area	53,307	38,526	50,000	10,000
# of Residential Dwelling Units Permitted within the Southern Strategy Area.	108	131	200	20
# of GIS Layers Actively Maintained	7	8	7	7

*Note: FY10 Estimates reflect the impact of a recession economy and stagnant housing market.

**Leon County Government
Fiscal Year 2010 Budget**

Public Services

Planning Department - Planning Department (001-817-515)

Budgetary Costs	FY 2008 Actual	FY 2009 Adopted	FY 2010 Continuation	FY 2010 Issues	FY 2010 Budget	FY 2011 Budget
Personal Services	161,165	71,899	73,477	-	73,477	75,897
Operating	15,132	35,000	35,000	-	35,000	35,000
Grants-in-Aid	823,109	854,000	882,134	(71,465)	810,669	810,669
Total Budgetary Costs	<u>999,406</u>	<u>960,899</u>	<u>990,611</u>	<u>(71,465)</u>	<u>919,146</u>	<u>921,566</u>
Funding Sources	FY 2008 Actual	FY 2009 Adopted	FY 2010 Continuation	FY 2010 Issues	FY 2010 Budget	FY 2011 Budget
001 General Fund	999,406	960,899	990,611	(71,465)	919,146	921,566
Total Revenues	<u>999,406</u>	<u>960,899</u>	<u>990,611</u>	<u>(71,465)</u>	<u>919,146</u>	<u>921,566</u>
Staffing Summary	FY 2008 Actual	FY 2009 Adopted	FY 2010 Continuation	FY 2010 Issues	FY 2010 Budget	FY 2011 Budget
Executive Secretary	-	1.00	1.00	-	1.00	1.00
GIS Coordinator	1.00	2.00	2.00	-	2.00	2.00
Planner	1.00	1.00	1.00	-	1.00	1.00
Planner II	10.00	10.00	10.00	-	10.00	10.00
Sr. Transportation Planner	1.00	-	-	-	-	-
Transportation Planner	1.00	1.00	1.00	-	1.00	1.00
Transportation Planning Administrator	1.00	-	-	-	-	-
Director of Management Services	1.00	-	-	-	-	-
Exempt/Customer Service Technicians	1.00	-	-	-	-	-
Director	1.00	1.00	1.00	-	1.00	1.00
Graphics & Mapping Specialist	2.00	2.00	2.00	(1.00)	1.00	1.00
Supervisor-Planning Research	1.00	1.00	1.00	-	1.00	1.00
Administrative Aid	1.00	-	-	-	-	-
Administrative Supervisor	1.00	1.00	1.00	-	1.00	1.00
Secretary IV	3.00	3.00	3.00	-	3.00	3.00
Land Use Planning Administrator	1.00	1.00	1.00	-	1.00	1.00
Community Involvement Planner	2.00	2.00	2.00	-	2.00	2.00
Manager, Special Project Planning	-	1.00	1.00	-	1.00	1.00
Comprehensive & Environmental Admin	-	1.00	1.00	-	1.00	1.00
Manager, Comprehensive Planning	-	1.00	1.00	-	1.00	1.00
Total Full-Time Equivalentents (FTE)	<u>29.00</u>	<u>29.00</u>	<u>29.00</u>	<u>(1.00)</u>	<u>28.00</u>	<u>28.00</u>

Notes:

This program is recommended at an overall decreased funding level due to personnel and service level reductions. This funding represents the County's portion of the Planning Department budget. Through an interlocal agreement, both the City and the County provide joint funding for this department. The funding level adjustments for FY10 are as follows:

Decreases to Program Funding Levels:

1. The County's portion of the funding for the Planning Department due to the elimination of one full-time position.

Increases to Program Funding Levels:

1. A 12% increase in employer contributions to health insurance as approved by the Board.

Office of Sustainability

Organizational Code: 001-127-513

Goal

The goal of the Office of Sustainability is to initiate and maintain a commitment to sustainable practices through innovative leadership and cooperative partnerships within Leon County operations and our community.

Objectives

1. Coordinate the development and implementation of energy conservation measures.
2. Communicate, publicize, and promote sustainable practices within County operations and the community.
3. Oversee the documentation, measurement, and evaluation of program performance data.
4. Initiate and facilitate opportunities to improve sustainability, conserve energy, and reduce green house gases.
5. Research and analyze trends, emerging technologies, and best practices.

Statutory Requirements

Leon County Resolution R07-15 supporting participation in the international Council for Local Environmental Initiatives (ICLEI); Leon County Resolution R08-64 supporting participation in the local government Green Jobs Pledge; HB 7135, affecting F.S 255, 286.28

Advisory Board

Sustainable Operations Team
Extension Advisory Committee for Climate Change and Sustainable Living Education

Performance Measures

The Office of Sustainability is currently in the process of developing the following performance measures:

- The average building energy intensity rating
- % of metric tons of greenhouse gases reduced from prior year
- # of tons of County recycled office paper
- # of gallons of total indoor and outdoor water use
- Average Energy Star building rating

**Leon County Government
Fiscal Year 2010 Budget**

**Public Services
Office of Sustainability (001-127-513)**

Budgetary Costs	FY 2008 Actual	FY 2009 Adopted	FY 2010 Continuation	FY 2010 Issues	FY 2010 Budget	FY 2011 Budget
Personal Services	-	79,214	86,688	-	86,688	89,506
Operating	-	106,300	101,575	-	101,575	101,575
Capital Outlay	-	-	5,000	-	5,000	5,000
Total Budgetary Costs	<u>-</u>	<u>185,514</u>	<u>193,263</u>	<u>-</u>	<u>193,263</u>	<u>196,081</u>
Funding Sources	FY 2008 Actual	FY 2009 Adopted	FY 2010 Continuation	FY 2010 Issues	FY 2010 Budget	FY 2011 Budget
001 General Fund	-	185,514	193,263	-	193,263	196,081
Total Revenues	<u>-</u>	<u>185,514</u>	<u>193,263</u>	<u>-</u>	<u>193,263</u>	<u>196,081</u>
Staffing Summary	FY 2008 Actual	FY 2009 Adopted	FY 2010 Continuation	FY 2010 Issues	FY 2010 Budget	FY 2011 Budget
Sustainability Coordinator	-	1.00	1.00	-	1.00	1.00
Total Full-Time Equivalents (FTE)	<u>-</u>	<u>1.00</u>	<u>1.00</u>	<u>-</u>	<u>1.00</u>	<u>1.00</u>

Notes:

This program is recommended at an overall increased funding level due to personnel enhancements. The funding level adjustments for FY10 are as follows:

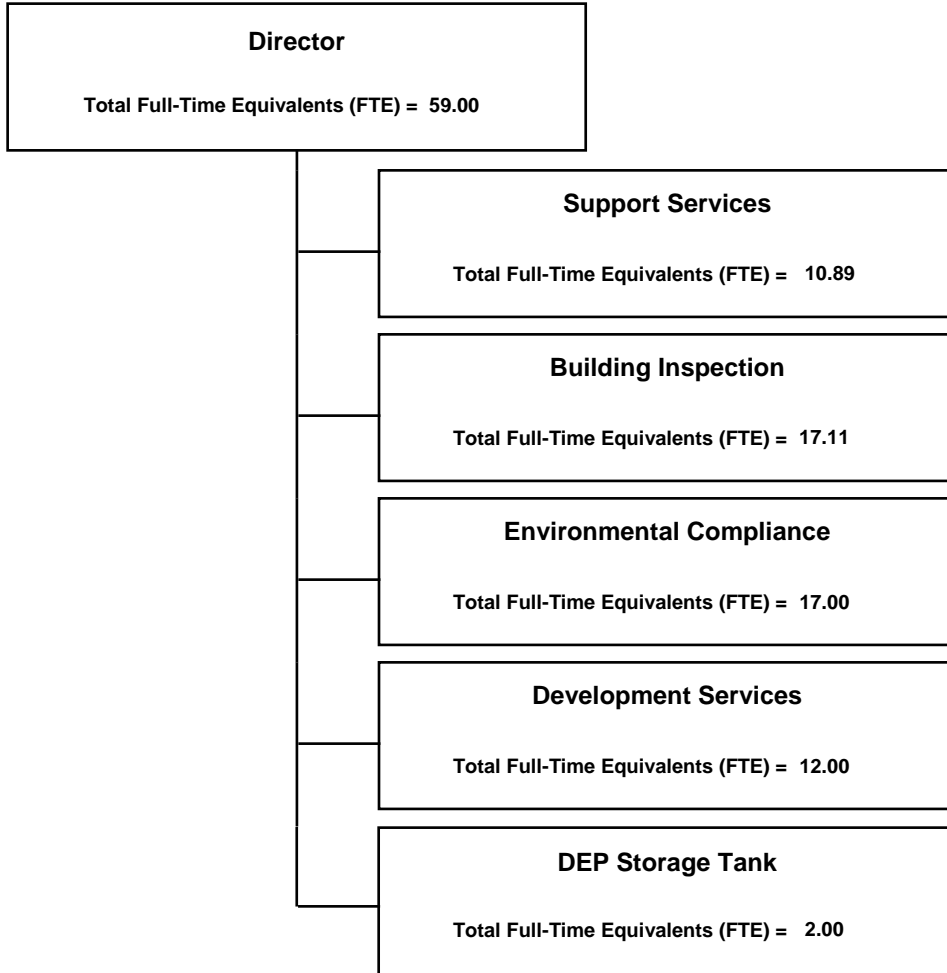
Increases to Program Funding Levels:

1. Personnel enhancements associated with the hiring of a Sustainability Coordinator in the amount of \$6,789.
2. A 12% increase in employer contributions to health insurance as approved by the Board.

Growth & Environmental Management

Organizational Chart	8 - 2
Executive Summary	8 - 3
Growth & Environmental Management Summary	8 - 4
Support Services	8 - 5
Building Inspection	8 - 7
Environmental Compliance	8 - 9
Development Services	8 - 11
DEP Storage Tank	8 - 13

Growth & Environmental Management



Growth & Environmental Management

Executive Summary

The Growth & Environmental Management (GEM) section of the Leon County FY 2010 Annual Budget is comprised of Support Services, Building Inspection, Environmental Compliance, Development Services, and Department of Environmental Protection Storage Tank program.

Support Services coordinates and administers licensing code compliance, growth and environmental management services, and citizen review board services. Building Inspection ensures compliance with appropriate construction codes through permit issuance, plans review, inspections, and use of automation technologies. Development Services ensures that all land development proposals are approved consistent with adopted regulations. Environmental Compliance provides technical and scientific permitting and review services, and disseminates environmental information to the public. The Storage Tank program implements the Florida Department of Environmental Protection Storage Tank Contract.

HIGHLIGHTS

The Leon County Department of Growth & Environmental Management (GEM) moved to the Renaissance Center in Frenchtown, on March 19, 2007. The new location now offers the community a "one-stop" center for growth management and planning related activities since the Tallahassee-Leon County Planning and the City of Tallahassee Growth Management departments moved to this location during FY 2008.

In June 2009, the Board voted to pursue a functional consolidation of County and City growth management functions. Included will be an evaluation to realize the maximum potential benefits, to achieve the most cost effective result, to avoid any unintended consequences and to ensure consistency with broader objectives.

Growth and Environmental Management:

In March 2008, the Board of County Commissioners implemented new fees for the Department of Growth and Environmental Management for development review and environmental permits. The fees were increased to reduce the general revenue subsidy to the Department.

The current slow down in the real estate and construction related markets in the County have had a corresponding impact on the number of development approvals and environmental permits that are being submitted for review. This has caused a decline in revenue to the Department. To ameliorate the effects of this slow down, five vacant positions were frozen in FY09 and one position was eliminated. During the June 2009 budget workshop, the Board eliminated all vacant positions in Growth, including Building Inspection. The combined annual savings by eliminating these positions is \$544,686.

Even with these budget reductions, the Growth Management Fund will have to utilize \$795,566 of fund balance for FY 2010. Growth Management does not have enough unrestricted reserves to help fund the Department beyond next fiscal year. Therefore, if development review application and environmental permitting levels do not return to normal levels within this period, additional adjustments may be required. These adjustments may include additional position reductions, fee changes, or additional general revenue support.

Building Review and Inspection:

As a result of a recent independent fee study, the Board approved increases of building review and inspection fees for the first time in more than 11 years. The incremental fee increases were approved for 34% effective March 1, 2007, 22% on October 1, 2007 and the final 7% on October 1, 2008. Prior to these fee increases, the Building Inspection Fund utilized fees and accumulated fund balance to maintain the program.

Even with the elimination of vacant positions, the Building Inspection Fund will have to utilize all of its fund balance in FY 2010 to meet its expenditure needs. If permitting levels do not return to more normal levels next fiscal year, either a general revenue subsidy will be required or further expenditure reductions will need to be made.

Department of Environmental Protection (DEP) Storage Tank Program:

The Department continues to contract with DEP to conduct pollutant storage tank inspection within the County and recently entered into a new 10 year contract for these inspection services. The December 31, 2009 deadline for installing secondary containment for underground storage tanks is approaching, and inspections involving tank closures and installations will increase during this period.

**Leon County Government
Fiscal Year 2010 Budget**

Growth & Environmental Management

Budgetary Costs	FY 2008 Actual	FY 2009 Adopted	FY 2010 Continuation	FY 2010 Issues	FY 2010 Budget	FY 2011 Budget
Personnel Services	4,362,285	4,477,214	4,772,789	(544,686)	4,228,103	4,362,651
Operating	169,184	265,035	261,826	-	261,826	262,118
Transportation	115,412	110,795	90,168	-	90,168	90,168
Total Budgetary Costs	<u>4,646,881</u>	<u>4,853,044</u>	<u>5,124,783</u>	<u>(544,686)</u>	<u>4,580,097</u>	<u>4,714,937</u>
Appropriations	FY 2008 Actual	FY 2009 Adopted	FY 2010 Continuation	FY 2010 Issues	FY 2010 Budget	FY 2011 Budget
Support Services	814,780	854,129	881,164	(82,133)	799,031	820,856
Building Inspection	1,414,573	1,475,222	1,484,810	(110,647)	1,374,163	1,413,538
Environmental Compliance	1,439,850	1,504,278	1,635,399	(167,836)	1,467,563	1,511,960
Development Services	845,694	881,123	977,037	(184,070)	792,967	818,203
DEP Storage Tank	131,984	138,292	146,373	-	146,373	150,380
Total Budget	<u>4,646,881</u>	<u>4,853,044</u>	<u>5,124,783</u>	<u>(544,686)</u>	<u>4,580,097</u>	<u>4,714,937</u>
Funding Sources	FY 2008 Actual	FY 2009 Adopted	FY 2010 Continuation	FY 2010 Issues	FY 2010 Budget	FY 2011 Budget
120 Building Inspection	1,414,573	1,475,222	1,484,810	(110,647)	1,374,163	1,413,538
121 Growth Management	3,100,324	3,239,530	3,493,600	(434,039)	3,059,561	3,151,019
125 Grants	131,984	138,292	146,373	-	146,373	150,380
Total Revenues	<u>4,646,881</u>	<u>4,853,044</u>	<u>5,124,783</u>	<u>(544,686)</u>	<u>4,580,097</u>	<u>4,714,937</u>
Staffing Summary	FY 2008 Actual	FY 2009 Adopted	FY 2010 Continuation	FY 2010 Issues	FY 2010 Budget	FY 2011 Budget
Building Inspection	19.28	19.28	19.28	(2.17)	17.11	17.11
DEP Storage Tank	2.00	2.00	2.00	-	2.00	2.00
Development Services	15.00	14.00	14.00	(2.00)	12.00	12.00
Environmental Compliance	20.00	20.00	20.00	(3.00)	17.00	17.00
Support Services	12.72	12.72	12.72	(1.83)	10.89	10.89
Total Full-Time Equivalents (FTE)	<u>69.00</u>	<u>68.00</u>	<u>68.00</u>	<u>(9.00)</u>	<u>59.00</u>	<u>59.00</u>
OPS Staffing Summary	FY 2008 Actual	FY 2009 Adopted	FY 2010 Continuation	FY 2010 Issues	FY 2010 Budget	FY 2011 Budget
Development Services	1.00	1.00	1.00	(1.00)	-	-
Total OPS Full-Time Equivalents (FTE)	<u>1.00</u>	<u>1.00</u>	<u>1.00</u>	<u>(1.00)</u>	<u>-</u>	<u>-</u>

Notes:
Historically, the County has had a separate budgeted reserve account. During the fiscal year, the County would realign the funds from the reserve account to the individual budgets as needed. Due to employees not receiving raises in FY 2010, the FY 2009 budgeted salary contingency dollars were realigned to division budgets as if the contingency had been budgeted directly in division salary accounts. This was done to more accurately display the year-to-year variance in division budgets with consideration to budgeted personnel expenses. This adjustment did not change the FY 2009 adopted budget figure. In future years, projected salary adjustments will be directly budgeted in division accounts, and the salary contingency reserve account will no longer be utilized.

Growth & Environmental Management – Support Services

Organizational Code: 121-423-537

Goal

The goal of the Department of Growth and Environmental Management and Support Services is to administer, centralize, coordinate and facilitate licensing code compliance, citizen review boards, and growth and environmental management services to residents, property owners and land development professionals served by the divisions under the Department of Growth and Environmental Management of Leon County, in order to achieve compliance with adopted ordinances and policies.

Objectives

1. Provide department-wide direction, coordination, and support to divisions and programs.
2. Provide administrative coordination and support for agenda, budget, personnel, training, property, and other such reports.
3. Manage the storage, archiving, retrieval and electronic document system for all the Department permitting records.
4. Provide administrative support for the Code Enforcement Board and Contractor's Licensing and Examination Board.
5. Coordinate Code processing through the Code Compliance Program.
6. Coordinate and promote Code compliance through educational efforts.
7. Provide an initial point of contact to customers for all matters regarding Growth & Environmental Management.
8. Ensure applications are quickly and accurately processed in accordance with the direction of the County Commission and the Florida Building Code.
9. Coordinate the internet permitting activities with customers, vendors, Building Inspection, and MIS.

Statutory Requirements

Support Services - Chapter 119, Florida Statutes (Florida Public Records Law). Also, the statutory responsibilities for Building Inspection, Environmental Compliance, and Development Services included below:

Building - 101 Life Safety Code - F.S., Chapter 633.025; Florida Mechanical Code - Leon County Code of Laws, Section 5-(151 - 153); Florida Plumbing Code; & F.S., Chapter 553.01 - 553.14; National Electrical Code; & F.S., Chapter 553.15 - 553.23; Florida Gas Code; Florida Building Code; & F.S., Chapter 553.73; Florida Energy Code - F.S., Chapter 553.900 - 553.975; Florida Americans With Disabilities Act - F.S., Chapter 553.45 - 553.495; Zoning Code - (LCCOL), Section 10-(836 - 837); Contractor Licensing; Swimming Pool Code; Florida/County Mobile Homes Installation - (LCCOL), Section 5-(166 - 175); & F.S., Administrative Rule, Chapter 15C-1.10; Floodplain Management; Sign Code - (LCCOL), Section 10-(1801 - 1830); Florida Fire Code; & F.S., Chapter 633.025; Section 10-362; Florida Construction Lien Laws - F.S., Chapter 713.135; Florida Radon Code Funding - F.S., Chapter 404.056(4). Mandatory Building Inspector Certification - F.S., Chapter 468.601-468.633

Development Services - Florida Statutes, Chapters 163 and 380; the Tallahassee-Leon County Comprehensive Plan; Leon County Code of Laws, Chapter 10 (Land Development Code); and other BCC-adopted plans and implementing policy and procedures manuals

Environmental Management - Leon County Code of Laws; Chapter 10 "Environmental Management Act"; Chapter 14 "Junk and Litter"; Chapter 6 & Florida Statutes, Chapter 162 "Code Enforcement Board"

Advisory Board

County's Contractor Licensing and Examination Board; Code Enforcement Board; Board of Adjustment and Appeals; Development Review Committee; Growth and Environmental Management Citizens' User Group; Tallahassee-Leon County Planning Commission

Benchmarking

Benchmarking*	Leon County FY 2009	Benchmark
Code compliance cases brought into compliance as a % of open cases (614 cases)	53%	54.5%
Code compliance cases brought into compliance as a % of all cases (859 total)	74%	62.9%

*International City Management Association Comparable Performance Measurement 2006

Performance Measures

Performance Measures	FY 2007 Actual	FY 2008 Actual	FY 2009 Estimate	FY 2010 Estimate
# of permit applications received and processed	4,288	4,322	3,650	3,100
% of Code Enforcement Board orders prepared and executed within 10 working days	110/100%	96/100%	45/100%	45/100%
# of walk-in customers	10,600	9,037	9,100	7,500
# of permits issued or approved	4,000	3,840	3,000	3,000
# of calls processed	82,500	54,500	68,000	55,000
Total fees received	\$3.9 million	\$3.2 million	*\$3.1 million	\$2.4 million

*Due to current economic conditions, permitting levels continue to decline; therefore, the total fees received are projected to only be \$2.6 million for FY 2009. The FY 2009 Actual fees received will be reflected in the FY 2009 Annual Report.

**Leon County Government
Fiscal Year 2010 Budget**

**Growth & Environmental Management
Support Services (121-423-537)**

Budgetary Costs	FY 2008 Actual	FY 2009 Adopted	FY 2010 Continuation	FY 2010 Issues	FY 2010 Budget	FY 2011 Budget
Personnel Services	752,960	776,300	808,659	(82,133)	726,526	748,351
Operating	57,456	71,383	68,403	-	68,403	68,403
Transportation	4,364	6,446	4,102	-	4,102	4,102
Total Budgetary Costs	<u>814,780</u>	<u>854,129</u>	<u>881,164</u>	<u>(82,133)</u>	<u>799,031</u>	<u>820,856</u>
Funding Sources	FY 2008 Actual	FY 2009 Adopted	FY 2010 Continuation	FY 2010 Issues	FY 2010 Budget	FY 2011 Budget
121 Growth Management	814,780	854,129	881,164	(82,133)	799,031	820,856
Total Revenues	<u>814,780</u>	<u>854,129</u>	<u>881,164</u>	<u>(82,133)</u>	<u>799,031</u>	<u>820,856</u>
Staffing Summary	FY 2008 Actual	FY 2009 Adopted	FY 2010 Continuation	FY 2010 Issues	FY 2010 Budget	FY 2011 Budget
Administrative Associate III	1.22	1.22	1.22	(0.61)	0.61	0.61
Administrative Associate V	1.22	1.22	1.22	-	1.22	1.22
Asst to the GEM Director	0.75	0.75	0.75	-	0.75	0.75
Director of Growth & Env Mgmt	0.95	0.95	0.95	-	0.95	0.95
Growth Mgmt. Support Svc. Dir.	0.75	0.75	0.75	-	0.75	0.75
Permit Processing Supervisor	0.61	0.61	0.61	-	0.61	0.61
Permit Technician	1.83	1.83	1.83	(0.61)	1.22	1.22
Records Manager	0.61	0.61	0.61	-	0.61	0.61
Records Technician	0.61	0.61	0.61	(0.61)	-	-
Senior Compliance Specialist	1.00	1.00	1.00	-	1.00	1.00
Sr. Administrative Associate	0.95	0.95	0.95	-	0.95	0.95
Code Enforcement Board Tech	0.61	0.61	0.61	-	0.61	0.61
Contractors Licensing Board Technician	0.61	0.61	0.61	-	0.61	0.61
Code Compliance Coordinator	1.00	1.00	1.00	-	1.00	1.00
Total Full-Time Equivalentents (FTE)	<u>12.72</u>	<u>12.72</u>	<u>12.72</u>	<u>(1.83)</u>	<u>10.89</u>	<u>10.89</u>

Notes:

This program is recommended at an overall decreased funding level. However, there are increased costs associated with this program. The funding level adjustments for FY10 are as follows:

Decreases to Program Funding Levels:

1. Due to current economic conditions, permitting levels continue to decline and as a result, 1.83 full-time positions have been eliminated in the amount of \$82,133.
2. Costs associated with workers' compensation.
3. Vehicle coverage and repair costs in the amount of \$1,532.
4. Fuel and oil costs in the amount of \$812.

Increases to Program Funding Levels:

1. A 12% increase in employer contributions to health insurance as approved by the Board.

**Leon County Government
Fiscal Year 2010 Budget**

Building Inspection

Organizational Code: 120-220-524

Goal

The goal of the Division of Building Inspection is to ensure a safely built environment for the public within the unincorporated areas of Leon County. Building Inspection effectively and efficiently obtains compliance with appropriate construction codes through permit issuance, plans review, inspections, use of automation technologies and training; all to be performed in a customer and staff sensitive manner. The division also provides staff support for the County's Contractor Licensing and Code Enforcement Boards and the Board of Adjustment and Appeals.

Objectives

1. Review of plans prior to issuance of permits to ensure structures are designed in accordance with applicable codes through plans review.
2. Ensure structures are constructed in accordance with approved plans and applicable codes through onsite inspections.
3. Provide staff support to the Contractors Licensing Board to ensure contractors' performance complies with State and local requirements.
4. Review new construction products, methods, and materials prior to use in Leon County.
5. Provide staff support to the Board of Adjustment and Appeals and the Code Enforcement Board.
6. Provide assistance to the Florida Association of Counties, Florida League of Cities, and the Building Officials Association of Florida during the Legislative Session and related Committee meetings regarding local impacts of proposed construction legislation.

Statutory Requirements

101 Life Safety Code - F.S., Chapter 633.025; Florida Mechanical Code - Leon County Code of Laws, Section 5-(151 - 153); Florida Plumbing Code; & F.S., Chapter 553.01 - 553.14; National Electrical Code; & F.S., Chapter 553.15 - 553.23; Florida Gas Code; Florida Building Code; & F.S., Chapter 553.73; Florida Energy Code - F.S., Chapter 553.900 - 553.975; Florida Americans With Disabilities Act - F.S., Chapter 553.45 - 553.495; Zoning Code - (LCCOL), Section 10-(836 - 837); Contractor Licensing; Swimming Pool Code; Florida/County Mobile Homes Installation - (LCCOL), Section 5-(166 - 175); F.S., Administrative Rule, Chapter 15C-1.10; Floodplain Management; Sign Code - (LCCOL), Section 10-(1801 - 1830); Florida Fire Code; F.S., Chapter 633.025; Section 10-362; Florida Construction Lien Laws - F.S., Chapter 713.135; Florida Radon Code Funding - F.S., Chapter 404.056(4); Mandatory Building Inspector Certification - F.S., Chapter 468.601-468.633, Carbon Monoxide Detection by Occupancy- F.S., Chapter 509.211

Advisory Board

County's Contractor Licensing Board; Code Enforcement Board; Board of Adjustment and Appeals

Benchmarking

Permit Review Time Frames *	Single Family			Commercial		
	Total Days	Applicant	Staff	Total Days	Applicant	Staff
2006 Actual	26	16	10	79	57	22
2007 Actual	30	23	7	136	117**	19
2008 Actual	25	16	9	34	20	14
2009 Estimate	27	17***	10***	36	21	15

* Review times are based on calendar days and include both staff and applicant/consultant holding periods. Building, Environmental, and Septic permit applications are reviewed simultaneously.

**The increase in applicant days in FY07 is due to an applicant submitting a building permit in conjunction with a development site plan application for a large commercial development in northeast Leon County. Building permits are not released until all other development permits are ready for issuance.

*** The applicant review times are estimated to increase from FY08 actuals because of the recent implementation of the 2007 code changes. The staff column is estimated to increase in FY09 because of a vacant plans examiner position.

Performance Measures

Performance Measures	FY 2007 Actual	FY 2008 Actual	FY 2009* Estimate	FY 2010 Estimate
# of building inspections performed	29,277	27,720	30,369	25,418
# of miles between each inspection	6.12	6.06	6.24	6.06
Average minutes per inspection on construction site	16.61	18.18	15.99	19.46
# of plan reviews performed	3,511	3,437	3,124	5,918**
% of inspections completed on time	99.98%	99.99%	99.99%	100%
# of permits issued	3,511	3,437	2,890	3,189
% of permit requests completed within 30 days	100%	100%	100%	100%
Building inspections per day per inspector	17.98	17.03	13.94	15.61
Plan reviews per plan reviewer per day	4.37	4.28	5.36***	10.15**

* FY09 Actual numbers are projected to be lower than the current estimates due to the recent downturn in the real estate and construction related markets in the County. The actual numbers will be reflected in the FY09 Annual Report.

** Method of calculation modified to more closely match Florida Benchmarking Consortium data collection.

*** Increase due to one vacant/frozen plan reviewer position.

**Leon County Government
Fiscal Year 2010 Budget**

**Growth & Environmental Management
Building Inspection (120-220-524)**

Budgetary Costs	FY 2008 Actual	FY 2009 Adopted	FY 2010 Continuation	FY 2010 Issues	FY 2010 Budget	FY 2011 Budget
Personnel Services	1,305,800	1,352,149	1,367,570	(110,647)	1,256,923	1,296,159
Operating	56,424	78,778	78,331	-	78,331	78,470
Transportation	52,349	44,295	38,909	-	38,909	38,909
Total Budgetary Costs	1,414,573	1,475,222	1,484,810	(110,647)	1,374,163	1,413,538
Funding Sources	FY 2008 Actual	FY 2009 Adopted	FY 2010 Continuation	FY 2010 Issues	FY 2010 Budget	FY 2011 Budget
120 Building Inspection	1,414,573	1,475,222	1,484,810	(110,647)	1,374,163	1,413,538
Total Revenues	1,414,573	1,475,222	1,484,810	(110,647)	1,374,163	1,413,538
Staffing Summary	FY 2008 Actual	FY 2009 Adopted	FY 2010 Continuation	FY 2010 Issues	FY 2010 Budget	FY 2011 Budget
Administrative Associate III	0.78	0.78	0.78	(0.39)	0.39	0.39
Administrative Associate V	1.78	1.78	1.78	-	1.78	1.78
Asst to the GEM Director	0.25	0.25	0.25	-	0.25	0.25
Building Inspection Supervisor	1.00	1.00	1.00	-	1.00	1.00
Combination Inspector	7.00	3.00	3.00	-	3.00	3.00
Deputy Building Official	1.00	1.00	1.00	-	1.00	1.00
Dir of Bldg. Inspection	1.00	1.00	1.00	-	1.00	1.00
Director of Growth & Env Mgmt	0.05	0.05	0.05	-	0.05	0.05
Growth Mgmt. Support Svc. Dir.	0.25	0.25	0.25	-	0.25	0.25
Permit Processing Supervisor	0.39	0.39	0.39	-	0.39	0.39
Permit Technician	1.17	1.17	1.17	(0.39)	0.78	0.78
Plans Examiner	2.00	1.00	1.00	(1.00)	-	-
Records Manager	0.39	0.39	0.39	-	0.39	0.39
Records Technician	0.39	0.39	0.39	(0.39)	-	-
Sr. Administrative Associate	0.05	0.05	0.05	-	0.05	0.05
Code Enforcement Board Tech	0.39	0.39	0.39	-	0.39	0.39
Contractors Licensing Board Technician	0.39	0.39	0.39	-	0.39	0.39
Senior Plans Examiner	1.00	2.00	2.00	-	2.00	2.00
Senior Combination Inspector	-	4.00	4.00	-	4.00	4.00
Total Full-Time Equivalents (FTE)	19.28	19.28	19.28	(2.17)	17.11	17.11

Notes:

This program is recommended at an overall decreased funding level due to personnel and service level reductions. However, there are increased costs associated with this program. The funding level adjustments for FY10 are as follows:

Decreases to Program Funding Levels:

1. Due to current economic conditions, permitting levels continue to decline and as a result, 2.17 full-time positions have been eliminated in the amount of \$110,647.
2. Costs associated with workers' compensation.
3. Fuel and oil costs in the amount of \$8,344.
4. Communication costs in the amount of \$580.

Increases to Program Funding Levels:

1. A 12% increase in employer contributions to health insurance as approved by the Board.
2. Vehicle coverage and repair costs in the amount of \$2,958.

**Leon County Government
Fiscal Year 2010 Budget**

Environmental Compliance

Organizational Code: 121-420-537

Goal

The goal of the Division of Environmental Compliance is to provide high quality technical and scientific permitting and review services to the public and to disseminate environmental information to the public and government agencies in support of environmental protection efforts.

Objectives

1. Review development proposals including permit applications, site and development plans and pre-application requests for compliance with the Environmental Management Act and sound environmental management practices.
2. Conduct environmental analysis for rezoning, subdivisions, site plans, and other proposed activities to ensure consideration and mitigation of environmentally sensitive areas (ESA) and other regulatory constraints.
3. Provide technical support and recommendations on environmental policy, land use, permitting, and related management decisions to the Planning Commission, Board of Adjustment and Appeals, the Board of County Commissioners, and other County, City and State agencies.
4. Inspect permitted new construction and development activity for code compliance and consistency with permitted plans.
5. Implement the stormwater facility maintenance and operating permit program.
6. Perform maintenance inspections for stormwater facilities and landscaping, and issue operating permits where appropriate.
7. Provide walk-in client and customer assistance through the environmental service advisor rotation in the research, interpretation, information gathering, or generally directing the client to the appropriate resource or agency.
8. Single Family permit review including flood letter review, Board mandated flood indemnification declaration, compliance with master permit and plat, tree protection, erosion and sedimentation control, protection of features and lot-to-lot drainage issues.
9. Inspection, resolution and possible Code Board involvement for code violations, such as non-permitted development activities, junk and mowing ordinance violations.

Statutory Requirements

Florida Statute, Chapter 163; the Comprehensive Plan; Florida Statute, 403.0885(NPDES); Florida Statute 403.0891; Environmental Management - Leon County Code of Laws; Chapter 10 "Environmental Management Act"; Leon County Code of Laws; Chapter 14 "Junk and Litter"; Leon County Code of Laws; Chapter 6 and Florida Statutes, Chapter 162 "Code Enforcement Board"

Advisory Board

Tallahassee-Leon County Planning Commission; Board of Adjustment and Appeals; Code Enforcement Board; Science Advisory Committee; Water Resources Committee; Canopy Road Citizen's Committee

Benchmarking

Permit Review Time Frames*	Natural Feature Inventory			Environmental Impact Analysis			Environmental Permits		
	Total Days	Applicant	Staff	Total Days	Applicant	Staff	Total Days	Applicant	Staff
FY 2006 Actual	47	27	20	133	85	48	66	30	36
FY 2007 Actual**	63	43	20	184	137	47	51	25	26
FY 2008 Actual	28	13	15	125	100	25	94	68	26
FY 2009 Estimate	29	13	16	162	137	25	91	64	27

* Review times are based on calendar days and include both staff and applicant/consultant holding periods.

** FY07 Actual data reflects year end adjustments.

Performance Measures

Performance Measures	FY 2007 Actual	FY 2008 Actual	FY 2009 Estimate	FY 2010 Estimate
# of natural Features Inventory applications reviews	90	55	90	45
# of site plan reviews (environmental impacts)	181	135	133	140
# of stormwater operating permits reviews	58	72	44	55
# of environmental service advisor clients	1,467	2,000	1,700	2,000
# of single Family Lot Environmental Permit Applications reviews	777	592	750	300
# of stormwater operating permit renewals	251	237	240	240
# of environmental inspections	6,543	6,846	6,500	6,500
# of Environmental Management Act permits	148	133	108	140
# of Science Advisory Committee meetings administered	10	10	10	10

**Leon County Government
Fiscal Year 2010 Budget**

**Growth & Environmental Management
Environmental Compliance (121-420-537)**

Budgetary Costs	FY 2008 Actual	FY 2009 Adopted	FY 2010 Continuation	FY 2010 Issues	FY 2010 Budget	FY 2011 Budget
Personnel Services	1,374,510	1,415,641	1,558,001	(167,836)	1,390,165	1,434,409
Operating	15,745	40,175	40,413	-	40,413	40,566
Transportation	49,595	48,462	36,985	-	36,985	36,985
Total Budgetary Costs	<u>1,439,850</u>	<u>1,504,278</u>	<u>1,635,399</u>	<u>(167,836)</u>	<u>1,467,563</u>	<u>1,511,960</u>
Funding Sources	FY 2008 Actual	FY 2009 Adopted	FY 2010 Continuation	FY 2010 Issues	FY 2010 Budget	FY 2011 Budget
121 Growth Management	1,439,850	1,504,278	1,635,399	(167,836)	1,467,563	1,511,960
Total Revenues	<u>1,439,850</u>	<u>1,504,278</u>	<u>1,635,399</u>	<u>(167,836)</u>	<u>1,467,563</u>	<u>1,511,960</u>
Staffing Summary	FY 2008 Actual	FY 2009 Adopted	FY 2010 Continuation	FY 2010 Issues	FY 2010 Budget	FY 2011 Budget
Administrative Associate V	1.00	1.00	1.00	(1.00)	-	-
Dir of Env Compliance	1.00	1.00	1.00	-	1.00	1.00
Env. Review Supervisor	1.00	1.00	1.00	-	1.00	1.00
Environmental Compliance Spec.	7.00	7.00	7.00	-	7.00	7.00
Environmental Inspection Supv.	1.00	1.00	1.00	-	1.00	1.00
Environmental Rev. Specialist	2.00	2.00	2.00	(1.00)	1.00	1.00
Sr Environmental Engineer	3.00	3.00	3.00	-	3.00	3.00
Environmental Review Biologist	2.00	2.00	2.00	(1.00)	1.00	1.00
Stormwater Sr. Design Analyst	1.00	1.00	1.00	-	1.00	1.00
Sr. Environmental Review Biologist	1.00	1.00	1.00	-	1.00	1.00
Total Full-Time Equivalents (FTE)	<u>20.00</u>	<u>20.00</u>	<u>20.00</u>	<u>(3.00)</u>	<u>17.00</u>	<u>17.00</u>

Notes:

This program is recommended at an overall decreased funding level due to personnel and service level reductions. However, there are increased costs associated with this program. The funding level adjustments for FY10 are as follows:

Decreases to Program Funding Levels:

1. Due to current economic conditions, permitting levels continue to decline and as a result, 3.00 full-time positions have been eliminated in the amount of \$167,836.
2. Costs associated with workers' compensation.
3. Vehicle insurance costs in the amount of \$2,300.
4. Fuel and oil costs in the amount of \$10,282.

Increases to Program Funding Levels:

1. A 12% increase in employer contributions to health insurance as approved by the Board.
2. Vehicle repair costs in the amount of \$1,105.

**Leon County Government
Fiscal Year 2010 Budget**

Development Services

Organizational Code: 121-422-537

Goal

The goal of the Division of Development Services is to protect the health, safety, and welfare of the community by ensuring that all land development activities comply with adopted zoning, design, site plan, and subdivision standards and regulations.

Objectives

1. By the end of FY10, draft an ordinance that provides the ability to meet some portion of landscaping and natural area requirements off-site in exchange for precluding the development of vested flood prone lots through their transfer to Leon County.
2. By the end of FY10, draft zoning regulations that implement revised Mahan corridor Comprehensive Plan objectives and policies.
3. By the end of FY10, initiate revisions to the Bradfordville Site & Building Design Standards Guidelines Manual and related zoning district regulations to reflect community sentiment and Board direction.
4. By the end of FY10, initiate implementation of at least two interconnected streets designed per livable street guidelines.
5. By the end of FY10, draft lighting and illumination design guidelines.
6. Review all 2.1.9 subdivision applications so that a final disposition or official request to supplement or revise the application is provided to the applicant within four weeks of filing.
7. By the end of FY10, initiate draft zoning compliance licensure requirements for business and home occupation uses.
8. By the end of FY10, initiate revisions to the land development code to implement Board direction regarding subdivision requirements, including the abolition of limited partition subdivisions and subdivision with private streets and stormwater management facilities.

Statutory Requirements

Florida Statutes, Chapters 163 and 380; Florida Administrative Codes 9J-2, 9J-5, 9J-10, 9J-11; and 28-24, the Tallahassee-Leon County Comprehensive Plan; Leon County Code of Laws, Chapter 10 (Land Development Code); Bradfordville Sector Plan; and other BCC-adopted plans and implementing policy and procedures manuals

Advisory Board

Board of Adjustment and Appeals; Development Review Committee; Growth and Environmental Management Citizens' User Group; Code Enforcement Board; Tallahassee-Leon County Planning Commission

Benchmarking*

Site Plans Types→	Mean time for review of Type A & Limited Partition Site Plans			Mean time for review of Type B Site Plans			Mean time for review of Type A, B, C, D & Limited Partitions		
	Total Days**	Applicant**	Staff**	Total Days**	Applicant**	Staff**	Total Days**	Applicant**	Staff**
Fiscal Year ↓									
2006 Actual	181	128	53	263	183	80	230	150	80
2007 Actual	239	190	49	232	111	121	250	185	65
2008 Actual	184	130	54	267	145	122	220	140	80
2009 Estimate	181	129	52	260	140	120	212	135	77

*This Benchmarking data was revised as part of the FY09 budget process in order to more accurately measure Development Services review times.

**Review times are based on calendar days. "Applicant" refers to # of days that the applicant was responsible for making corrections to the plan; "Staff" refers to # of days that staff spent reviewing the plan.

Performance Measures

Performance Measures	FY 2007 Actual	FY 2008* Actual	FY 2009* Estimate	FY 2010 Estimate
# of all construction address assignments	1,604	1853	900	800
# of subdivision and site and development plan reviews	72	35	62	20
# of Limited partition and Type A site & development plan reviews	42	24	30	14
# of Type B site and development plan reviews	12	13	10	4
# of Type C site and development plan reviews	4	3	1	1
# of Type D site and development plan reviews	0	1	2	1
# of Permitted Use Verifications (PUV) and zoning letters issued	136	111	100	50
# of subdivision/ASAP & other exemption determinations	98	100	70	75
# of zoning compliance determinations for residential development	1,186	1,205	750	610
# of Board and Adjustment and Appeals Requests	5	13	15	5
# of Concurrency Management Certificates Issued, small project**	54	31	85	13
# of Concurrency Management Certificates Issued, large project***	3	2	10	1
# of Development Agreements Reviewed	2	3	2	1
# of DRI applications & development orders reviewed	1	4	4	1
# of Land Dev. Code amendments by section, presented to Board	3	14	10	14

*FY08 numbers are revised to reflect code revisions. FY09 Actual numbers are projected to be lower than the current estimates due to the recent downturn in the real estate and construction related markets in the County. The Actual numbers will be reflected in the FY09 Annual Report.

**Small project = development that would generate less than 100 P.M. peak hour trips

***Large project = development that would generate 100 or more P.M. peak hour trips.

**Leon County Government
Fiscal Year 2010 Budget**

**Growth & Environmental Management
Development Services (121-422-537)**

Budgetary Costs	FY 2008 Actual	FY 2009 Adopted	FY 2010 Continuation	FY 2010 Issues	FY 2010 Budget	FY 2011 Budget
Personnel Services	803,849	806,850	904,196	(184,070)	720,126	743,447
Operating	38,434	68,610	68,590	-	68,590	68,590
Transportation	3,411	5,663	4,251	-	4,251	4,251
Total Budgetary Costs	<u>845,694</u>	<u>881,123</u>	<u>977,037</u>	<u>(184,070)</u>	<u>792,967</u>	<u>816,288</u>
Funding Sources	FY 2008 Actual	FY 2009 Adopted	FY 2010 Continuation	FY 2010 Issues	FY 2010 Budget	FY 2011 Budget
121 Growth Management	845,694	881,123	977,037	(184,070)	792,967	816,288
Total Revenues	<u>845,694</u>	<u>881,123</u>	<u>977,037</u>	<u>(184,070)</u>	<u>792,967</u>	<u>816,288</u>
Staffing Summary	FY 2008 Actual	FY 2009 Adopted	FY 2010 Continuation	FY 2010 Issues	FY 2010 Budget	FY 2011 Budget
Addressing Program Team Leader	1.00	1.00	1.00	-	1.00	1.00
Administrative Associate V	2.00	1.00	1.00	-	1.00	1.00
Customer Services Technician	1.00	1.00	1.00	-	1.00	1.00
Development Services Admin.	1.00	1.00	1.00	-	1.00	1.00
Senior Planner	1.00	1.00	1.00	-	1.00	1.00
Development Services Supv.	1.00	1.00	1.00	-	1.00	1.00
Dir. of Development Services	1.00	1.00	1.00	-	1.00	1.00
Planner I	2.00	2.00	2.00	-	2.00	2.00
Planner II	3.00	3.00	3.00	(1.00)	2.00	2.00
Transportation Planner	1.00	1.00	1.00	(1.00)	-	-
Concurrency Management Planner	1.00	1.00	1.00	-	1.00	1.00
Total Full-Time Equivalents (FTE)	<u>15.00</u>	<u>14.00</u>	<u>14.00</u>	<u>(2.00)</u>	<u>12.00</u>	<u>12.00</u>
OPS Staffing Summary	FY 2008 Actual	FY 2009 Adopted	FY 2010 Continuation	FY 2010 Issues	FY 2010 Budget	FY 2011 Budget
GEM Consolidated OPS	1.00	1.00	1.00	(1.00)	-	-
Total OPS Full-Time Equivalents (FTE)	<u>1.00</u>	<u>1.00</u>	<u>1.00</u>	<u>(1.00)</u>	<u>-</u>	<u>-</u>

Notes:

This program is recommended at an overall decreased funding level due to personnel and service level reductions. However, there are increased costs associated with this program. The funding level adjustments for FY10 are as follows:

Decreases to Program Funding Levels:

1. Due to current economic conditions, permitting levels continue to decline and as a result, 2.00 full-time positions and 1.00 OPS position have been eliminated in the amount of \$184,070.
2. Costs associated with workers' compensation.
3. Vehicle coverage costs in the amount of \$130.
4. Fuel and oil costs in the amount of \$1,345.

Increases to Program Funding Levels:

1. A 12% increase in employer contributions to health insurance as approved by the Board.

DEP Storage Tank

Organizational Code: 125-866-524

Goal

The goal of the Department of Environmental Protection Storage Tank Program is to effectively and efficiently implement the Florida Department of Environmental Protection's Storage Tank Contract in a customer sensitive manner.

Objectives

1. Perform annual compliance inspections of registered storage tank facilities.
2. Perform installation inspections of new petroleum equipment at new and existing facilities.
3. Perform site inspections for tank removals and abandonments.
4. Investigate and report on petroleum discharges, leaks, non-registered tanks and other code violations and initiate enforcement actions as appropriate.
5. Provide citizens and consultants assistance concerning petroleum storage tanks.
6. Orientate new DEP/Office of General Counsel Storage Tank employees on tank inspections, closures, and installations.

Statutory Requirements

Florida Statute, Chapter 376.3071 "Petroleum Storage Tank Section"; Florida Administrative Code, Chapter 62-761; Aquifer Recharge Element of Comp Plan, Policy:1.1.5

Advisory Board

None

Performance Measures

Performance Measures	FY 2007 Actual	FY 2008 Actual	FY 2009 Estimate	FY 2010 Estimate
# of compliance inspections	588	552	540	540
# of requests for customer assistance	1,033	1,030	1,000	1,000

**Leon County Government
Fiscal Year 2010 Budget**

**Growth & Environmental Management
DEP Storage Tank (125-866-524)**

Budgetary Costs	FY 2008 Actual	FY 2009 Adopted	FY 2010 Continuation	FY 2010 Issues	FY 2010 Budget	FY 2011 Budget
Personnel Services	125,166	126,274	134,363	-	134,363	138,370
Operating	1,125	6,089	6,089	-	6,089	6,089
Transportation	5,693	5,929	5,921	-	5,921	5,921
Total Budgetary Costs	<u>131,984</u>	<u>138,292</u>	<u>146,373</u>	<u>-</u>	<u>146,373</u>	<u>150,380</u>
Funding Sources	FY 2008 Actual	FY 2009 Adopted	FY 2010 Continuation	FY 2010 Issues	FY 2010 Budget	FY 2011 Budget
125 Grants	131,984	138,292	146,373	-	146,373	150,380
Total Revenues	<u>131,984</u>	<u>138,292</u>	<u>146,373</u>	<u>-</u>	<u>146,373</u>	<u>150,380</u>
Staffing Summary	FY 2008 Actual	FY 2009 Adopted	FY 2010 Continuation	FY 2010 Issues	FY 2010 Budget	FY 2011 Budget
Environmental Compliance Spec.	1.00	1.00	1.00	-	1.00	1.00
Sr. Env. Compliance Spec.	1.00	1.00	1.00	-	1.00	1.00
Total Full-Time Equivalents (FTE)	<u>2.00</u>	<u>2.00</u>	<u>2.00</u>	<u>-</u>	<u>2.00</u>	<u>2.00</u>

Notes:

This program is recommended at an overall increased funding level due to personnel and service level enhancements. However, there are decreased costs associated with this program. The funding level adjustments for FY10 are as follows:

Increases to Program Funding Levels:

1. A 12% increase in employer contributions to health insurance as approved by the Board.
2. Personnel costs associated with employer contributions to retirement.
3. Vehicle coverage costs in the amount of \$1,231.
4. Vehicle repair costs in the amount of \$502.

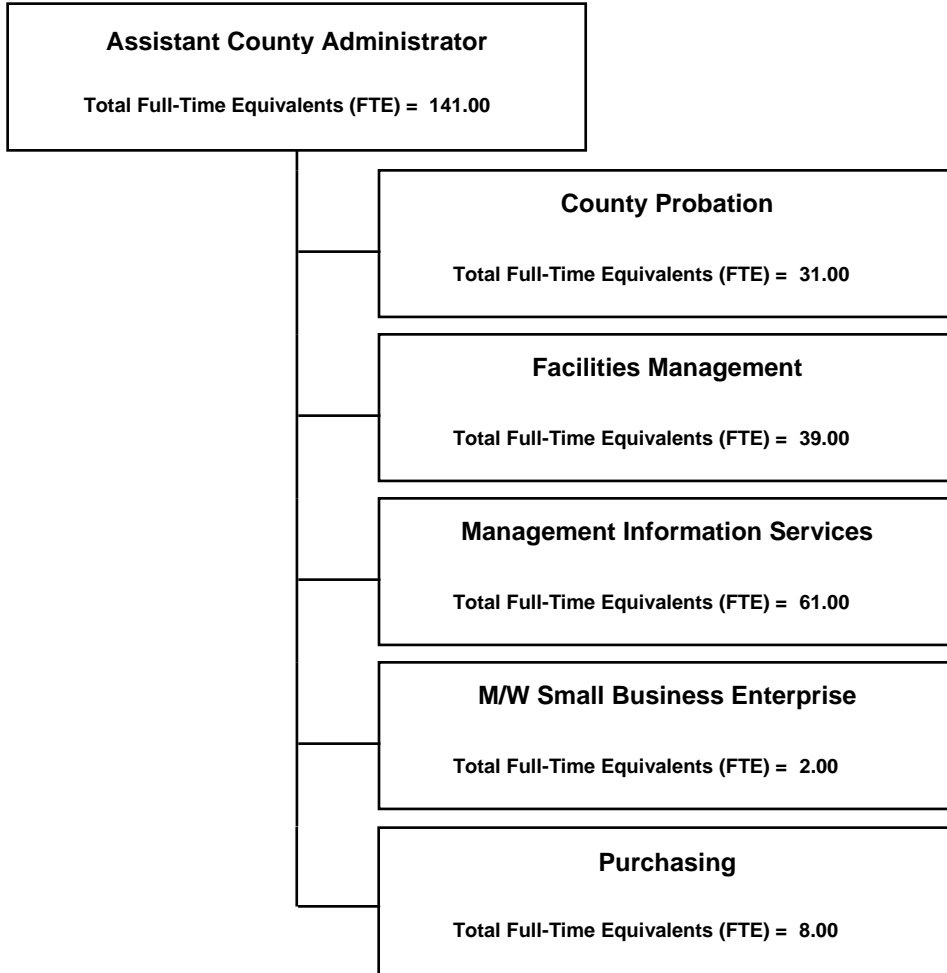
Decreases to Program Funding Levels:

1. Costs associated with workers' compensation.
2. Fuel and oil costs in the amount of \$1,741.

Management Services

Organizational Chart	9 - 2
Executive Summary	9 - 3
Management Services	9 - 4
Support Services	9 - 5
County Probation	9 - 7
Facilities Management	9 - 11
Management Information Services	9 - 17
Minority / Women Small Business Enterprise	9 - 26
Purchasing	9 - 28

Management Services



Management Services

Executive Summary

The Management Services section of the Leon County FY 2010 Annual Budget is comprised of Probation, Facilities Management, Management Information Services, Minority/Women Small Business Enterprise, and Purchasing.

County Probation restores and enhances the quality of life of the clients served and assists in making clients productive and responsible citizens. Facilities Management provides professional maintenance, construction, and operating services. Management Information Services provides technology and telecommunications products and services, which enhances the County's information management capabilities. Minority/Women Small Business Enterprise attempts to improve business opportunities in Leon County for local minority and women-owned businesses. Purchasing secures and stocks requested supplies and commodities for all County departments under the Board.

HIGHLIGHTS

During FY 2009, the County Administrator's efficiency reorganization efforts realigned personnel within the organization and eliminated the Support Services division.

County Probation was very successful in its seventh year of managing the Pre-Trial Release Global Positioning System (GPS) monitoring program. Probation has seen a decline in electronic monitoring and Probation supervision caseloads, however, the decline has allowed the division to be more in tune with the industry and provide more efficient case management to existing clients.

During the past year, Facilities Management completed construction of the Leon County Jail Annex, which resulted in an additional bed capacity for 150 inmates. Facilities Management provided planning and interagency coordination for Joint Dispatch and American Red Cross facilities, which will be located on County-owned property at the intersection of Easterwood Drive and Weems Road. Facilities Management was honored with an Award of Merit by the International Concrete Repair Institute (ICRI) for the repairs and strengthening of the Leon County Courthouse Parking Garage.

During FY 2009, Management Information Services completed the first phase of the Virtualized File Server Consolidation Project, which achieved a 77% reduction of physical servers from the data center. MIS created an Emergency Communications Portal in conjunction with the Public Information Office and Emergency Management Department. In addition, MIS continues to support the planning for technology and building design for the Joint Dispatch facility. During the June 2009 budget workshop, the Board eliminated three positions for a combined cost savings of \$181,997.

Minority/Women Small Business Enterprise continues to provide minority and women businesses with a means of participation in Leon County's procurement process. MWSBE continues to make monthly updates to the web-based interactive MWSBE directory for County vendors. During FY 2010, MWSBE will also implement the findings of the disparity study due in the last quarter of FY 2009. In addition, the Board authorized the County Administrator to contact the City Manager regarding consolidation of the County and City MWSBE programs.

Purchasing continues to successfully administer the Request for Proposals process and coordinates all associated bid awards, proposals, evaluation processes, and contract development. Purchasing continues to successfully administer the County's Purchasing Card program.

**Leon County Government
Fiscal Year 2010 Budget**

Management Services

Budgetary Costs	FY 2008 Actual	FY 2009 Adopted	FY 2010 Continuation	FY 2010 Issues	FY 2010 Budget	FY 2011 Budget
Personnel Services	9,160,369	9,951,370	9,967,733	(163,267)	9,804,466	10,117,729
Operating	7,320,190	8,479,784	8,339,331	(110,239)	8,229,092	8,441,382
Transportation	120,416	115,312	104,019	-	104,019	104,019
Capital Outlay	11,503	-	-	-	-	-
Total Budgetary Costs	16,612,478	18,546,466	18,411,083	(273,506)	18,137,577	18,663,130

Appropriations	FY 2008 Actual	FY 2009 Adopted	FY 2010 Continuation	FY 2010 Issues	FY 2010 Budget	FY 2011 Budget
Support Services	343,801	-	-	-	-	-
County Probation	1,950,542	2,296,003	2,136,303	-	2,136,303	2,193,285
Facilities Management	7,187,943	7,963,378	8,016,100	(110,239)	7,905,861	8,197,403
Management Information Services	6,378,722	7,439,033	7,470,054	(181,997)	7,288,057	7,444,657
M/W Small Business Enterprise	236,316	314,191	245,348	-	245,348	249,566
Purchasing	515,154	533,861	543,278	18,730	562,008	578,219
Total Budget	16,612,478	18,546,466	18,411,083	(273,506)	18,137,577	18,663,130

Funding Sources	FY 2008 Actual	FY 2009 Adopted	FY 2010 Continuation	FY 2010 Issues	FY 2010 Budget	FY 2011 Budget
001 General Fund	13,769,143	15,314,208	15,330,345	(273,506)	15,056,839	15,501,192
111 Probation Services	1,950,542	2,296,003	2,136,303	-	2,136,303	2,193,285
165 Bank of America Building Operations	892,793	936,255	944,435	-	944,435	968,653
Total Revenues	16,612,478	18,546,466	18,411,083	(273,506)	18,137,577	18,663,130

Staffing Summary	FY 2008 Actual	FY 2009 Adopted	FY 2010 Continuation	FY 2010 Issues	FY 2010 Budget	FY 2011 Budget
County Probation	31.00	33.00	31.00	-	31.00	31.00
Facilities Management	39.00	39.00	39.00	-	39.00	39.00
M/W Small Business Enterprise	2.00	2.00	2.00	-	2.00	2.00
Management Information Services	64.00	64.00	64.00	(3.00)	61.00	61.00
Purchasing	8.00	8.00	8.00	-	8.00	8.00
Support Services	3.00	-	-	-	-	-
Total Full-Time Equivalents (FTE)	147.00	146.00	144.00	(3.00)	141.00	141.00

OPS Staffing Summary	FY 2008 Actual	FY 2009 Adopted	FY 2010 Continuation	FY 2010 Issues	FY 2010 Budget	FY 2011 Budget
M/W Small Business Enterprise	1.00	-	-	-	-	-
Total OPS Full-Time Equivalents (FTE)	1.00	-	-	-	-	-

Notes:
Historically, the County has had a separate budgeted reserve account. During the fiscal year, the County would realign the funds from the reserve account to the individual budgets as needed. Due to employees not receiving raises in FY 2010, the FY 2009 budgeted salary contingency dollars were realigned to division budgets as if the contingency had been budgeted directly in division salary accounts. This was done to more accurately display the year-to-year variance in division budgets with consideration to budgeted personnel expenses. This adjustment did not change the FY 2009 adopted budget figure. In future years, projected salary adjustments will be directly budgeted in division accounts, and the salary contingency reserve account will no longer be utilized.

**Leon County Government
Fiscal Year 2010 Budget**

**Management Services
Support Services (001-126-513)**

Budgetary Costs	FY 2008 Actual	FY 2009 Adopted	FY 2010 Continuation	FY 2010 Issues	FY 2010 Budget	FY 2011 Budget
Personnel Services	339,282	-	-	-	-	-
Operating	4,519	-	-	-	-	-
Total Budgetary Costs	<u>343,801</u>	<u>-</u>	<u>-</u>	<u>-</u>	<u>-</u>	<u>-</u>
Funding Sources	FY 2008 Actual	FY 2009 Adopted	FY 2010 Continuation	FY 2010 Issues	FY 2010 Budget	FY 2011 Budget
001 General Fund	343,801	-	-	-	-	-
Total Revenues	<u>343,801</u>	<u>-</u>	<u>-</u>	<u>-</u>	<u>-</u>	<u>-</u>
Staffing Summary	FY 2008 Actual	FY 2009 Adopted	FY 2010 Continuation	FY 2010 Issues	FY 2010 Budget	FY 2011 Budget
Asst. to the Mgmt. Serv. Dir	1.00	-	-	-	-	-
Management Serv. Coord/Analyst	1.00	-	-	-	-	-
Mgmt Services Director	1.00	-	-	-	-	-
Total Full-Time Equivalents (FTE)	<u>3.00</u>	<u>-</u>	<u>-</u>	<u>-</u>	<u>-</u>	<u>-</u>

Notes:

During FY09, the County Administrator realigned personnel within the organization and eliminated the Support Services division. The cost savings are realized in the County Administration and Intergovernmental Affairs budgets.

**Leon County Government
Fiscal Year 2010 Budget**

**Management Services
County Probation Summary**

Budgetary Costs	FY 2008 Actual	FY 2009 Adopted	FY 2010 Continuation	FY 2010 Issues	FY 2010 Budget	FY 2011 Budget
Personnel Services	1,608,081	1,771,032	1,756,703	-	1,756,703	1,813,685
Operating	342,461	524,971	379,600	-	379,600	379,600
Total Budgetary Costs	<u>1,950,542</u>	<u>2,296,003</u>	<u>2,136,303</u>	<u>-</u>	<u>2,136,303</u>	<u>2,193,285</u>
Appropriations	FY 2008 Actual	FY 2009 Adopted	FY 2010 Continuation	FY 2010 Issues	FY 2010 Budget	FY 2011 Budget
County Probation (111-542-523)	902,745	982,272	1,061,143	-	1,061,143	1,093,367
Pretrial Release (111-544-523)	1,047,797	1,313,731	1,075,160	-	1,075,160	1,099,918
Total Budget	<u>1,950,542</u>	<u>2,296,003</u>	<u>2,136,303</u>	<u>-</u>	<u>2,136,303</u>	<u>2,193,285</u>
Funding Sources	FY 2008 Actual	FY 2009 Adopted	FY 2010 Continuation	FY 2010 Issues	FY 2010 Budget	FY 2011 Budget
111 Probation Services	1,950,542	2,296,003	2,136,303	-	2,136,303	2,193,285
Total Revenues	<u>1,950,542</u>	<u>2,296,003</u>	<u>2,136,303</u>	<u>-</u>	<u>2,136,303</u>	<u>2,193,285</u>
Staffing Summary	FY 2008 Actual	FY 2009 Adopted	FY 2010 Continuation	FY 2010 Issues	FY 2010 Budget	FY 2011 Budget
County Probation (111-542-523)	17.00	17.00	18.00	-	18.00	18.00
Pretrial Release (111-544-523)	14.00	16.00	13.00	-	13.00	13.00
Total Full-Time Equivalents (FTE)	<u>31.00</u>	<u>33.00</u>	<u>31.00</u>	<u>-</u>	<u>31.00</u>	<u>31.00</u>

County Probation

Organizational Code: 111-542-523

Goal

The goal of the Leon County Probation Division is to restore and enhance the quality of life of its clients, and assist in making them productive and responsible citizens for a safer community.

Objectives

1. Supervise and monitor offenders' compliance with court ordered sentencing conditions, such as random drug and alcohol testing, participation in behavior modification programs, meetings with their probation officers, not re-offending and payment of restitution, fees and other court imposed costs. Offenders may be sentenced to County Probation for misdemeanor, traffic and some felony offenses.
2. Execute affidavits of conditions violated to notify the courts when offenders violate court-ordered conditions.
3. Attend court hearings and make recommendations to judges regarding sanctions to be imposed upon offenders who violate court-ordered conditions.
4. Administer Community Service and County Probation work programs, which provide sentencing alternatives and reduce jail population.
5. Administer random alcohol testing to defendants with court order to abstain.
6. Notify the Sheriff's Bailiffs to execute in-office arrests of offenders with outstanding warrants when they are in the Probation Office.
7. Send more than 2,000 letters annually to notify offenders of their probation status to assist them in successfully completing their sentence.
8. Maintain an average of 1,800 case management files per year.
9. Notify the Clerk of Courts when offenders complete their terms of probation so their case records may be closed.

Statutory Requirements

Second Circuit Court Administrative Order, 86-60; Florida Statute, Chapter 948; Assist in meeting County responsibilities for prisoners under Florida Statute, Chapter 951 (County and Municipal Prisoners) through probation and supervised pretrial release services, which are lower cost alternatives to incarceration.

Advisory Boards

Criminal Justice Coordinating Council; Public Safety Coordinating Council; Domestic Violence Coordinating Council; Mental Health Advisory Board; Florida Association of Community Corrections

Benchmarking

Benchmark Data	Leon County	Benchmark
End of year caseload per probation officer managing caseloads	1:158	1:154

Benchmark Sources: The American Probation and Parole Association (APPA) caseload standard is 1:50 for Moderate to High Risk defendants and 1:200 for Low Risk defendants. Based on the September 2008 YTD average monthly caseload, the APPA caseload standard is 1:154; the actual average monthly caseload is 1:158.

Performance Measures

Performance Measures	FY 2007 Actual	FY 2008 Actual	FY 2009 Estimate	FY 2010 Estimate
# of average alcohol tests administered to Probation defendants per month	473	255	336	242
# of total End of Year Probation Caseload	1,955	1,584	2,022	1,507
# of end of Year Caseload Per Probation Officer Managing Caseloads	210	177	203	137
Probation and SPTR Fees Collected (County Court Probation, alternative community service, no-show fees) and pretrial release fees	\$973,623	\$1,000,000	\$1,776,685*	\$1,282,937
# of Defendants - Community Service and Work Program	3,653	3,818	4,336	3,900
# of Hours Defendants Worked - Community Service and Work Program	120,353	121,963	116,338	113,000
Estimated jail savings	\$1.5 million	\$1.6 million	\$1.5 million	\$1.6 million

*Due to a recent decline in Probation supervision and electronic monitoring caseloads, FY09 Actual fee collections are projected to only be \$1.2 million. The FY09 Actual collections will be reflected in the FY09 Annual Report.

**Leon County Government
Fiscal Year 2010 Budget**

**Management Services
County Probation - County Probation (111-542-523)**

Budgetary Costs	FY 2008 Actual	FY 2009 Adopted	FY 2010 Continuation	FY 2010 Issues	FY 2010 Budget	FY 2011 Budget
Personnel Services	863,891	936,820	1,017,321	-	1,017,321	1,049,545
Operating	38,854	45,452	43,822	-	43,822	43,822
Total Budgetary Costs	<u>902,745</u>	<u>982,272</u>	<u>1,061,143</u>	<u>-</u>	<u>1,061,143</u>	<u>1,093,367</u>
Funding Sources	FY 2008 Actual	FY 2009 Adopted	FY 2010 Continuation	FY 2010 Issues	FY 2010 Budget	FY 2011 Budget
111 Probation Services	902,745	982,272	1,061,143	-	1,061,143	1,093,367
Total Revenues	<u>902,745</u>	<u>982,272</u>	<u>1,061,143</u>	<u>-</u>	<u>1,061,143</u>	<u>1,093,367</u>
Staffing Summary	FY 2008 Actual	FY 2009 Adopted	FY 2010 Continuation	FY 2010 Issues	FY 2010 Budget	FY 2011 Budget
Administrative Associate VI	1.00	1.00	1.00	-	1.00	1.00
Community Services Coordinator	1.00	1.00	1.00	-	1.00	1.00
Dir of Probation	1.00	1.00	1.00	-	1.00	1.00
Probation Officer I	4.00	4.00	4.00	-	4.00	4.00
Probation Officer II	4.00	4.00	5.00	-	5.00	5.00
Probation Supervisor	1.00	1.00	1.00	-	1.00	1.00
Probation Technician	3.00	3.00	3.00	-	3.00	3.00
Sr. Probation Officer	2.00	2.00	2.00	-	2.00	2.00
Total Full-Time Equivalents (FTE)	<u>17.00</u>	<u>17.00</u>	<u>18.00</u>	<u>-</u>	<u>18.00</u>	<u>18.00</u>

Notes:

This program is recommended at an overall increased funding level due to personnel and service level enhancements. However, there are decreased costs associated with this program. The funding level adjustments for FY10 are as follows:

Increases to Program Funding Levels:

1. A 12% increase in employer contributions to health insurance as approved by the Board.
2. Transfer of one position from Pretrial Release to Probation during FY09.
3. Contracts or other obligations for continuity of services in the amount of \$3,644, such as court ordered fee waivers for indigent defendants and leases for office equipment.

Decreases to Program Funding Levels:

1. Communication costs in the amount of \$1,630.
2. Postage costs in the amount of \$1,000 due to a decline in Probation supervision caseloads.
3. Insurance costs for community service and work program participants in the amount of \$1,644 due to a decline in Probation supervision caseloads.
4. Training costs in the amount of \$1,000.

**Leon County Government
Fiscal Year 2010 Budget**

Pretrial Release

Organization Code: 111-544-523

Goal

The goal of the Supervised Pretrial Release Program (SPTR) is to restore and enhance the quality of life for defendants and the community at-large through continued monitoring and enforcement of court-ordered conditions of release.

Objectives

1. Screen and interview defendants booked in the jail on a 24/7 basis to assess whether defendants are eligible for release or must be held for First Appearance. Prepare information for the court's consideration at defendants' First Appearance hearings.
2. Supervise and monitor SPTR defendants' compliance with court ordered conditions; meet weekly on average with each defendant assigned to Secured Continuous Random Alcohol Monitoring (SCRAM) or GPS; complete weekly phone contacts with defendants residing more than 50 miles outside of Leon County; and meet monthly on average with all other defendants. Defendants charged with misdemeanor, traffic and felony offenses may be ordered to SPTR.
3. Monitor probation and pretrial release defendants' global positioning satellite (GPS) units on a 24/7 basis. Assess the cause for alerts when the system detects possible equipment tampering or low batteries, zone or curfew violations for active GPS, or other equipment issues. Advise the defendant, if warranted, to take corrective action.
4. Contact law enforcement if the defendant cannot be contacted or fails to comply with staff instructions.
5. Monitor defendants' SCRAM units and take appropriate actions when notified that a defendant tests positive for alcohol.
6. Administer random alcohol tests to offenders ordered by the courts to abstain.
7. Notify the Sheriff's Warrant Officers to execute in-office arrests of defendants with outstanding warrants when they are in the Pretrial Office.
8. Notify the courts of violations of imposed conditions.
9. Attend First Appearance and motion hearings and make recommendations to judges regarding a defendant's release. Notify Circuit probation when a Violation of Probation Warrant is issued by the First Appearance Judge and notify the jail's releasing staff of defendants ordered to SPTR at First Appearance.
10. Provide the Clerk of Courts with Probable Cause Affidavits, Florida Crime Information Center (FCIC)/ National Crime Information Center (NCIC) criminal histories, Pretrial Intake interviews, misdemeanor violation of conditions affidavits, and Order to Show Cause Affidavits for the First Appearance Judge, State Attorney's Office, Public Defender's Office or private attorneys.

Statutory Requirements

Florida Constitution, Section 14; Florida Statute, Chapter 907.041(3)(a); Florida Statute, Chapter 907.041(3)(b); Administrative Order 2006-02-Uniform Bond Schedule and Pretrial Release Procedures Second Judicial Circuit, Florida; Florida Statute, Chapter 097.043 Citizens' Right-to-Know. Assist in meeting County responsibilities for prisoners under Florida Statute, Chapter 951 (County and Municipal Prisoners) through probation and supervised pretrial release services, which are lower cost alternatives to incarceration.

Advisory Board

Public Safety Coordinating Council; Criminal Justice Coordinating Committee; Justice Information Systems Users Group; Association of Pretrial Professionals of Florida; National Association of Pretrial Professionals

Performance Measures

Performance Measures	FY 2007 Actual	FY 2008 Actual	FY 2009 Estimate	FY 2010 Estimate
# of Defendants assessed at jail to release, (per Administrative Order, or hold for first appearance), including criminal history and background	10,614	9,940	9,054	8,700
# of Defendants assessment per FTE (including attendance at first appearance)	2,359	2,209	2,012	1,955
# of average End of Month Caseload	468	506	601	450
# of Defendants caseload managed per FTE (monthly average)*	134	145	172	129
# of average End of Month Electronic Monitoring Caseload*	146	80	95	75
# of average End of Month FTE per Electronic Monitoring Caseload	38	14	16	15
Annual Operating Cost Savings in terms of Jail Bed Days	\$12.2 million	\$12 million	\$16.5 million	\$12.7 million

*Due to a decline in judicial assignments to electronic monitoring, the FY09 actual numbers are projected to be lower than the FY09 Estimate. The actual numbers will be reflected in the FY09 Annual Report. The FY10 estimates reflect this decline.

**Leon County Government
Fiscal Year 2010 Budget**

**Management Services
County Probation - Pretrial Release (111-544-523)**

Budgetary Costs	FY 2008 Actual	FY 2009 Adopted	FY 2010 Continuation	FY 2010 Issues	FY 2010 Budget	FY 2011 Budget
Personnel Services	744,190	834,212	739,382	-	739,382	764,140
Operating	303,607	479,519	335,778	-	335,778	335,778
Total Budgetary Costs	<u>1,047,797</u>	<u>1,313,731</u>	<u>1,075,160</u>	<u>-</u>	<u>1,075,160</u>	<u>1,099,918</u>
Funding Sources	FY 2008 Actual	FY 2009 Adopted	FY 2010 Continuation	FY 2010 Issues	FY 2010 Budget	FY 2011 Budget
111 Probation Services	1,047,797	1,313,731	1,075,160	-	1,075,160	1,099,918
Total Revenues	<u>1,047,797</u>	<u>1,313,731</u>	<u>1,075,160</u>	<u>-</u>	<u>1,075,160</u>	<u>1,099,918</u>
Staffing Summary	FY 2008 Actual	FY 2009 Adopted	FY 2010 Continuation	FY 2010 Issues	FY 2010 Budget	FY 2011 Budget
Pre-Trial Release Case Worker	1.00	1.00	1.00	-	1.00	1.00
Pre-Trial Release Specialist	9.00	11.00	8.00	-	8.00	8.00
Pre-Trial Supervisor	1.00	1.00	1.00	-	1.00	1.00
Sr. Pre-Trial Release Spec.	1.00	1.00	1.00	-	1.00	1.00
Pre-Trial Technician	2.00	2.00	2.00	-	2.00	2.00
Total Full-Time Equivalents (FTE)	<u>14.00</u>	<u>16.00</u>	<u>13.00</u>	<u>-</u>	<u>13.00</u>	<u>13.00</u>

Notes:

This program is recommended at an overall decreased funding level due to personnel and service level reductions. However, there are increased costs associated with this program. The funding level adjustments for FY10 are as follows:

Decreases to Program Funding Levels:

1. Transfer of one Pretrial Release Specialist position from Pretrial Release to Probation during FY09.
2. Transfer of two Pretrial Release Specialist positions to the FY10 JAG grant, which was awarded to the County as a part of the American Reinvestment and Recovery Act of 2009 in the amount of \$124,000.
3. Costs associated with workers' compensation.
4. Contracts for GPS equipment in the amount of \$172,779 due to a decline in electronic monitoring caseloads.
5. Communication costs in the amount of \$440.

Increases to Program Funding Levels:

1. A 12% increase in employer contributions to health insurance as approved by the Board. These costs will be offset by the personnel costs reductions as a result of the transfer of positions.
2. Other obligations for continuity of services in the amount of \$25,239, such as funding for Secured Continuous Random Alcohol Monitoring (SCRAM) units.
3. Other operating costs in the amount of \$4,149, including confidential shredding services.

**Leon County Government
Fiscal Year 2010 Budget**

**Management Services
Facilities Management Summary**

Budgetary Costs	FY 2008 Actual	FY 2009 Adopted	FY 2010 Continuation	FY 2010 Issues	FY 2010 Budget	FY 2011 Budget
Personnel Services	2,324,644	2,433,496	2,474,426	-	2,474,426	2,553,678
Operating	4,750,369	5,433,816	5,457,689	(110,239)	5,347,450	5,559,740
Transportation	101,427	96,066	83,985	-	83,985	83,985
Capital Outlay	11,503	-	-	-	-	-
Total Budgetary Costs	<u>7,187,943</u>	<u>7,963,378</u>	<u>8,016,100</u>	<u>(110,239)</u>	<u>7,905,861</u>	<u>8,197,403</u>
Appropriations	FY 2008 Actual	FY 2009 Adopted	FY 2010 Continuation	FY 2010 Issues	FY 2010 Budget	FY 2011 Budget
Bank of America (165-154-519)	892,793	936,255	944,435	-	944,435	968,653
Facilities Management (001-150-519)	4,803,958	7,027,123	7,071,665	(110,239)	6,961,426	7,228,750
Facilities Management: Judicial Maintenance (001-150-712)	1,353,451	-	-	-	-	-
Facilities Management: Judicial Security (001-150-711)	137,741	-	-	-	-	-
Total Budget	<u>7,187,943</u>	<u>7,963,378</u>	<u>8,016,100</u>	<u>(110,239)</u>	<u>7,905,861</u>	<u>8,197,403</u>
Funding Sources	FY 2008 Actual	FY 2009 Adopted	FY 2010 Continuation	FY 2010 Issues	FY 2010 Budget	FY 2011 Budget
001 General Fund	6,295,150	7,027,123	7,071,665	(110,239)	6,961,426	7,228,750
165 Bank of America Building Operations	892,793	936,255	944,435	-	944,435	968,653
Total Revenues	<u>7,187,943</u>	<u>7,963,378</u>	<u>8,016,100</u>	<u>(110,239)</u>	<u>7,905,861</u>	<u>8,197,403</u>
Staffing Summary	FY 2008 Actual	FY 2009 Adopted	FY 2010 Continuation	FY 2010 Issues	FY 2010 Budget	FY 2011 Budget
Bank of America (165-154-519)	-	1.00	1.00	-	1.00	1.00
Facilities Management (001-150-519)	39.00	38.00	38.00	-	38.00	38.00
Total Full-Time Equivalents (FTE)	<u>39.00</u>	<u>39.00</u>	<u>39.00</u>	<u>-</u>	<u>39.00</u>	<u>39.00</u>

Facilities Management

Organizational Code: 001-150-519

Goal

The goal of the Division of Facilities Management is to serve the citizens of Leon County and occupants of County facilities; through the provision of professional maintenance, construction, and operating services; in order to provide clean, safe and fully-functional County facilities.

Objectives

1. Provide and maintain facilities for the Board, Property Appraiser, Supervisor of Elections, Tax Collector (main office) and Article V agencies (Courts, Clerk, State Attorney, Public Defender and Guardian Ad Litem). Additionally, provide construction support for the Sheriff (including the jail).
2. Provide construction services including planning, estimating and budgeting, site selection, architectural and engineering services, design, bidding and procurement, construction administration, project closeout and warranty management for County buildings.
3. Provide architectural, engineering, CAD, real estate due diligence, construction and energy management services. Maintain or provide for the maintenance of as-built plans. Generate floor plans for space planning, procurement, leasing, contracting, and other purposes.
4. Coordinate facility accessibility and indoor air quality surveys and respond appropriately.
5. Maintain County buildings' (including the health departments and dental clinic) structural, mechanical, plumbing, electrical, roofing, emergency generators, heating/air conditioning and other building systems. Administer a preventative maintenance program for the various building systems.
6. Install and repair or replace doors, windows, cabinetry, sealants, lighting and building finishes (including flooring, carpentry, ceiling tiles, paint and caulk).
7. Manage parking in the Courthouse, Courthouse Annex, Gadsden Street lot and Main Library; maintain parking access gates, readers, striping and signage; manage parking waiting lists for Courthouse employees; administer employee parking contracts; and manage parking revenue.
8. Administer grounds keeping, custodial, mail equipment, parking equipment, pest control, generators, elevators, chillers, security, fire and integrated HVAC contracts.
9. Manage security access control systems, including obtaining access cards for employees, modifying and terminating access authorizations, coordinating the installation, maintenance and replacement of card readers, replacing keys and changing or adding hardware.
10. Maintain fire protection systems, including monitoring panels and automated sprinklers.
11. Design and remodel interior office space, such as wall and modular system removals and installations, cabinetry and shelving construction, installation of plumbing fixtures and ductwork.
12. Research energy conservation and sustainable building opportunities and take appropriate action.
13. Raise and lower the flags, hang plaques and pictures, put up and take down decorations, transfer surplus property to the warehouse, and surplus auctions.
14. Provide internal mail services for the Board within the Courthouse and Courthouse Annex.
15. Manage the central warehouse, including property deliveries and transfers, storage, and destruction.
16. Manage central records, including storage, security, retrieval, delivery, and destruction.

Statutory Requirements

Constitution of the State of Florida, Article V, Section 14 (facilities for the trial courts, Public Defender, State Attorney and Court functions of the Clerk); Florida Statute, Section 125.35; Florida Statute, Chapter 255, "Public Property and Publicly Owned Buildings"

Advisory Board

Volunteer Fire Departments, ADA Focus Groups, Decor and Space Committees, Courthouse Security Committee, Safety Committee, Renaissance Property Committee, and Public Safety Communications Committees

Benchmarking

Benchmark Data	Leon County	Benchmark
Square Footage Maintained per Maintenance Employee	72,677 sq ft	47,000 sq ft
Square Footage Maintained per Administrative Employee	327,097 sq ft	142,000 sq ft
Square Footage Maintained per Supervisor Employee	261,638 sq ft	278,000 sq ft
Repair and Maintenance cost per Square Foot – In-house	0.68 sq ft	2.02 sq ft
Repair and Maintenance cost per Square Foot – Contracted	1.07 sq ft	0.78 sq ft
% Internal Customers rating Facilities Management responding promptly to needs	96%	95% mean

Benchmark Sources: International Facilities Management Association (IFMA); International City Management Association (ICMA) 2005 Center for Performance Management

Performance Measures

Performance Measures	FY 2007 Actual	FY 2008 Actual	FY 2009 Estimate	FY 2010 Estimate
\$ volume of capital projects managed in millions	\$38.0	\$35.7	\$42.7*	\$30.0
# of work orders opened	13,411	13,609	14,000	17,940
% of work orders opened for preventative maintenance	55%	58%	55%	64%
% of work orders closed within the year	89%	79%	90%	84%
Total square footage of County facilities maintained	1,302,140	1,308,189	1,320,894*	1,347,018

*Note: The increase in capital projects is primarily due to the funding of the Public Safety Complex and Traffic Court Renovations

**Leon County Government
Fiscal Year 2010 Budget**

**Management Services
Facilities Management - Facilities Management (001-150-519)**

Budgetary Costs	FY 2008 Actual	FY 2009 Adopted	FY 2010 Continuation	FY 2010 Issues	FY 2010 Budget	FY 2011 Budget
Personnel Services	2,324,644	2,375,367	2,430,480	-	2,430,480	2,508,547
Operating	2,376,597	4,555,690	4,557,200	(110,239)	4,446,961	4,636,218
Transportation	101,427	96,066	83,985	-	83,985	83,985
Capital Outlay	1,290	-	-	-	-	-
Total Budgetary Costs	<u>4,803,958</u>	<u>7,027,123</u>	<u>7,071,665</u>	<u>(110,239)</u>	<u>6,961,426</u>	<u>7,228,750</u>
Funding Sources	FY 2008 Actual	FY 2009 Adopted	FY 2010 Continuation	FY 2010 Issues	FY 2010 Budget	FY 2011 Budget
001 General Fund	4,803,958	7,027,123	7,071,665	(110,239)	6,961,426	7,228,750
Total Revenues	<u>4,803,958</u>	<u>7,027,123</u>	<u>7,071,665</u>	<u>(110,239)</u>	<u>6,961,426</u>	<u>7,228,750</u>
Staffing Summary	FY 2008 Actual	FY 2009 Adopted	FY 2010 Continuation	FY 2010 Issues	FY 2010 Budget	FY 2011 Budget
Administrative Associate III	1.00	1.00	1.00	-	1.00	1.00
Administrative Associate IV	2.00	2.00	2.00	-	2.00	2.00
Construction Manager	2.00	2.00	2.00	-	2.00	2.00
Customer Services Technician	1.00	1.00	1.00	-	1.00	1.00
Dir of Fac Mgmt & Construction	1.00	1.00	1.00	-	1.00	1.00
Fac. Maint. Superintendent	2.00	2.00	2.00	-	2.00	2.00
Fac. Support Superintendent	2.00	2.00	2.00	-	2.00	2.00
Facilities Planner	1.00	1.00	1.00	-	1.00	1.00
Facilities Support Coordinator	1.00	1.00	-	-	-	-
Facilities Support Tech II	17.00	17.00	17.00	-	17.00	17.00
Facilities Support Tech III	2.00	2.00	2.00	-	2.00	2.00
Mail Clerk	1.00	1.00	1.00	-	1.00	1.00
Operations Manager	1.00	1.00	1.00	-	1.00	1.00
Parking Garage Supervisor	1.00	1.00	1.00	-	1.00	1.00
Parking Generalist	4.00	3.00	3.00	-	3.00	3.00
Operations Support Technician	-	-	1.00	-	1.00	1.00
Total Full-Time Equivalents (FTE)	<u>39.00</u>	<u>38.00</u>	<u>38.00</u>	<u>-</u>	<u>38.00</u>	<u>38.00</u>

Notes:

This program is recommended at an overall decreased funding level. However, there are increased costs associated with this program. The funding level adjustments for FY10 are as follows:

Decreases to Program Funding Levels:

1. Personnel costs associated with workers' compensation.
2. Utility costs in the amount of \$192,239.

Increases to Program Funding Levels:

1. A 12% increase in employer contributions to health insurance as approved by the Board.
2. Contracts or other obligations including security services; custodial services; lawn care, HVAC, elevator, and equipment maintenance; employee uniforms and shoes; and library leases for continuity of services in the amount of \$81,500.

**Leon County Government
Fiscal Year 2010 Budget**

Management Services

Facilities Management - Facilities Management: Judicial Security (001-150-711)

Budgetary Costs	FY 2008 Actual	FY 2009 Adopted	FY 2010 Continuation	FY 2010 Issues	FY 2010 Budget	FY 2011 Budget
Operating	137,741	-	-	-	-	-
Total Budgetary Costs	<u>137,741</u>	<u>-</u>	<u>-</u>	<u>-</u>	<u>-</u>	<u>-</u>
Funding Sources	FY 2008 Actual	FY 2009 Adopted	FY 2010 Continuation	FY 2010 Issues	FY 2010 Budget	FY 2011 Budget
001 General Fund	137,741	-	-	-	-	-
Total Revenues	<u>137,741</u>	<u>-</u>	<u>-</u>	<u>-</u>	<u>-</u>	<u>-</u>

Notes:

In FY08 new reporting requirements for Article V entities were implemented. The FY08 Actuals depict the total amount funded by the County for judicial security. These expenses are currently funded in the operating budget of Facilities Management and the actual expenses will be reported separately each year.

**Leon County Government
Fiscal Year 2010 Budget**

Management Services

Facilities Management - Facilities Management: Judicial Maintenance (001-150-712)

Budgetary Costs	FY 2008 Actual	FY 2009 Adopted	FY 2010 Continuation	FY 2010 Issues	FY 2010 Budget	FY 2011 Budget
Operating	1,353,451	-	-	-	-	-
Total Budgetary Costs	<u>1,353,451</u>	<u>-</u>	<u>-</u>	<u>-</u>	<u>-</u>	<u>-</u>
Funding Sources	FY 2008 Actual	FY 2009 Adopted	FY 2010 Continuation	FY 2010 Issues	FY 2010 Budget	FY 2011 Budget
001 General Fund	1,353,451	-	-	-	-	-
Total Revenues	<u>1,353,451</u>	<u>-</u>	<u>-</u>	<u>-</u>	<u>-</u>	<u>-</u>

Notes:

In FY08 new reporting requirements for Article V entities were implemented. The FY08 Actuals depict the total amount funded by the County for judicial maintenance. These expenses are currently funded in the operating budget of Facilities Management and the actual expenses will be reported separately each year.

**Leon County Government
Fiscal Year 2010 Budget**

**Management Services
Facilities Management - Bank of America (165-154-519)**

Budgetary Costs	FY 2008 Actual	FY 2009 Adopted	FY 2010 Continuation	FY 2010 Issues	FY 2010 Budget	FY 2011 Budget
Personnel Services	-	58,129	43,946	-	43,946	45,131
Operating	882,580	878,126	900,489	-	900,489	923,522
Capital Outlay	10,213	-	-	-	-	-
Total Budgetary Costs	<u>892,793</u>	<u>936,255</u>	<u>944,435</u>	<u>-</u>	<u>944,435</u>	<u>968,653</u>
Funding Sources	FY 2008 Actual	FY 2009 Adopted	FY 2010 Continuation	FY 2010 Issues	FY 2010 Budget	FY 2011 Budget
165 Bank of America Building Operations	892,793	936,255	944,435	-	944,435	968,653
Total Revenues	<u>892,793</u>	<u>936,255</u>	<u>944,435</u>	<u>-</u>	<u>944,435</u>	<u>968,653</u>
Staffing Summary	FY 2008 Actual	FY 2009 Adopted	FY 2010 Continuation	FY 2010 Issues	FY 2010 Budget	FY 2011 Budget
Facilities Support Tech II	-	1.00	1.00	-	1.00	1.00
Total Full-Time Equivalents (FTE)	<u>-</u>	<u>1.00</u>	<u>1.00</u>	<u>-</u>	<u>1.00</u>	<u>1.00</u>

Notes:

This program is recommended at an overall increased funding level due to service level enhancements. However, there are decreased costs associated with this program. The funding level adjustments for FY10 are as follows:

Increases to Program Funding Levels:

1. A 12% increase in employer contributions to health insurance as approved by the Board.
2. Contracts or other obligations for continuity of services for the maintenance of the facility in the amount of \$8,095.

Decreases to Program Funding Levels:

1. Personnel costs associated with the County assuming the management and maintenance responsibilities of the building.

**Leon County Government
Fiscal Year 2010 Budget**

**Management Services
Management Information Services Summary**

Budgetary Costs	FY 2008 Actual	FY 2009 Adopted	FY 2010 Continuation	FY 2010 Issues	FY 2010 Budget	FY 2011 Budget
Personnel Services	4,175,433	5,064,668	5,101,729	(181,997)	4,919,732	5,076,332
Operating	2,192,686	2,363,509	2,355,874	-	2,355,874	2,355,874
Transportation	10,603	10,856	12,451	-	12,451	12,451
Total Budgetary Costs	<u>6,378,722</u>	<u>7,439,033</u>	<u>7,470,054</u>	<u>(181,997)</u>	<u>7,288,057</u>	<u>7,444,657</u>
Appropriations	FY 2008 Actual	FY 2009 Adopted	FY 2010 Continuation	FY 2010 Issues	FY 2010 Budget	FY 2011 Budget
Geographic Info. Systems (001-421-539)	1,503,004	1,887,201	1,871,911	(49,071)	1,822,840	1,862,184
Management Information Services (001-171-513)	4,061,423	5,551,832	5,598,143	(132,926)	5,465,217	5,582,473
Management Information Services (001-171-713)	710,570	-	-	-	-	-
Management Information Services (001-171-719)	103,725	-	-	-	-	-
Total Budget	<u>6,378,722</u>	<u>7,439,033</u>	<u>7,470,054</u>	<u>(181,997)</u>	<u>7,288,057</u>	<u>7,444,657</u>
Funding Sources	FY 2008 Actual	FY 2009 Adopted	FY 2010 Continuation	FY 2010 Issues	FY 2010 Budget	FY 2011 Budget
001 General Fund	6,378,722	7,439,033	7,470,054	(181,997)	7,288,057	7,444,657
Total Revenues	<u>6,378,722</u>	<u>7,439,033</u>	<u>7,470,054</u>	<u>(181,997)</u>	<u>7,288,057</u>	<u>7,444,657</u>
Staffing Summary	FY 2008 Actual	FY 2009 Adopted	FY 2010 Continuation	FY 2010 Issues	FY 2010 Budget	FY 2011 Budget
Geographic Info. Systems (001-421-539)	17.16	17.16	17.16	(1.00)	16.16	16.16
Management Information Services (001-171-513)	46.84	46.84	46.84	(2.00)	44.84	44.84
Total Full-Time Equivalents (FTE)	<u>64.00</u>	<u>64.00</u>	<u>64.00</u>	<u>(3.00)</u>	<u>61.00</u>	<u>61.00</u>

Management Information Services

Organizational Code: 001-171-513

Goal

The goal of Management Information Services (MIS) is to serve end users with continually improved, efficient, cost effective technology and telecommunications products, services, and information so that customers are totally satisfied and able to fulfill their missions.

Objectives

1. Provide technology infrastructure and support for the Board, other County Constitutional Officers, and Article V agencies (Courts, State Attorney, Public Defender, Clerk, and Guardian Ad Litem).
2. Provide and maintain county network connectivity for all buildings and offices of the Board, Constitutional Officers, Article V agencies and the 2nd Judicial Circuit (Gadsden, Wakulla, Jefferson, Franklin, and Liberty counties).
3. Provide and maintain Internet access for employees within county facilities, for the public within the library system, and wireless access within the Courthouse and at the main and branch libraries, park facilities, and for designated community centers.
4. Provide for mobile office services to Building Inspection, Public Works Operations, Animal Control, Emergency Medical Services (EMS), Facilities, and other field workers.
5. Maintain network file systems and storage, and provide system security such as firewalls and SPAM and virus protection.
6. Provide telephone and voice mail services for the Board and the Supervisor of Elections, the Public Defender and State Attorney offices, Guardian Ad Litem, the Health Department, and any other County entities as interested.
7. Provide e-mail services for the Board, Constitutional Officers, and Article V agencies.
8. Support and provide connectivity for Personal Data Assistants (PDAs).
9. Operate the central data center and a disaster recovery site, support and maintain nearly 200 servers, provide backup and restoration management, disaster recovery and business continuity services. Currently implementing a virtualized infrastructure environment.
10. Support, maintain, and replace laptops, tablets, printers, personal computers, and desktop software (Microsoft Office Suite) for the Board, Constitutional Officers, Article V agencies, and the public systems within the library facilities. Provide appropriate security for these systems.
11. Develop, maintain and enhance the inter-agency Criminal Justice Information System (JIS) for the justice community. The JIS supports the Courts, State Attorney, Public Defender, Sheriff's Office, Probation and Supervised Pretrial Release.
12. Develop, maintain, and enhance the Jail Management Information System for the Sheriff's Office.
13. Develop and maintain case management and work release management software applications for Probation, Supervised Pretrial Release, and the Sheriff's Office.
14. Maintain the pawnshop network system. MIS developed this system, which is currently being used by more than 20 Florida counties.
15. Provide technical support to the Supervisor of Elections at all voting locations for all elections.
16. Provide technical solutions for the Courts, such as technology in the courtrooms and teleconferencing for first appearance.
17. Develop and maintain web services (including an Intranet for the Board; websites for the Board, Property Appraiser, Sheriff, Tax Collector, Supervisor of Elections, State Attorney, Public Defender, Blueprint 2000, and the Tourist Development Council) and online web applications (such as Board meetings, workshops, agendas, calendars; job applications; customer problem reporting; permitting; Purchasing via DemandStar; Summer Youth applications; Library Services, Capital Area Flood Warning Network; Volunteer Services; Parks Reservations; and Have a Hurricane Plan).
18. Support, maintain, and upgrade work order and other management systems, including Banner (Finance, Purchasing, Human Resources, and Payroll), Hansen (Public Works), Animal Control, Faster (Fleet), WeighMaster (Landfill), Hansen (Facilities Management), Heat (MIS), Halogen E-Appraisal (Human Resources), Permits and Enforcement Tracking Software (PETS) (Growth and Environmental Management), E-Pro and Telestaff (EMS) and SIRSI (Library). Continue to collapse single work order management systems into the enterprise Hansen system.
19. Develop specialized applications for Human Resources (compensation, employee benefits, and the Florida Retirement System) and OMB (budget modeling support).
20. Implement electronic document management for Public Works (Animal Control and Engineering), Growth and Environmental Management, Veterans Services, Human Resources, and the County Attorney's Office, and other divisions or offices as they become ready.
21. Support the Public Information Office in the effective and efficient methods of communication to the public and internal customers.
22. Plan for and coordinate the delivery of data services in new construction and renovations for computer and communications infrastructure and equipment.
23. Coordinate employee desktop software training.
24. Provide inventory and asset management of computer and communication assets.

Statutory Requirements

Florida State Constitution under Article V (Judiciary), Section 14 (Funding) requires provision of communications services, existing radio systems, and existing multi-agency criminal justice information systems for the Trial Courts (Court Administration and the Clerk of the Court), the State Attorney, and the Public Defender within the Second Judicial Circuit.

Advisory Board

The Criminal Justice Coordinating Council is the executive steering committee for the Justice Information System. Internally, the Justice Information Systems Agreement of 2001, re-ratified in January 2007, by the Criminal Justice Coordinating Council, governs the responsibilities and expectations of the multi-agency criminal justice system called JIS.

Benchmarking

Benchmark Data	Leon County	Benchmark
Average number of users per MIS Full Time Equivalent (FTE)	1:38	1:23
Average number of PCs per Information Technician (IT Staff)	1:89	1:40
Ratio of Network Systems Administrators to File Servers (non-virtualized)	1:33	1:12
IT Spending per Employee in the County Government Sector	\$2,948	\$3,808

Benchmark Sources: Info-Tech Research Group (an information and technology research/advisory firm)

**Leon County Government
Fiscal Year 2010 Budget**

Management Information Services

Organizational Code: 001-171-513

Performance Measures

Performance Measures	FY 2007 Actual	FY 2008 Actual	FY 2009**** Estimate	FY 2010 Estimate
Average number of e-mails processed each month (in millions)	1.8	4.0*	5	5
Approximate amount of valid e-mails (balance of e-mail spam or viruses trapped)**	36%	26%	30%	30%
Average monthly visits to Leon County web site	275,196	360,371***	400,000	450,000
% of help calls completed in one day	49.10%	50%	50%	50%
% of internal service customers rating MIS as responding promptly to needs (No customer survey conducted in 2008)	99%	N/A	99%	99%
Number of new applications/services deployed	3	2	2	2

*Updated to include internal emails and emails being sent out.

**Blocking of email traffic from Russia and China in mid-2008 caused a drop in the County's spam email volume by 10%.

*** Updated to reflect all websites that Leon County hosts.

****Estimates are updated to reflect the method of calculation for FY08.

**Leon County Government
Fiscal Year 2010 Budget**

Management Services

Management Information Services - Management Information Services (001-171-513)

Budgetary Costs	FY 2008 Actual	FY 2009 Adopted	FY 2010 Continuation	FY 2010 Issues	FY 2010 Budget	FY 2011 Budget
Personnel Services	2,636,247	3,756,392	3,808,298	(132,926)	3,675,372	3,792,628
Operating	1,414,973	1,784,584	1,777,394	-	1,777,394	1,777,394
Transportation	10,203	10,856	12,451	-	12,451	12,451
Total Budgetary Costs	4,061,423	5,551,832	5,598,143	(132,926)	5,465,217	5,582,473
Funding Sources	FY 2008 Actual	FY 2009 Adopted	FY 2010 Continuation	FY 2010 Issues	FY 2010 Budget	FY 2011 Budget
001 General Fund	4,061,423	5,551,832	5,598,143	(132,926)	5,465,217	5,582,473
Total Revenues	4,061,423	5,551,832	5,598,143	(132,926)	5,465,217	5,582,473
Staffing Summary	FY 2008 Actual	FY 2009 Adopted	FY 2010 Continuation	FY 2010 Issues	FY 2010 Budget	FY 2011 Budget
Administrative Associate III	0.67	0.67	0.67	-	0.67	0.67
Administrative Associate VI	0.50	0.50	0.50	-	0.50	0.50
Applications & Database Mngr.	1.00	1.00	1.00	-	1.00	1.00
Applications Dev. Analyst	6.00	6.00	6.00	-	6.00	6.00
Computer Asset Analyst	1.00	1.00	1.00	-	1.00	1.00
IT Technical Support Specialist II	8.00	7.00	7.00	(2.00)	5.00	5.00
Director of MIS/GIS	0.67	0.67	0.67	-	0.67	0.67
Document Scanner	2.00	2.00	2.00	-	2.00	2.00
IT Coordinator-CJIS	1.00	1.00	-	-	-	-
IT Coordinator-Communications	1.00	1.00	1.00	-	1.00	1.00
IT Coordinator-Admn Services	1.00	1.00	1.00	-	1.00	1.00
IT Coordinator-Technical Serv.	1.00	1.00	1.00	-	1.00	1.00
IT Coordinator-Systems	1.00	1.00	1.00	-	1.00	1.00
IT Coordinator-Web Development	1.00	1.00	1.00	-	1.00	1.00
Sr. IT Technical Support Spec.	1.00	2.00	2.00	-	2.00	2.00
MIS Special Projects Coord.	2.00	2.00	2.00	-	2.00	2.00
Network & Tech. Serv. Manager	1.00	1.00	1.00	-	1.00	1.00
Network Systems Administrator	6.00	6.00	6.00	-	6.00	6.00
Network Systems Specialist	1.00	1.00	1.00	-	1.00	1.00
Sr Programmer/Analyst	1.00	1.00	1.00	-	1.00	1.00
IT Technical Support Supv.	1.00	1.00	1.00	-	1.00	1.00
Unix Systems Administrator	1.00	1.00	1.00	-	1.00	1.00
Web Applications Analyst	1.00	1.00	1.00	-	1.00	1.00
JIS Sr. Applications Analyst	4.00	4.00	4.00	-	4.00	4.00
Applications Development Coordinator	1.00	1.00	1.00	-	1.00	1.00
Network Construction Planner	1.00	1.00	1.00	-	1.00	1.00
Oracle Enterprise Architect	-	-	1.00	-	1.00	1.00
Total Full-Time Equivalents (FTE)	46.84	46.84	46.84	(2.00)	44.84	44.84

Management Services

Management Information Services - Management Information Services (001-171-513)

Notes:

This program is recommended at an overall decreased funding level due to personnel and service level reductions. However, there are increased costs associated with this program. The funding level adjustments for FY10 are as follows:

Decreases to Program Funding Levels:

1. Personnel costs associated with the elimination of two full-time positions in the amount of \$132,926.
2. Costs associated with workers' compensation.
3. Communication costs in the amount of \$17,190.
4. Vehicle coverage costs in the amount of \$440
5. Other operating costs in the amount of \$2,309, such as professional publications and memberships.

Increases to Program Funding Levels:

1. A 12% increase in employer contributions to health insurance as approved by the Board.
2. Vehicle repair costs in the amount of \$1,502.
3. Fuel and oil costs in the amount of \$533.

**Leon County Government
Fiscal Year 2010 Budget**

Management Services

Management Information Services - Management Information Services (001-171-719)

Budgetary Costs	FY 2008 Actual	FY 2009 Adopted	FY 2010 Continuation	FY 2010 Issues	FY 2010 Budget	FY 2011 Budget
Personnel Services	66,489	-	-	-	-	-
Operating	37,185	-	-	-	-	-
Transportation	51	-	-	-	-	-
Total Budgetary Costs	<u>103,725</u>	<u>-</u>	<u>-</u>	<u>-</u>	<u>-</u>	<u>-</u>
Funding Sources	FY 2008 Actual	FY 2009 Adopted	FY 2010 Continuation	FY 2010 Issues	FY 2010 Budget	FY 2011 Budget
001 General Fund	103,725	-	-	-	-	-
Total Revenues	<u>103,725</u>	<u>-</u>	<u>-</u>	<u>-</u>	<u>-</u>	<u>-</u>

Notes:

In FY08 new reporting requirements for Article V entities were implemented. The FY08 Actuals depict the total amount funded by the County for Article V technology operating costs. These expenses are currently funded in the operating budget of Management Information Services and the actual expenses will be reported separately each year.

**Leon County Government
Fiscal Year 2010 Budget**

Management Services

Management Information Services - Management Information Services (001-171-713)

Budgetary Costs	FY 2008 Actual	FY 2009 Adopted	FY 2010 Continuation	FY 2010 Issues	FY 2010 Budget	FY 2011 Budget
Personnel Services	455,487	-	-	-	-	-
Operating	254,734	-	-	-	-	-
Transportation	349	-	-	-	-	-
Total Budgetary Costs	<u>710,570</u>	<u>-</u>	<u>-</u>	<u>-</u>	<u>-</u>	<u>-</u>
Funding Sources	FY 2008 Actual	FY 2009 Adopted	FY 2010 Continuation	FY 2010 Issues	FY 2010 Budget	FY 2011 Budget
001 General Fund	710,570	-	-	-	-	-
Total Revenues	<u>710,570</u>	<u>-</u>	<u>-</u>	<u>-</u>	<u>-</u>	<u>-</u>

Notes:

In FY08 new reporting requirements for Article V entities were implemented. The FY08 Actuals depict the total amount funded by the County for Article V other information systems costs. These expenses are currently funded in the operating budget of Management Information Services and the actual expenses will be reported separately each year.

Geographic Information Systems

Organizational Code: 001-421-539

Goal

The goal of the Tallahassee-Leon County GIS is to enhance the County's Information Management capabilities to provide efficient and improved services to citizens.

Objectives

1. Maintain and update the base map (Completion of the Flyover and LiDAR acquisition Projects).
2. Develop, implement, and maintain the systems, infrastructure, and databases required to support the interlocal government user groups.
3. Develop, implement, and maintain the Internet, Intranet GIS Applications, and provide maps to citizens and the general public.
4. Continue to provide improved data access to the public and staff, and provide GIS analytical support to government decision making.
5. Integrate GIS into business processes (Land ID Project, TLC GIS Viewer, Work Order Management/GIS Integration, Addressing and Emergency Management).
6. Continue to support Permit and Enforcement Tracking System integration.

Statutory Requirements

Many of the datasets and GIS tools provided to Tallahassee-Leon County GIS end users allow them to remain in compliance with the County and City environmental regulations, the Comprehensive Plan, Telecommunication Ordinance, Addressing Ordinance, Senate Bill 360 (concurrency), and Florida statutes regulating the Property Appraiser's Office. In addition, Tallahassee-Leon County GIS provides direct support for the County's Emergency Management Plan. Tallahassee-Leon County GIS is also required to comply with Public Records Statutes.

Advisory Board

GIS Executive Committee; GIS Steering Committee; Permit Enforcement & Tracking System (PETS) Steering Committee; GIS Development Team; PETS Development Team

Benchmarking

Benchmarking	Leon County 2007	Leon County 2009	Benchmark
# of Business Units that use GIS (Deployment)	24	24	11.5 (Average)
# of Desktop/Laptop Users	1,100	1,958	148
# of Layers of Data Maintained	283	359	194
# of Public Access Web Sites	12	16	5.5

Benchmark Source: March 2005 report prepared by Aegis Computer Services to compare Tallahassee-Leon GIS with 15 similar counties in Florida.

Performance Measures

Performance Measures	FY 2007 Actual	FY 2008 Actual	FY 2009 Estimate	FY 2010 Estimate
Provide customer response to system and software requests within (1) hour 100% of the time	100%	100%	95%	95%
*Increase GIS internet applications, services and downloadable files by 20% annually	(5)%	42%	20%	20%
*Increase internet user sessions by 20% annually	20%	(16)%	5%	(10)%
Provide maintenance of base map components per schedule matrix, as required	100%	100%	100%	100%
Average monthly visits to the GIS Web Site	76,000	81,000	83,800	67,000
Layers of data maintained (such as aerial photography at various resolutions; addressing; streets; building footprints; contours within USA (1 ft.) and County (2 ft.); hydrography; elevation; flood zones; land use and zoning; property ownership; subdivisions; easements; census)	283	344	395	434

*Internet activity has declined over the past two years by approximately 10% or 7,600 visits per month since 2007. Although the number of websites has increased, those related to the real estate market and sales (i.e. the Leon County Property Appraiser's website) have experienced a significant reduction in visits (up to 35%).

**Leon County Government
Fiscal Year 2010 Budget**

**Management Services
Management Information Services - Geographic Info. Systems (001-421-539)**

Budgetary Costs	FY 2008 Actual	FY 2009 Adopted	FY 2010 Continuation	FY 2010 Issues	FY 2010 Budget	FY 2011 Budget
Personnel Services	1,017,210	1,308,276	1,293,431	(49,071)	1,244,360	1,283,704
Operating	485,794	578,925	578,480	-	578,480	578,480
Total Budgetary Costs	<u>1,503,004</u>	<u>1,887,201</u>	<u>1,871,911</u>	<u>(49,071)</u>	<u>1,822,840</u>	<u>1,862,184</u>
Funding Sources	FY 2008 Actual	FY 2009 Adopted	FY 2010 Continuation	FY 2010 Issues	FY 2010 Budget	FY 2011 Budget
001 General Fund	1,503,004	1,887,201	1,871,911	(49,071)	1,822,840	1,862,184
Total Revenues	<u>1,503,004</u>	<u>1,887,201</u>	<u>1,871,911</u>	<u>(49,071)</u>	<u>1,822,840</u>	<u>1,862,184</u>
Staffing Summary	FY 2008 Actual	FY 2009 Adopted	FY 2010 Continuation	FY 2010 Issues	FY 2010 Budget	FY 2011 Budget
Administrative Associate III	0.33	0.33	0.33	-	0.33	0.33
Administrative Associate VI	0.50	0.50	0.50	-	0.50	0.50
Director of MIS/GIS	0.33	0.33	0.33	-	0.33	0.33
GIS Application Dev. Analyst	1.00	2.00	2.00	-	2.00	2.00
GIS Coordinator	1.00	1.00	1.00	-	1.00	1.00
GIS Oracle Database Admin.	2.00	1.00	1.00	-	1.00	1.00
GIS Project Manager	1.00	1.00	1.00	-	1.00	1.00
GIS Specialist I	1.00	1.00	1.00	-	1.00	1.00
GIS Specialist II	1.00	1.00	1.00	-	1.00	1.00
GIS Web Application Dev. Anl.	1.00	1.00	1.00	-	1.00	1.00
Gis Mapping Specialist	2.00	2.00	2.00	-	2.00	2.00
Network Systems Administrator	1.00	1.00	1.00	-	1.00	1.00
Unix System Adm. - GIS	1.00	1.00	1.00	-	1.00	1.00
GIS Technician I	2.00	2.00	2.00	(1.00)	1.00	1.00
GIS Specialist III	2.00	2.00	2.00	-	2.00	2.00
Total Full-Time Equivalents (FTE)	<u>17.16</u>	<u>17.16</u>	<u>17.16</u>	<u>(1.00)</u>	<u>16.16</u>	<u>16.16</u>

Notes:

This program is recommended at an overall decreased funding level due to personnel and service level reductions. However, there are increased costs associated with this program. The funding level adjustments for FY10 are as follows:

Decreases to Program Funding Levels:

1. Personnel costs associated with the elimination of one full-time position and realignment of personnel within the department in the amount of \$49,071.
2. Costs associated with workers' compensation.
3. Professional services in the amount of \$15,600 for training associated with the Environmental Systems Research Institute, Inc (ESRI) agreement.
4. Communication costs in the amount of \$445.
5. Other operating costs in the amount of \$8,400 for items such as media and plotter/printer supplies.

Increases to Program Funding Levels:

1. A 12% increase in employer contributions to health insurance as approved by the Board.
2. Position reclass effective October 1, 2009 in the amount of \$315.
3. Annual increases for hardware and software licensing contracts in the amount of \$23,370.

Minority/Women Small Business Enterprise

Organizational Code: 001-112-513

Goal

The goal of the Minority, Women, and Small Business Enterprise Program (MWSBE) is to provide minority, women, and small businesses with a means of participation in Leon County's procurement process for the purpose of achieving economic parity among all Leon County vendors.

Objectives

1. Eliminate any policies and/or procedural barriers that inhibit MWSBE participation in the procurement process.
2. Establish targets designed to increase MWSBE utilization proportionate to documented under-utilization.
3. Provide increased levels of information and assistance available to MWSBEs.
4. Implement mechanisms and procedures for monitoring MWSBE compliance by prime contractors.
5. Provide training to citizens in starting, maintaining and enhancing their level of business opportunities.
6. Review, analyze, and submit MWSBE statements for bids and RFPs.
7. Attend and present MWSBE information at all the Purchasing Division pre-bid conferences.
8. Determine the appropriate targets for all bids and RFPs.
9. Review and approve all MWSBE applications for compliance with Purchasing and Minority, Women and Small Business Policy.

Statutory Requirements

Florida Statute, 255.101 Section 2; Florida Statute, Chapter 287; Leon County Purchasing and Minority, Women and Small Business Enterprise Policy (revised 06-14-2006)

Advisory Board

Minority, Women, and Small Business Enterprise Citizens Advisory Committee

Performance Measures

Performance Measures	FY 2007 Actual	FY 2008 Actual	FY 2009 Estimate	FY 2010 Estimate
Review and analyze all preliminary bids and request for proposals to determine the appropriate target within 3 days of request 95% of the time	N/A	95%	95%	95%
a. Total # of preliminary requests for proposals analyzed	76	67	60	63
Attend and present MWSBE information for all Purchasing Division pre-bid conferences 95% of the time.	N/A	95%	95%	95%
a. Total # of pre-bid conferences attended	28	28	30	30
Reviewed, analyzed and submitted all MWSBE statements within 3 days of the bid or request for proposal closing date 95% of the time.	N/A	95%	95%	95%
a. Total # of submitted proposals reviewed	76	67	60	63
Provide training to at least 25 citizens for assistance in starting, maintaining and enhancing their local business	36	37	35	37
% of respondents committed to meet or exceed MWSBE Aspirational Target	80%	80%	85%	85%
% of internal service customers rating MWSBE as responding promptly to needs (Annual Survey)	97%	N/A	98%	97%
% of internal service customers rating MWSBE as providing an overall satisfactory service experience (Annual Survey)	100%	N/A	97%	97%

*N/A indicates data for the new performance measures was not recorded in previous years, and internal survey of customers not conducted in FY08.

**Leon County Government
Fiscal Year 2010 Budget**

**Management Services
Minority/Women Small Business Enterprise (001-112-513)**

Budgetary Costs	FY 2008 Actual	FY 2009 Adopted	FY 2010 Continuation	FY 2010 Issues	FY 2010 Budget	FY 2011 Budget
Personnel Services	222,248	184,667	126,994	-	126,994	131,212
Operating	14,068	129,524	118,354	-	118,354	118,354
Total Budgetary Costs	<u>236,316</u>	<u>314,191</u>	<u>245,348</u>	<u>-</u>	<u>245,348</u>	<u>249,566</u>
Funding Sources	FY 2008 Actual	FY 2009 Adopted	FY 2010 Continuation	FY 2010 Issues	FY 2010 Budget	FY 2011 Budget
001 General Fund	236,316	314,191	245,348	-	245,348	249,566
Total Revenues	<u>236,316</u>	<u>314,191</u>	<u>245,348</u>	<u>-</u>	<u>245,348</u>	<u>249,566</u>
Staffing Summary	FY 2008 Actual	FY 2009 Adopted	FY 2010 Continuation	FY 2010 Issues	FY 2010 Budget	FY 2011 Budget
M/WSBE Analyst	1.00	1.00	1.00	-	1.00	1.00
MWSBE Director	1.00	1.00	1.00	-	1.00	1.00
Total Full-Time Equivalents (FTE)	<u>2.00</u>	<u>2.00</u>	<u>2.00</u>	<u>-</u>	<u>2.00</u>	<u>2.00</u>
OPS Staffing Summary	FY 2008 Actual	FY 2009 Adopted	FY 2010 Continuation	FY 2010 Issues	FY 2010 Budget	FY 2011 Budget
MWBE Consolidated OPS	1.00	-	-	-	-	-
Total OPS Full-Time Equivalents (FTE)	<u>1.00</u>	<u>-</u>	<u>-</u>	<u>-</u>	<u>-</u>	<u>-</u>

Notes:

This program is recommended at an overall decreased funding level due to personnel and service level reductions. However, there are increased costs associated with this program. The funding level adjustments for FY10 are as follows:

Decreases to Program Funding Levels:

1. Personnel costs associated with the reduction in salary for the MWSBE Director position.
2. Costs associated with workers' compensation.
3. Professional services costs due to the conclusion of the updated Disparity Study in the amount of \$110,000. This decrease will be offset by efforts to increase small business enterprise participation.

Increases to Program Funding Levels:

1. A 12% increase in employer contributions to health insurance as approved by the Board.

**Leon County Government
Fiscal Year 2010 Budget**

**Management Services
Purchasing Summary**

Budgetary Costs	FY 2008 Actual	FY 2009 Adopted	FY 2010 Continuation	FY 2010 Issues	FY 2010 Budget	FY 2011 Budget
Personnel Services	490,681	497,507	507,881	18,730	526,611	542,822
Operating	16,087	27,964	27,814	-	27,814	27,814
Transportation	8,386	8,390	7,583	-	7,583	7,583
Total Budgetary Costs	<u>515,154</u>	<u>533,861</u>	<u>543,278</u>	<u>18,730</u>	<u>562,008</u>	<u>578,219</u>
Appropriations	FY 2008 Actual	FY 2009 Adopted	FY 2010 Continuation	FY 2010 Issues	FY 2010 Budget	FY 2011 Budget
Procurement (001-140-513)	264,713	276,634	284,331	-	284,331	292,736
Property Control (001-142-513)	41,329	45,132	44,984	-	44,984	46,065
Warehouse (001-141-513)	209,112	212,095	213,963	18,730	232,693	239,418
Total Budget	<u>515,154</u>	<u>533,861</u>	<u>543,278</u>	<u>18,730</u>	<u>562,008</u>	<u>578,219</u>
Funding Sources	FY 2008 Actual	FY 2009 Adopted	FY 2010 Continuation	FY 2010 Issues	FY 2010 Budget	FY 2011 Budget
001 General Fund	515,154	533,861	543,278	18,730	562,008	578,219
Total Revenues	<u>515,154</u>	<u>533,861</u>	<u>543,278</u>	<u>18,730</u>	<u>562,008</u>	<u>578,219</u>
Staffing Summary	FY 2008 Actual	FY 2009 Adopted	FY 2010 Continuation	FY 2010 Issues	FY 2010 Budget	FY 2011 Budget
Procurement (001-140-513)	3.00	3.00	3.00	-	3.00	3.00
Property Control (001-142-513)	1.00	1.00	1.00	-	1.00	1.00
Warehouse (001-141-513)	4.00	4.00	4.00	-	4.00	4.00
Total Full-Time Equivalents (FTE)	<u>8.00</u>	<u>8.00</u>	<u>8.00</u>	<u>-</u>	<u>8.00</u>	<u>8.00</u>

**Leon County Government
Fiscal Year 2010 Budget**

Purchasing - Procurement

Organization Code: 001-140-513

Goal

The goal of the Procurement Program is to provide timely and professional procurement services to secure requested supplies, services, and commodities at a specified level of quality and at the lowest possible cost, through open and fair competition.

Objectives

1. Review all purchasing activity for compliance with Purchasing Policy and applicable state laws.
2. Process requisitions and purchase orders and assist departments/divisions with technical information, quotes, and purchasing related requests.
3. Obtain price quotes, prepare and receive informal bids, review state and cooperative purchasing contracts for vendor sources and best pricing.
4. Provide accounts payable assistance to vendors and staff.
5. Prepare, advertise, and receive bids and Requests for Proposals (RFP's), and coordinate the evaluation processes for those bids and RFP's.
6. Administer the County procurement card program: provide cardholder training, card management, and audits of card activity.
7. Implement and provide contract management services for County-wide services contracts such as uniforms.

Statutory Requirements

Leon County Board of County Commissioners Purchasing and Minority Business Enterprise Policy (revised 6/13/06) and Purchasing Card Policy (revised 6/13/06); Florida Statute, Chapter 255 "Public Property and Publicly Owned Buildings"; Florida Statute, Chapter 274 "Tangible Personal Property"; Florida Statute, Chapter 287 "Public Procurement"

Advisory Board

None

Benchmarking

Benchmark Data	Leon County	ICMA Mean (All Jurisdictions)	ICMA Median
\$ amount of Central Purchasing purchases per Central Purchasing FTE (millions)	\$20.2	\$14.8	\$8.6
% of Purchasing Conducted with Purchasing Card	3.9% in FY 08	5.16%	0.55%
% of internal service customers rating Purchasing as responding promptly to needs (2007 survey)*	99%	94.4%	96.5%
% of internal service customers rating Purchasing as providing a overall satisfactory service experience (2007 survey)*	97%	97%	100%

Benchmark Source: International City Management Association (ICMA) 2006 Center for Performance Management

*Internal survey of customers not conducted in FY08.

Performance Measures

Performance Measures	FY 2007 Actual	FY 2008 Actual	FY 2009 Estimate	FY 2010 Estimate
% of completed requisitions for purchase orders processed within 2 days of receipt	99%	100%	98%	98%
% of bids/RFPs processed within 45 work days of receipt of request	100%	100%	98%	98%
# of Purchase Orders Issued	2,830	2,598	3,000	3,010
\$ Volume of Purchase Orders Issued (millions)	\$55.5	\$58.6	\$35	\$35
\$ amount of Central Purchasing Office purchases per Central Purchasing FTE (2.75 FTE allocated) (millions)	\$20.2	\$21.13	\$12.7	\$12.7
# of Bids Issued	70	68	60	60
Purchasing Card Volume	\$2,080,466*	\$2,271,034*	\$2,400,000	\$2,600,000
Purchasing Card Rebate	\$8,322	\$9,084	\$9,350	\$9,300

*FY07 number updated from partial year volume to reflect the entire year. FY08 Actual is updated to reflect the availability of more data.

**Leon County Government
Fiscal Year 2010 Budget**

**Management Services
Purchasing - Procurement (001-140-513)**

Budgetary Costs	FY 2008 Actual	FY 2009 Adopted	FY 2010 Continuation	FY 2010 Issues	FY 2010 Budget	FY 2011 Budget
Personnel Services	252,340	256,111	263,958	-	263,958	272,363
Operating	12,373	20,523	20,373	-	20,373	20,373
Total Budgetary Costs	<u>264,713</u>	<u>276,634</u>	<u>284,331</u>	<u>-</u>	<u>284,331</u>	<u>292,736</u>

Funding Sources	FY 2008 Actual	FY 2009 Adopted	FY 2010 Continuation	FY 2010 Issues	FY 2010 Budget	FY 2011 Budget
001 General Fund	264,713	276,634	284,331	-	284,331	292,736
Total Revenues	<u>264,713</u>	<u>276,634</u>	<u>284,331</u>	<u>-</u>	<u>284,331</u>	<u>292,736</u>

Staffing Summary	FY 2008 Actual	FY 2009 Adopted	FY 2010 Continuation	FY 2010 Issues	FY 2010 Budget	FY 2011 Budget
Administrative Associate V	1.00	1.00	1.00	-	1.00	1.00
Dir of Purchasing	1.00	1.00	1.00	-	1.00	1.00
Purchasing Agent	1.00	1.00	1.00	-	1.00	1.00
Total Full-Time Equivalents (FTE)	<u>3.00</u>	<u>3.00</u>	<u>3.00</u>	<u>-</u>	<u>3.00</u>	<u>3.00</u>

Notes:

This program is recommended at an overall increased funding level due to personnel and service level enhancements. However, there are decreased costs associated with this program. The funding level adjustments for FY10 are as follows:

Increases to Program Funding Levels:

1. A 12% increase in employer contributions to health insurance as approved by the Board.
2. Personnel costs associated with employer contributions to retirement.

Decreases to Program Funding Levels:

1. Costs associated with workers' compensation.

**Leon County Government
Fiscal Year 2010 Budget**

Purchasing - Warehouse

Organizational Code: 001-141-513

Goal

The goal of the Warehouse Program is to procure, stock, and issue high turnover type items to facilitate the work routines of County departments.

Objectives

1. Issue supplies and materials from Warehouse and Office Supply Center inventories.
2. Procure materials and supplies for Warehouse, Office Supply Center, and County customers.
3. Provide forklift services for other departments.
4. Deliver inter-departmental, special, and U.S. mail to County facilities.
5. Process purchase requisitions for Fleet Management and Operations Divisions and provide back-up to Procurement as needed.
6. Assist County staff with identifying vendors and sourcing needed items.

Statutory Requirements

Leon County Board of County Commissioners Purchasing Policy, (revised 1/16/96); Minority Business Enterprise Policy, (revised 1/16/96); Florida Statute, Chapter 274 "Tangible Personal Property"; Florida Statute, Chapter 287 "Public Procurement"

Advisory Board

None

Benchmarking

Benchmark Data	Leon County	Benchmark
Inventory Turnover Rate	234%	150%
Annual inventory loss/gain (to measure operational accuracy)	-0.09%	Less than 1.5%+/-

Benchmark Sources: National Institute of Governmental Purchasing, Inc. (NIGP)

Performance Measures

Performance Measures	FY 2007 Actual	FY 2008 Actual	FY 2009 Estimate	FY 2010 Estimate
Cost per issuance	\$11.85	\$12.98	\$13.58	\$12.84
Operational cost as a % of total dollar value of issuances (expenses / \$ value of issuances)	34.6%	28.9%	39.2%	38.17%
# of issuances	16,913	16,114	15,350	16,200
\$ volume of issuances	\$578,145	\$723,848	\$530,275	\$545,000

**Leon County Government
Fiscal Year 2010 Budget**

**Management Services
Purchasing - Warehouse (001-141-513)**

Budgetary Costs	FY 2008 Actual	FY 2009 Adopted	FY 2010 Continuation	FY 2010 Issues	FY 2010 Budget	FY 2011 Budget
Personnel Services	199,360	201,415	203,431	18,730	222,161	228,886
Operating	2,791	3,971	3,971	-	3,971	3,971
Transportation	6,961	6,709	6,561	-	6,561	6,561
Total Budgetary Costs	<u>209,112</u>	<u>212,095</u>	<u>213,963</u>	<u>18,730</u>	<u>232,693</u>	<u>239,418</u>
Funding Sources	FY 2008 Actual	FY 2009 Adopted	FY 2010 Continuation	FY 2010 Issues	FY 2010 Budget	FY 2011 Budget
001 General Fund	209,112	212,095	213,963	18,730	232,693	239,418
Total Revenues	<u>209,112</u>	<u>212,095</u>	<u>213,963</u>	<u>18,730</u>	<u>232,693</u>	<u>239,418</u>
Staffing Summary	FY 2008 Actual	FY 2009 Adopted	FY 2010 Continuation	FY 2010 Issues	FY 2010 Budget	FY 2011 Budget
Materials Management Spec.	3.00	3.00	3.00	-	3.00	3.00
Warehouse Supervisor	1.00	1.00	1.00	-	1.00	1.00
Total Full-Time Equivalents (FTE)	<u>4.00</u>	<u>4.00</u>	<u>4.00</u>	<u>-</u>	<u>4.00</u>	<u>4.00</u>

Notes:

This program is recommended at an overall increased funding level due to personnel and service level enhancements. However, there are decreased costs associated with this program. The funding level adjustments for FY10 are as follows:

Increases to Program Funding Levels:

1. A 12% increase in employer contributions to health insurance as approved by the Board.
2. Personnel costs associated with a reclass of the Materials Management Specialist position to Contract Manager in the amount of \$18,730.
3. Vehicle repair costs in the amount of \$761.

Decreases to Program Funding Levels:

1. Costs associated with workers' compensation.
2. Vehicle coverage costs in the amount of \$76.
3. Fuel and oil costs in the amount of \$833.

Purchasing – Property Control

Organizational Code: 001-142-513

Goal

The goal of the Property Control Program is to create and maintain an exemplary records and management control program for the tangible personal property of Leon County.

Objectives

1. Create property control records on all new tangible personal property items.
2. Revise property control records to reflect transfers, deletions, and other actions.
3. Perform inventory of all tangible personal property and compile annual report of inventory for Board approval.
4. Reconcile physical inventory with property control records and update and revise Board tangible personal property policies and procedures.
5. Provide technical assistance to Property Custodians.
6. Provides program support for the procurement card program.

Statutory Requirements

Leon County Board of County Commissioners Tangible Personal Property Policy (revised 6/13/06); Florida Statute, Chapter 274 "Tangible Personal Property"; Florida Statute, Chapter 287 "Public Procurement"

Advisory Board

None

Performance Measures

Performance Measures*	FY 2007 Actual	FY 2008 Actual	FY 2009 Estimate	FY 2010 Estimate
Decrease the % of items not located in the annual inventory from the prior year (reflects percentage decrease in items missing from the prior year).	-200%	100%	10%	N/A**
# of New Assets Tagged	601	441	600	450
\$ Value of New Assets	\$4,310,832	\$5,007,488	\$4,600,000	\$4,100,000
# of Assets at Year End	5,682	5,889	6,200	5,980
Year End Total Asset Value (Millions)	\$37.4	\$39.9	\$42.4	\$43.5
# of Surplus Auctions	6	4	4	3
\$ Value of Auction Proceeds	\$327,537	\$448,214	\$342,000	\$340,000
Items Not Found In Inventory After 3 yrs - Deleted 3rd Year (Annual Inventory)	2	3	4	3

*Inventory and auction activity based on departmental activity. Data points are collected annually; therefore, there is no year to date data from which to forecast. Annual activity is not linear from prior years; therefore, forecasting methods are not practical.

**N/A represents the fact that there is currently no missing inventory.

**Leon County Government
Fiscal Year 2010 Budget**

**Management Services
Purchasing - Property Control (001-142-513)**

Budgetary Costs	FY 2008 Actual	FY 2009 Adopted	FY 2010 Continuation	FY 2010 Issues	FY 2010 Budget	FY 2011 Budget
Personnel Services	38,981	39,981	40,492	-	40,492	41,573
Operating	923	3,470	3,470	-	3,470	3,470
Transportation	1,425	1,681	1,022	-	1,022	1,022
Total Budgetary Costs	<u>41,329</u>	<u>45,132</u>	<u>44,984</u>	<u>-</u>	<u>44,984</u>	<u>46,065</u>
Funding Sources	FY 2008 Actual	FY 2009 Adopted	FY 2010 Continuation	FY 2010 Issues	FY 2010 Budget	FY 2011 Budget
001 General Fund	41,329	45,132	44,984	-	44,984	46,065
Total Revenues	<u>41,329</u>	<u>45,132</u>	<u>44,984</u>	<u>-</u>	<u>44,984</u>	<u>46,065</u>
Staffing Summary	FY 2008 Actual	FY 2009 Adopted	FY 2010 Continuation	FY 2010 Issues	FY 2010 Budget	FY 2011 Budget
Property Control Specialist	1.00	1.00	1.00	-	1.00	1.00
Total Full-Time Equivalents (FTE)	<u>1.00</u>	<u>1.00</u>	<u>1.00</u>	<u>-</u>	<u>1.00</u>	<u>1.00</u>

Notes:

This program is recommended at an overall decreased funding level due to personnel and service level reductions. However, there are increased costs associated with this program. The funding level adjustments for FY10 are as follows:

Decreases to Program Funding Levels:

1. Costs associated with workers' compensation.
2. Vehicle coverage and repair costs in the amount of \$349.
3. Fuel and oil costs in the amount of \$310.

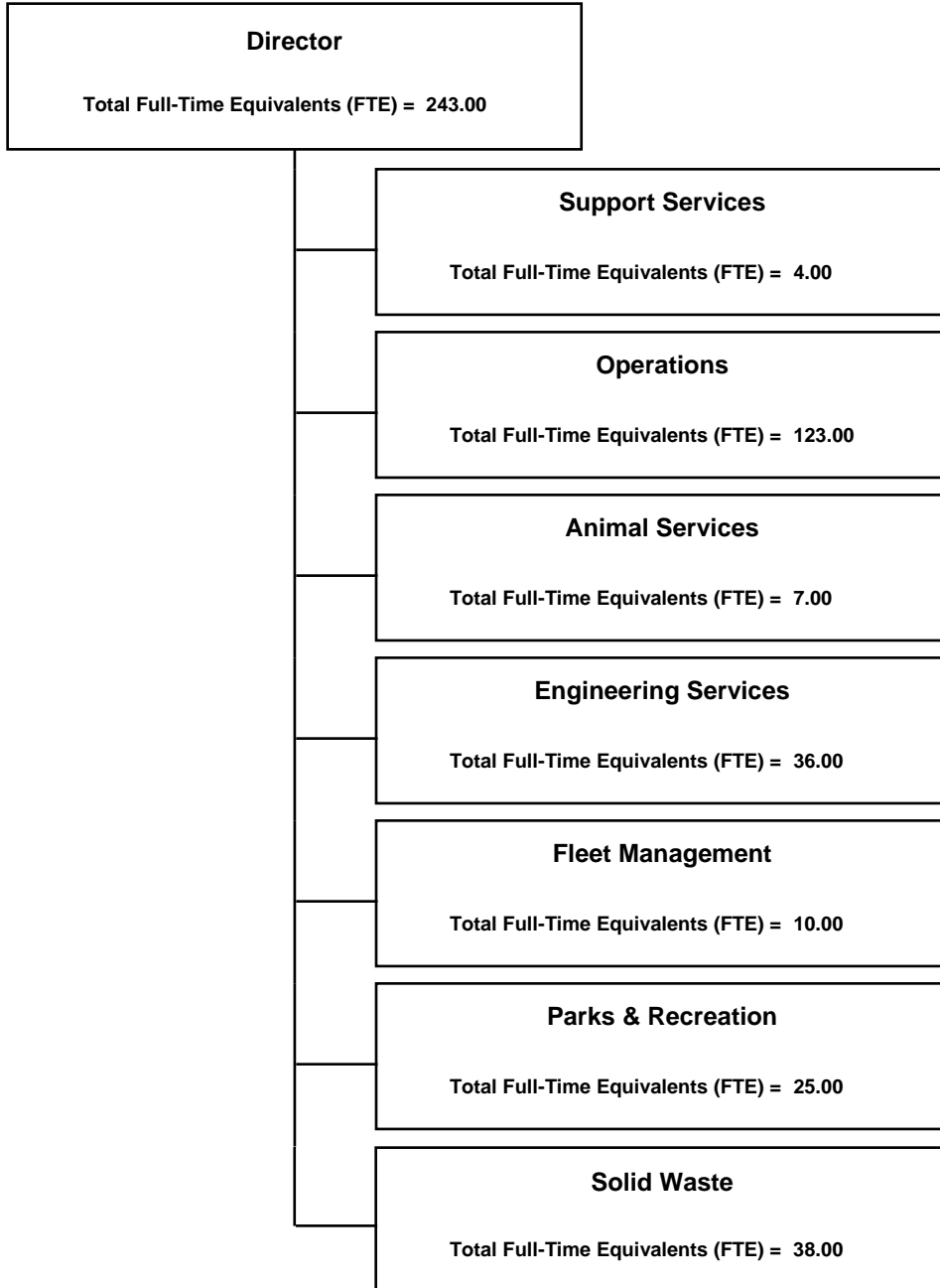
Increases to Program Funding Levels:

1. A 12% increase in employer contributions to health insurance as approved by the Board.

Public Works

Organizational Chart	10 - 2
Executive Summary	10 - 3
Public Works	10 - 4
Support Services	10 - 6
Operations	10 - 8
Animal Services	10 - 19
Engineering Services	10 - 23
Fleet Management	10 - 27
Parks & Recreation Services	10 - 29
Solid Waste	10 - 31

Public Works



Public Works

Executive Summary

The Public Works section of the Leon County FY 2009/2010 Annual Budget is comprised of Support Services, Animal Services, Engineering Services, Fleet Management, Operations, Parks and Recreation, and Solid Waste.

Support Services provides oversight, policy development, and coordination of departmental activities. The Operations Division manages programs that support transportation, roadside beautification, stormwater maintenance, and mosquito control. Animal Control provides humane education, prevention, and enforcement programs for the citizens and domestic animals of Leon County. Engineering Services provides services for the construction and maintenance of transportation and stormwater-related infrastructure. Fleet Management provides maintenance and repair of County-owned and operated vehicles. Parks and Recreation creates, maintains, and manages infrastructure and programs supporting recreation, parks, and open space. Solid Waste provides all residents of Leon County with quality solid waste disposal services.

HIGHLIGHTS

During FY 2009, the Public Works Department was restructured in an effort to achieve efficiency in service delivery and costs.

The Operations Division underwent significant changes which involved sunsetting the Alternative Stabilization program at the end of FY 2009 and merging the Mosquito Control Division. The Alternative Stabilization program was responsible for stabilizing eight miles of county maintained dirt roads through Open Grade Mix asphalt, stabilizing four miles of County maintained dirt roads through the process of chemical stabilization, and providing supervision for contract services for various activities on the County's dirt road system. The Transportation Maintenance program will assume the responsibility for maintaining those roads constructed under the program. Additionally, the Right-of-Way program, which is responsible for roadside beautification will take on roadside maintenance of the roads. Sunsetting the Alternative Stabilization program and the associated transfer of responsibilities is estimated to net a savings of \$211,896 for FY 2010 and at least \$350,000 in the outyears 2011 through 2014.

Mosquito Control's stormwater water maintenance function was merged during the FY 2009 budget development process. The remaining responsibilities of the Mosquito Control program which provides services and educational programs to protect public health and reduce human discomfort associated with large mosquito populations were merged with the Operation Division during FY 2009.

Animal Services is responsible for enforcing State and Local Ordinances concerning matters such as stray animals, rabies control, animal cruelty, and dangerous animals. Animal Services also provides training through the conduction of the animal bite prevention and safety program. In addition, this program administers the contract for St. Francis Wildlife. The division's contract amount for animal shelter charges increased by \$85,268 for FY 2010.

Engineering Services is responsible for providing the public with professional services for the construction and maintenance of infrastructure to enhance our community's quality of life. The division provides in-house design services for construction projects, performs design reviews, and inspects and performs quality control of new subdivision construction. Previously provided by a contractor, water quality monitoring services will be performed by Engineering Services in FY 2010. The County is projected to save \$51,821 in cost for FY 2010 and at least \$100,000 in outyears 2011 through 2014 as a result of this effort.

The Fleet Management Division is responsible for providing quality repairs and maintenance of vehicles and equipment for the Board of County Commissioners and all Constitutional Offices, excluding the Sheriff's Office. Fleet Management provides road and field service repairs on stationary equipment and disabled vehicles. In addition, Fleet Management continues to maintain the in-house fuel management reporting system. There are decreased costs in the FY 2010 fuel budget in the amount of \$237,327.

Parks and Recreation is responsible for providing safety, comfort, and convenience to the public through the creation, maintenance, and management of infrastructure and programs supporting recreation, parks, and open space. Parks and Recreation is also responsible for the maintenance of all county park facilities, including ball fields, boat landings, nature trails, greenways, and open spaces. In addition, Parks and Recreation facilitates the organization, promotion, and implementation of recreation programs and activities through community-based recreation. This division also provides and operates five multi-purpose community centers.

The Solid Waste Division is an integrated solid waste management system dedicated to excellent public service and responsible fiscal and environmental stewardship. The Solid Waste Management Facility is responsible for processing various types of waste: tire waste, electronic waste, and wood waste. Effective January 1, 2009 the Board entered into an Agreement with Marpan Recycling for the processing and recycling of all Class III materials under the County's control. All residuals from Marpan recycling are disposed at the County's Apalachee Solid Waste Management Facility. The Rural Waste Service Centers provide drop-off services for residents in unincorporated Leon County and administers drop off services for garbage, tires, yard trash, recyclables, electronics, automotive batteries, fluorescent tubes, and used motor oil. As a result of the contract, Solid Waste eliminated seven positions for a savings of \$284,550.

Transfer Station Operations provides a management facility for residential and commercial Class I solid waste and transportation and disposal of accepted waste to a regional landfill. Hazardous Waste provides household hazardous waste disposal services to the citizens of Leon County, processes hazardous and potentially hazardous material, and coordinates hazardous waste disposal collection events. Recycling Services and Education is responsible for promoting recycling and waste reduction through public education programs including brochures, television, website, and radio. Recycling Services is also responsible for operating and maintaining the Rural Waste Collection Centers' recycling programs, and hosting special events such as Earth Day, Compost Bin Sales, and America Recycles Day.

**Leon County Government
Fiscal Year 2010 Budget**

Public Works

Budgetary Costs	FY 2008 Actual	FY 2009 Adopted	FY 2010 Continuation	FY 2010 Issues	FY 2010 Budget	FY 2011 Budget
Personal Services	13,295,244	14,386,797	14,431,014	(307,153)	14,123,861	14,580,350
Operating	12,624,629	13,556,986	12,096,078	790,266	12,886,344	13,310,182
Transportation	2,327,165	2,434,591	2,181,175	(41,740)	2,139,435	2,142,435
Capital Outlay	108,255	50,000	42,550	60,000	102,550	43,470
General Fund	71,250	-	-	-	-	-
Transfers to Special Revenues	-	71,250	71,250	-	71,250	71,250
Total Budgetary Costs	28,426,543	30,499,624	28,822,067	501,373	29,323,440	30,147,687

Appropriations	FY 2008 Actual	FY 2009 Adopted	FY 2010 Continuation	FY 2010 Issues	FY 2010 Budget	FY 2011 Budget
Support Services	473,742	541,730	539,129	20,000	559,129	571,920
Operations	8,130,561	9,855,432	9,696,303	(83,531)	9,612,772	9,792,319
Animal Services	934,033	1,007,928	1,081,102	5,118	1,086,220	1,107,701
Engineering Services	3,092,877	3,338,382	3,367,682	(123,176)	3,244,506	3,272,617
Fleet Management	3,071,561	3,160,264	2,930,943	-	2,930,943	2,950,781
Mosquito Control	957,216	-	-	-	-	-
Parks & Recreation	2,218,537	2,184,767	2,177,730	63,675	2,241,405	2,341,389
Solid Waste	9,548,016	10,411,121	9,029,178	619,287	9,648,465	10,110,960
Total Budget	28,426,543	30,499,624	28,822,067	501,373	29,323,440	30,147,687

Funding Sources	FY 2008 Actual	FY 2009 Adopted	FY 2010 Continuation	FY 2010 Issues	FY 2010 Budget	FY 2011 Budget
001 General Fund	71,250	-	-	-	-	-
106 Transportation Trust	7,803,758	8,478,002	9,817,160	168,631	9,985,791	10,168,548
122 Mosquito Control	920,387	638,651	573,712	(10,535)	563,177	573,451
123 Stormwater Utility	3,930,251	4,618,891	3,212,242	(344,803)	2,867,439	2,894,857
140 Municipal Service	3,081,320	3,192,695	3,258,832	68,793	3,327,625	3,449,090
401 Solid Waste	9,548,016	10,411,121	9,029,178	619,287	9,648,465	10,110,960
505 Motor Pool	3,071,561	3,160,264	2,930,943	-	2,930,943	2,950,781
Total Revenues	28,426,543	30,499,624	28,822,067	501,373	29,323,440	30,147,687

Staffing Summary	FY 2008 Actual	FY 2009 Adopted	FY 2010 Continuation	FY 2010 Issues	FY 2010 Budget	FY 2011 Budget
Animal Services	7.00	7.00	7.00	-	7.00	7.00
Engineering Services	38.00	36.00	36.00	-	36.00	36.00
Fleet Management	11.00	10.00	10.00	-	10.00	10.00
Mosquito Control	21.00	-	-	-	-	-
Operations	115.00	133.00	123.00	-	123.00	133.00
Parks & Recreation	25.00	25.00	25.00	-	25.00	25.00
Solid Waste	47.00	47.00	45.00	(7.00)	38.00	38.00
Support Services	4.00	4.00	4.00	-	4.00	4.00
Total Full-Time Equivalents (FTE)	268.00	262.00	250.00	(7.00)	243.00	253.00

OPS Staffing Summary	FY 2008 Actual	FY 2009 Adopted	FY 2010 Continuation	FY 2010 Issues	FY 2010 Budget	FY 2011 Budget
Mosquito Control	1.00	-	-	-	-	-
Operations	1.00	2.00	2.00	-	2.00	2.00
Solid Waste	2.00	2.00	2.00	-	2.00	2.00
Total OPS Full-Time Equivalents (FTE)	4.00	4.00	4.00	-	4.00	4.00

Public Works

Note:

Historically, the County has had a separate budgeted reserve account. During the fiscal year the County would realign the funds from the reserve account to the individual budgets as needed. Due to employees not receiving raises in FY10, the FY09 budgeted salary contingency dollars were realigned to division budgets as if the contingency had been budgeted directly in division salary accounts. This was done to more accurately display the year-to-year variance in division budgets with consideration to budgeted personnel expenses. This adjustment did not change the FY09 adopted budget figure. In future years, projected salary adjustments will be directly budgeted in division accounts, and the salary contingency reserve account will no longer be utilized.

Public Works – Support Services

Organizational Code: 106-400-541

Goal

The goal of the Department of Public Works and Support Services is to effectively serve the residents of Leon County by planning, developing, and maintaining quality infrastructure. This is accomplished by delivering environmentally sensitive and cost-effective products and services in order to achieve a high quality of life that includes health and safety, human comfort, and convenience.

Objectives

1. Provides oversight, monitoring, policy development and coordination of the eight divisions and 20 budget programs within the Department.
2. Coordinates the department-wide submission of the Annual Budget and Capital Improvement Program and manages capital improvement projects.
3. Coordinates Board meeting agenda items and other related correspondence.
4. Coordinates department travel requests and expense reports.
5. Provides quality control relative to approximately 265 employee's annual appraisals, in addition to quarterly purchasing card audits.
6. Provides records management for entire department.

Statutory Requirements

Florida Statute, Chapter 119 "Public Records Law"; *Leon County Code of Laws, Chapter 10 "Comprehensive Plan" ; Safe, Accountable, Flexible, Efficient Transportation Equity Act: A Legacy for Users (SAFETEA-LU); Florida Constitution Article 12 (9)(c)(5); Florida Statute 206.47(7); Florida Statute 206.875; Florida Statute 206.60; Florida Statute 336.021; Florida Statute 336.025

Advisory Board

Capital Regional Transportation Planning Agency (CRTPA) Transportation Technical Advisory Committee; Transportation Planning Advisory Committee; Florida Department of Transportation; Blueprint 2000 Technical Coordinating Committee; Development Review Committee

**Leon County Government
Fiscal Year 2010 Budget**

**Public Works
Support Services (106-400-541)**

Budgetary Costs	FY 2008 Actual	FY 2009 Adopted	FY 2010 Continuation	FY 2010 Issues	FY 2010 Budget	FY 2011 Budget
Personal Services	350,528	408,022	406,612	-	406,612	419,403
Operating	123,214	133,708	132,058	20,000	152,058	152,058
Transportation	-	-	459	-	459	459
Total Budgetary Costs	473,742	541,730	539,129	20,000	559,129	571,920

Funding Sources	FY 2008 Actual	FY 2009 Adopted	FY 2010 Continuation	FY 2010 Issues	FY 2010 Budget	FY 2011 Budget
106 Transportation Trust	473,742	541,730	539,129	20,000	559,129	571,920
Total Revenues	473,742	541,730	539,129	20,000	559,129	571,920

Staffing Summary	FY 2008 Actual	FY 2009 Adopted	FY 2010 Continuation	FY 2010 Issues	FY 2010 Budget	FY 2011 Budget
Asst to the Public Works Dir	1.00	1.00	1.00	-	1.00	1.00
Director of Public Works	1.00	1.00	1.00	-	1.00	1.00
Records Manager	1.00	1.00	1.00	-	1.00	1.00
Sr. Administrative Associate	1.00	1.00	1.00	-	1.00	1.00
Total Full-Time Equivalentents (FTE)	4.00	4.00	4.00	-	4.00	4.00

Notes:

This program is recommended at an overall increased funding level. However, there are decreased costs associated with this program. The funding level adjustments for FY10 are as follows:

Increases to Program Funding Levels:

1. Contracts or other obligations for continuity of services in the amount of \$20,000 for the Capital Regional Transportation Planning Association, Transportation Disadvantaged Program. This is a funding realignment of dollars previously budgeted in contingency reserves for the Transportation Disadvantage Program.
2. A 12% increase in employer contributions to health insurance as approved by the Board.

Decreases to Program Funding Levels:

1. Decreased costs associated with workers' compensation.

**Leon County Government
Fiscal Year 2010 Budget**

**Public Works
Operations Summary**

Budgetary Costs	FY 2008 Actual	FY 2009 Adopted	FY 2010 Continuation	FY 2010 Issues	FY 2010 Budget	FY 2011 Budget
Personal Services	5,237,816	6,709,621	6,758,996	(56,827)	6,702,169	6,923,576
Operating	1,582,086	1,641,991	1,602,619	58,036	1,660,655	1,618,795
Transportation	1,292,359	1,493,820	1,334,688	(84,740)	1,249,948	1,249,948
Capital Outlay	18,300	10,000	-	-	-	-
Total Budgetary Costs	8,130,561	9,855,432	9,696,303	(83,531)	9,612,772	9,792,319

Appropriations	FY 2008 Actual	FY 2009 Adopted	FY 2010 Continuation	FY 2010 Issues	FY 2010 Budget	FY 2011 Budget
Alternative Stabilization (106-438-541)	855,452	897,982	878,139	(878,139)	-	-
Mosquito Control (122-216-562)	899,518	603,651	538,712	(10,535)	528,177	538,451
Mosquito Control Grant (122-214-562)	20,869	35,000	35,000	-	35,000	35,000
Right-Of-Way Management (106-432-541)	1,253,052	1,418,523	1,893,378	112,526	2,005,904	2,053,255
Stormwater Maintenance (123-433-538)	2,585,605	4,164,226	2,755,612	63,827	2,819,439	2,844,857
Transportation Maintenance (106-431-541)	2,516,065	2,736,050	3,595,462	628,790	4,224,252	4,320,756
Total Budget	8,130,561	9,855,432	9,696,303	(83,531)	9,612,772	9,792,319

Funding Sources	FY 2008 Actual	FY 2009 Adopted	FY 2010 Continuation	FY 2010 Issues	FY 2010 Budget	FY 2011 Budget
106 Transportation Trust	4,624,569	5,052,555	6,366,979	(136,823)	6,230,156	6,374,011
122 Mosquito Control	920,387	638,651	573,712	(10,535)	563,177	573,451
123 Stormwater Utility	2,585,605	4,164,226	2,755,612	63,827	2,819,439	2,844,857
Total Revenues	8,130,561	9,855,432	9,696,303	(83,531)	9,612,772	9,792,319

Staffing Summary	FY 2008 Actual	FY 2009 Adopted	FY 2010 Continuation	FY 2010 Issues	FY 2010 Budget	FY 2011 Budget
Alternative Stabilization (106-438-541)	10.00	10.00	-	(10.00)	(10.00)	-
Mosquito Control (122-216-562)	6.00	5.00	5.00	-	5.00	5.00
Right-Of-Way Management (106-432-541)	22.00	22.00	28.00	2.00	30.00	30.00
Stormwater Maintenance (123-433-538)	46.00	65.00	42.00	-	42.00	42.00
Transportation Maintenance (106-431-541)	31.00	31.00	48.00	8.00	56.00	56.00
Total Full-Time Equivalents (FTE)	115.00	133.00	123.00	-	123.00	133.00

OPS Staffing Summary	FY 2008 Actual	FY 2009 Adopted	FY 2010 Continuation	FY 2010 Issues	FY 2010 Budget	FY 2011 Budget
Mosquito Control (122-216-562)	1.00	1.00	1.00	-	1.00	1.00
Stormwater Maintenance (123-433-538)	-	1.00	1.00	-	1.00	1.00
Total OPS Full-Time Equivalents (FTE)	1.00	2.00	2.00	-	2.00	2.00

Operations – Transportation Maintenance

Organizational Code: 106-431-541

Goal

The goal of the Public Works, Division of Operations Transportation Program is to provide for the safety, comfort, and convenience of the public by creating, maintaining, and managing infrastructure and programs supporting transportation, roadside beautification, and stormwater maintenance. This is accomplished through cost effective, environmentally sensitive, and aesthetically pleasing products and services.

Objectives

1. Responsible for the creation, maintenance, management, and preservation of functional, safe, and effective transportation systems for the citizens of Leon County and its visitors.
2. Provides pothole patching and major asphalt repairs.
3. Provides dirt road grading, stabilization, and ditch maintenance.
4. Provides street sign installation and repair.
5. Provides supervision of contract services for various activities on over 659 miles of County roadways.
6. Provides grading and repairs on private dirt roads to citizens through Leon County's Private Dirt Road Repair Program.
7. Provides paved road repairs on private paved roads to citizens through Leon County's Private Paved Road Repair Program.
8. Provides pavement marking installations.
9. Provides Open Grade Mix resurfacing.
10. Provides Open Grade Mix pothole patching and major repairs.
11. Provides Hydro-cleaning to maintain porosity of Open-Grade Mix roads.
12. Responds to service requests from citizens and internal customers.

Statutory Requirements

Florida Statute, Chapter 125.01(1)(m) "Streets and Roads" *Chapter 334.03(7), 336.01 "County Road System"; *Leon County Code of Laws, Chapter 16 "Streets, Roads, and Public Ways"; and *Comprehensive Plan, Section II "Transportation" *Section III "Utilities" *Section IV "Conservation" *Section V "Recreation" *Section IX "Capital Improvements"

Advisory Board

None

Benchmarking

Benchmark Data	2007-2008 Leon County Actual Production MH/Unit	Benchmark (FDOT Production) (Standard)
Major Plant Mix Patching (Hand) ¹	3.477 man hours/ton	7.497 man hours/ton
Pothole Patching ¹	4.829 man hours/ton	7.497 man hours/ton
Major Plant Mix Patching (Mechanical) ²	1.515 man hours/ton	1.776 man hours/ton
Signs (ground signs 30 sq. ft. or less)	.524 man hours/sign	.595 man hours/sign
Open-Grade Mix Major Repair Patching (Mechanical) ^{2,3}	0	1.776 man hours/ton
Open-Grade Mix Pothole Patching ^{1,3}	0	7.497 man hours/ton

Benchmark Sources: Florida Department of Transportation Maintenance Management Systems Manual.

Notes:

1. FDOT has combined its Major Plant Mix Patching (Hand) and Pothole Patching into one activity.
2. FDOT utilizes a 7-man crew to perform Major (Mechanical) Plant Mix Patching and Leon County uses a 5-man crew to perform this activity.
3. At the end of FY09, the Alternative Stabilization Program will sunset. As a result, all future maintenance activities associated with Open-Grade Mix roads will be maintained within the Transportation Program. There is currently insufficient data to provide "Actual Production MH/Units" for 2007-2008.

Performance Measure

Performance Measures	FY 2007 Actual	FY 2008 Actual	FY 2009 Estimate	FY 2010 Estimate
Perform 1,250 tons/year of major asphalt repairs	1,067	1,508	1,200	1,250
Perform 1,000 tons/year asphalt/pothole patching	1,154	1,072	1,000	1,000
Install and repair 7,000 sign panels annually ¹	5,470	6,187	7,000	7,000
Install and refurbish 75,000 sq. ft. of pavement markings and symbols with plastic	75,819	35,839	75,000	75,000
Respond to 90% of work orders within three (3) weeks	90%	85%	90%	90%
Grade County maintained dirt roads on a 15 day cycle	100%	100%	15 days	15 days
Performs 500 tons of major repairs Open-grade mix annually ²	N/A	N/A	N/A	500
Performs 200 tons of Open-grade mix pothole patching annually ²	N/A	N/A	N/A	200
Performs resurfacing on 5 miles of Open-Grade Mix roads annually. ²	N/A	N/A	N/A	5

Notes:

1. For FY09, an additional sign crew is being added to compensate for increasing demands from other departments and agencies for utilization of variable message boards and the construction of specialty signs and banners.
2. At the end of FY09, the Alternative Stabilization Program will sunset. As a result, all future maintenance activities associated with Open-Grade Mix roads will be maintained within the Transportation Program.

**Leon County Government
Fiscal Year 2010 Budget**

**Public Works
Operations - Transportation Maintenance (106-431-541)**

Budgetary Costs	FY 2008 Actual	FY 2009 Adopted	FY 2010 Continuation	FY 2010 Issues	FY 2010 Budget	FY 2011 Budget
Personal Services	1,477,524	1,700,263	2,489,665	391,540	2,881,205	2,977,709
Operating	793,382	783,828	783,124	53,843	836,967	836,967
Transportation	245,159	251,959	322,673	183,407	506,080	506,080
Total Budgetary Costs	2,516,065	2,736,050	3,595,462	628,790	4,224,252	4,320,756
Funding Sources	FY 2008 Actual	FY 2009 Adopted	FY 2010 Continuation	FY 2010 Issues	FY 2010 Budget	FY 2011 Budget
106 Transportation Trust	2,516,065	2,736,050	3,595,462	628,790	4,224,252	4,320,756
Total Revenues	2,516,065	2,736,050	3,595,462	628,790	4,224,252	4,320,756
Staffing Summary	FY 2008 Actual	FY 2009 Adopted	FY 2010 Continuation	FY 2010 Issues	FY 2010 Budget	FY 2011 Budget
Administrative Associate IV	1.00	1.00	1.00	-	1.00	1.00
Asst Dir Oper/ Drng Fac Sup	-	-	1.00	-	1.00	1.00
Crew Chief I	3.00	3.00	4.00	-	4.00	4.00
Crew Chief II	-	-	1.00	2.00	3.00	3.00
Director of Operations	1.00	1.00	1.00	-	1.00	1.00
Equipment Operator	1.00	1.00	6.00	3.00	9.00	9.00
Heavy Equipment Operator	5.00	5.00	7.00	2.00	9.00	9.00
In-Mate Supervisor	-	-	-	1.00	1.00	1.00
Maint. & Const. Supervisor	1.00	1.00	2.00	-	2.00	2.00
Maintenance Repair Technician	5.00	5.00	7.00	-	7.00	7.00
Maintenance Technician	4.00	4.00	8.00	-	8.00	8.00
Roadway Superintendent	1.00	1.00	-	-	-	-
Service Worker	1.00	1.00	-	-	-	-
Sr. Administrative Associate	1.00	1.00	1.00	-	1.00	1.00
Traffic Services Supervisor	1.00	1.00	1.00	-	1.00	1.00
Traffic Sign Technician	5.00	5.00	7.00	-	7.00	7.00
Work Control Coordinator	1.00	1.00	1.00	-	1.00	1.00
Total Full-Time Equivalentents (FTE)	31.00	31.00	48.00	8.00	56.00	56.00

Notes:

This program is recommended at an overall increased funding level due to personnel and service level enhancements. The funding level adjustments for FY10 are as follows:

Increases to Program Funding Levels:

1. Costs associated with the Public Works Department reorganization in the amount of \$825,592. Alternatively, savings are realized in the Alternative Stabilization Program (see program sheet for detail, page 10-13).
2. Costs associated with the FY09 sunseting of the Alternative Stabilization program in the amount of \$579,675. In FY10, Transportation will begin maintaining the roads constructed under the program.
3. Contracts or other obligations for continuity of services in the amount of \$44,246.
4. A 12% increase in employer contributions to health insurance as approved by the Board.

Operations – Right of Way Management

Organizational Code: 106-432-541

Goal

The goal of the Public Works, Division of Operations Right-of-Way Management Program is to provide for the safety, comfort, and convenience of the public by managing programs that support transportation, roadside beautification, and stormwater maintenance.

Objectives

1. Provide roadside maintenance on over 659 miles of County roadways.
2. Meet the objectives and goals set forth in the Canopy Road Management Plan.
3. Review tree removal requests and prune or remove high risk trees and noxious plants.
4. Management of the Roadside Beautification Program including the Adopt-A-Tree, Adopt-A-Road, and Tree Bank programs.
5. Litter control and roadside mowing to enhance the functionality, safety, and effectiveness of the roadside environment for vehicular and pedestrian traffic.
6. Perform Clear Zone maintenance to provide a safe recovery area along roadways.
7. Respond to service requests from citizens and internal customers.

Statutory Requirements

Florida Statute, Chapter 125.01(1)(m) "General Authority Over Streets, Roads, etc"; *Chapter 334.03(7), 336.01 et seq. "County Road System" *Comprehensive Plan, Policy 3.3.2 "Implementation of Urban Forest Management Goals" & "Canopy Roads Management Plan-Development and Implementation".

Advisory Board

Canopy Roads Citizen Committee; Tree and Wildlife Committee.

Benchmarking

Benchmark Data	2007-2008 Leon County Actual Production MH/Unit	Benchmark (FDOT Production) (Standard)
Clear Zone Maintenance ¹	106 man hours/acre	64 man hours/acre
Right-of-Way Mowing	0.57 man hours/acre	0.65 man hours/acre
Landscaped Area Maintenance ²	8.3 man hours/acre	46 man hours/acre

Benchmark Source: Florida Department of Transportation Maintenance Management Systems Manual.

Notes:

1. Clear Zone Maintenance on Leon County roads requires more time to perform due to restrictive right-of-ways and crews having to work in close proximity to the roadway and vehicular traffic. Additionally, Leon County performs a higher level of service through the utilization of power equipment and pruning based upon Certified Arborist techniques. The FDOT Standard being used to benchmark this activity has been changed. However, for the reasons given above, the old standard continues to be the most applicable to the service activity provided by Leon County.
2. Leon County utilizes inmate labor to perform Landscaped Area Maintenance. Leon County inmate labor hours are not factored into performance measures. However, when the hours are factored in, the County's man hour per unit ratio closely matches that of FDOT.

Performance Measures

Performance Measures	FY 2007 Actual	FY 2008 Actual	FY 2009 Estimate	FY 2010 Estimate
Increase the number of Adopt-a-Road litter control groups by 2% over the prior year	-30	-8	2	2
Inspect and remove high risk wood on 58 miles of Canopy Roads every three (3) years with an annual average of 19.3 miles	10.25	8.25	19	19
Perform clear zone maintenance on 50 shoulder miles	42	36.8	50	50
Pick up litter on 500 miles of roads five (5) times per year (Goal: 2,500 mi)	3,325	2,978	2,500	2,500
Maintain 20.5 acres of landscaped area 12 times per year (Goal: 246 acres) ¹	73	265	207	246
Respond to 90% of work orders within three (3) weeks	98%	91%	90%	90%
Mow 500 miles, five (5) times during the mowing season (Goal: 2,500 mi)	2,315	2,158	2,500	2,500

Notes:

1. The landscaped area maintenance has increased due to the construction of several sidewalks and medians since last year.

**Leon County Government
Fiscal Year 2010 Budget**

**Public Works
Operations - Right-Of-Way Management (106-432-541)**

Budgetary Costs	FY 2008 Actual	FY 2009 Adopted	FY 2010 Continuation	FY 2010 Issues	FY 2010 Budget	FY 2011 Budget
Personal Services	941,475	1,079,525	1,388,472	84,322	1,472,794	1,520,145
Operating	112,022	141,351	264,388	28,204	292,592	292,592
Transportation	199,555	197,647	240,518	-	240,518	240,518
Total Budgetary Costs	1,253,052	1,418,523	1,893,378	112,526	2,005,904	2,053,255
Funding Sources	FY 2008 Actual	FY 2009 Adopted	FY 2010 Continuation	FY 2010 Issues	FY 2010 Budget	FY 2011 Budget
106 Transportation Trust	1,253,052	1,418,523	1,893,378	112,526	2,005,904	2,053,255
Total Revenues	1,253,052	1,418,523	1,893,378	112,526	2,005,904	2,053,255
Staffing Summary	FY 2008 Actual	FY 2009 Adopted	FY 2010 Continuation	FY 2010 Issues	FY 2010 Budget	FY 2011 Budget
Administrative Associate IV	1.00	1.00	1.00	-	1.00	1.00
Work Program Crew Chief	2.00	2.00	2.00	-	2.00	2.00
Crew Chief	2.00	2.00	2.00	-	2.00	2.00
Crew Chief I	2.00	2.00	2.00	-	2.00	2.00
Equipment Operator	4.00	4.00	4.00	1.00	5.00	5.00
Heavy Equipment Operator	-	-	1.00	-	1.00	1.00
In-Mate Supervisor	2.00	2.00	3.00	1.00	4.00	4.00
Maintenance Technician	4.00	4.00	7.00	-	7.00	7.00
R-O-W Maintenance Supervisor	1.00	1.00	-	-	-	-
R-O-W Mgmt. Superintendent	1.00	1.00	1.00	-	1.00	1.00
Service Worker	3.00	3.00	2.00	-	2.00	2.00
Sr. Maintenance Technician	-	-	1.00	-	1.00	1.00
R-O-W Management Supervisor	-	-	2.00	-	2.00	2.00
Total Full-Time Equivalents (FTE)	22.00	22.00	28.00	2.00	30.00	30.00

Notes:

This program is recommended at an overall increased funding level due to personnel and service level enhancements. The funding level adjustments for FY10 are as follows:

Increases to Program Funding Levels:

1. Costs associated with Public Works Department reorganization in the amount of \$474,852.
2. Costs associated with the FY09 sunsetting of the Alternative Stabilization program in the amount of \$112,526. In FY10, ROW will begin maintaining the roadsides.
3. A 12% increase in employer contributions to health insurance as approved by the Board.

**Leon County Government
Fiscal Year 2010 Budget**

**Public Works
Operations - Alternative Stabilization (106-438-541)**

Budgetary Costs	FY 2008 Actual	FY 2009 Adopted	FY 2010 Continuation	FY 2010 Issues	FY 2010 Budget	FY 2011 Budget
Personal Services	503,126	522,293	521,403	(521,403)	-	-
Operating	46,885	91,153	88,589	(88,589)	-	-
Transportation	305,441	284,536	268,147	(268,147)	-	-
Total Budgetary Costs	<u>855,452</u>	<u>897,982</u>	<u>878,139</u>	<u>(878,139)</u>	<u>-</u>	<u>-</u>
Funding Sources	FY 2008 Actual	FY 2009 Adopted	FY 2010 Continuation	FY 2010 Issues	FY 2010 Budget	FY 2011 Budget
106 Transportation Trust	855,452	897,982	878,139	(878,139)	-	-
Total Revenues	<u>855,452</u>	<u>897,982</u>	<u>878,139</u>	<u>(878,139)</u>	<u>-</u>	<u>-</u>
Staffing Summary	FY 2008 Actual	FY 2009 Adopted	FY 2010 Continuation	FY 2010 Issues	FY 2010 Budget	FY 2011 Budget
Crew Chief II	2.00	2.00	-	(2.00)	(2.00)	-
Equipment Operator	4.00	4.00	-	(4.00)	(4.00)	-
Heavy Equipment Operator	2.00	2.00	-	(2.00)	(2.00)	-
In-Mate Supervisor	2.00	2.00	-	(2.00)	(2.00)	-
Total Full-Time Equivalentents (FTE)	<u>10.00</u>	<u>10.00</u>	<u>-</u>	<u>(10.00)</u>	<u>(10.00)</u>	<u>-</u>

Notes:

This program is recommended at an overall decreased funding level due to personnel and service level reductions. The funding level adjustments for FY10 are as follows:

Decreases to Program Funding Levels:

1. Costs associated with the program sunsetting in FY09 in the amount \$878,139. In FY10, Transportation Maintenance will begin maintaining the roads constructed under the program. Net savings are projected at \$211,896 in FY10 and at least \$350,000 in the outyears 2011 through 2014.

**Leon County Government
Fiscal Year 2010 Budget**

Operations – Stormwater Maintenance

Organizational Code: 123-433-538/123-213-562

Goal

The goal of the Public Works, Division of Operations Stormwater Maintenance Program is to provide for the safety, comfort and convenience of the public by creating, maintaining and managing infrastructure and programs supporting transportation, roadside beautification, and stormwater maintenance.

Objectives

1. Maintaining and retrofitting open and enclosed County-owned drainage systems providing for water quality and rate control.
2. Protect citizens against personal injury and private property loss, as well as Leon County from financial loss associated with stormwater runoff.
3. Provides silt removal from open ditches, enclosed stormwater pipe maintenance (mechanically and by hand labor), and major and minor shoulder repairs.
4. To sod, hydromulch, seed and hay shoulders, front slopes, back slopes and ditches.
5. Responds to service requests from citizens and internal customers.
6. Provides bridge and guardrail maintenance.
7. Construction and repair of concrete structures (i.e. concrete ditch block, concrete ditch pavement, inlets, curbs, and head walls.)
8. Conduct routine maintenance such as mowing, tree trimming, and fence repair on stormwater ponds and conveyances.
9. Remove and replace stormwater pond filter systems to ensure proper treatment of stormwater.
10. Repair and stabilize stormwater ponds and conveyances to prevent erosion and future damage to the facility.
11. Conduct inspections of stormwater ponds and conveyance systems to ensure compliance with environmental permits.

Statutory Requirements

Comprehensive Plan: Section II - Transportation; Section III - Utilities; Section IX - Capital Improvements; Federal Non-Point Discharge Elimination System (NPDES) regulations set forth in Section 40 CFR 122.26; State Water Policy: Florida Administrative Code Chapter 62; Rule 62-40.432(2)(c), FAC; Leon County Code of Ordinances, Chapter 10, Article VII, City of Tallahassee Land Development Code, Chapter 5, Section 5-57

Advisory Board

None

Benchmarking

Benchmark Data	2007-2008 Leon County Actual Production MH/Unit	Benchmark (FDOT Production) (Standard)
Shoulder Repair (rework non-paved) ¹	27.494 man hrs/acre	23.714 man hrs/acre
Cleaning of Drainage Pipes (Mechanical) ¹	0.200 man hrs/linear ft.	0.118 man hrs/linear ft.
Cleaning and Reshaping Roadside Ditches ²	0.064 man hrs/linear ft.	0.086 man hrs/linear ft.

Benchmark Source: Florida Department of Transportation Maintenance Management Systems Manual.

Notes:

1. The differential in MH/Unit is due primarily to FDOT's wider and longer right-of-ways. This results in FDOT completing more acres per day, due to not having to move between smaller projects. Also, Leon County maintains drainage pipes on dirt roads, which tends to take longer to clean than those on paved roads.
2. Roadside ditches in Leon County are narrower than those on FDOT roadways. The result is more linear feet of County ditches cleaned per day.

Performance Measures

Performance Measures	FY 2007 Actual	FY 2008 Actual	FY 2009 Estimate	FY 2010 Estimate
1. Respond to 90% of work order requests within six weeks	95%	89%	90%	90%
2. Clean and reshape 225,000 feet/year of roadside ditches annually	333,305	257,477	225,000	225,000
3. Repair 130 miles/year of shoulders annually	143.10	125.91	130	130
4. Sod 11 miles of ditches annually	7.41	11.58	11	11
5. Clean 19,000 feet of drainage pipes annually	22,757	25,701	19,000	19,000
6. % of ponds mowed two times annually per County Operating Permit requirements ¹	36%	61%	90%	90%
7. % of conveyance systems mowed two times annually per County Operating Permit Standard	15%	44%	90%	90%

Notes:

1. Beginning in FY09, the measure for ponds mowed was changed from three times annually to two times annually per Leon County's Stormwater Operating Permit Standards.

**Leon County Government
Fiscal Year 2010 Budget**

**Public Works
Operations - Stormwater Maintenance (123-433-538)**

Budgetary Costs	FY 2008 Actual	FY 2009 Adopted	FY 2010 Continuation	FY 2010 Issues	FY 2010 Budget	FY 2011 Budget
Personal Services	1,934,504	3,040,900	2,031,317	4,529	2,035,846	2,103,124
Operating	200,825	438,198	279,597	59,298	338,895	297,035
Transportation	450,276	675,128	444,698	-	444,698	444,698
Capital Outlay	-	10,000	-	-	-	-
Total Budgetary Costs	<u>2,585,605</u>	<u>4,164,226</u>	<u>2,755,612</u>	<u>63,827</u>	<u>2,819,439</u>	<u>2,844,857</u>

Funding Sources	FY 2008 Actual	FY 2009 Adopted	FY 2010 Continuation	FY 2010 Issues	FY 2010 Budget	FY 2011 Budget
123 Stormwater Utility	2,585,605	4,164,226	2,755,612	63,827	2,819,439	2,844,857
Total Revenues	<u>2,585,605</u>	<u>4,164,226</u>	<u>2,755,612</u>	<u>63,827</u>	<u>2,819,439</u>	<u>2,844,857</u>

Staffing Summary	FY 2008 Actual	FY 2009 Adopted	FY 2010 Continuation	FY 2010 Issues	FY 2010 Budget	FY 2011 Budget
Administrative Associate III	1.00	1.00	1.00	-	1.00	1.00
Asst Dir Oper/ Drng Fac Sup	1.00	1.00	-	-	-	-
Crew Chief I	2.00	2.00	1.00	-	1.00	1.00
Crew Chief II	5.00	8.00	6.00	-	6.00	6.00
Equipment Operator	15.00	15.00	12.00	-	12.00	12.00
Heavy Equipment Operator	4.00	4.00	1.00	-	1.00	1.00
In-Mate Supervisor	1.00	4.00	3.00	-	3.00	3.00
Maint. & Const. Supervisor	2.00	2.00	2.00	-	2.00	2.00
Maintenance Repair Technician	2.00	2.00	-	-	-	-
Maintenance Technician	12.00	19.00	12.00	-	12.00	12.00
Service Worker	-	-	2.00	-	2.00	2.00
Sr. Maintenance Technician	-	4.00	-	-	-	-
Stormwater Dredging Supervisor	-	1.00	-	-	-	-
Stormwater Superintendent	-	1.00	1.00	-	1.00	1.00
Work Control Coordinator	1.00	1.00	1.00	-	1.00	1.00
Total Full-Time Equivalents (FTE)	<u>46.00</u>	<u>65.00</u>	<u>42.00</u>	<u>-</u>	<u>42.00</u>	<u>42.00</u>

OPS Staffing Summary	FY 2008 Actual	FY 2009 Adopted	FY 2010 Continuation	FY 2010 Issues	FY 2010 Budget	FY 2011 Budget
Stormwater Consolidated OPS	-	1.00	1.00	-	1.00	1.00
Total OPS Full-Time Equivalents (FTE)	<u>-</u>	<u>1.00</u>	<u>1.00</u>	<u>-</u>	<u>1.00</u>	<u>1.00</u>

Notes:

This program is recommended at an overall decreased funding level due to personnel and service level reductions. However, there are increased costs associated with this program. The funding level adjustments for FY10 are as follows:

Decreases to Program Funding Levels:

1. Costs associated with Public Works Department Reorganization in the amount of \$1,344,787.

Increases to Program Funding Levels:

1. Position reclasses effective October 1, 2009 in the amount of \$4,529.
2. Contracts or other obligations for continuity of services such as street sweeping and maintenance and operating permits in the amount of \$59,298.
3. A 12% increase in employer contributions to health insurance as approved by the Board.

Operations - Mosquito Control

Organizational Code: 122-214-562/122-216-562

Goal

The goal of the Department of Public Works Division of Operations Mosquito Control Program is to train and empower its employees to provide Leon County residents and visitors with effective and environmentally sound mosquito control services. Services and educational programs are provided to protect public health and reduce human discomfort associated with large mosquito populations.

Objectives

1. Conduct fog truck spraying services during the early evening hours to target mosquitoes active at this time.
2. Provide hand-fogging service to control daytime mosquitoes which cannot be controlled using nighttime truck spraying.
3. Provide inspections of citizens' properties, provide educational literature, and make practical recommendations to the residents.
4. Conduct inspections of ponds and pools to determine if they are suitable for mosquitofish. If so, mosquitofish from our rearing pond will be introduced.
5. Provide outreach through our Community Education program by conducting educational presentations to schools, civic organizations, homeowner associations, or other groups interested in learning more about mosquitoes and mosquito control.
6. Inspect wetlands, ponds, ditches, or other areas that may harbor larval mosquitoes and treat small and medium-sized areas immediately with appropriate control materials. For larger areas, an aerial application is scheduled.
7. Conduct aerial larviciding in cooperation with the Leon County Sheriff's Office Aviation Unit. The division provides the application and navigation equipment, control materials, and support staff. The Leon County Sheriff's Office provides the helicopter, pilot, and aviation support services.
8. Map all mosquito control surveillance and requests to identify mosquito activity clusters that may require additional efforts.
9. Monitor for mosquito-borne diseases using sentinel chicken flocks. Collect blood samples and send to the Florida Department of Health for testing.
10. Collect discarded tires from neighborhoods and dispose of through Leon County Solid Waste Management Division.

Statutory Requirements

Florida Statutes, Chapter 388 and Florida Administrative Code, Chapter 5E-13

Advisory Board

None

Benchmarking

The Division of Operations is currently in the process of reviewing benchmarking criteria for all programs. For Mosquito Control, the objective will be to benchmark for all primary services provided during the FY10 budget year.

Performance Measures*	FY 2007 Actual	FY 2008 Actual	FY 2009 Estimate	FY 2010 Estimate
% of mosquito larva requests responded to in two days	98%	64%	85%	85%
% of adult mosquito spraying requests responded to in two days	97%	59%	85%	85%
% of domestic mosquito requests responded to in two days	99%	74%	85%	85%

*Response times vary and are typically dependent on seasonality and weather conditions

**Leon County Government
Fiscal Year 2010 Budget**

**Public Works
Operations - Mosquito Control Grant (122-214-562)**

Budgetary Costs	FY 2008 Actual	FY 2009 Adopted	FY 2010 Continuation	FY 2010 Issues	FY 2010 Budget	FY 2011 Budget
Operating	20,869	35,000	35,000	-	35,000	35,000
Total Budgetary Costs	<u>20,869</u>	<u>35,000</u>	<u>35,000</u>	<u>-</u>	<u>35,000</u>	<u>35,000</u>
Funding Sources	FY 2008 Actual	FY 2009 Adopted	FY 2010 Continuation	FY 2010 Issues	FY 2010 Budget	FY 2011 Budget
122 Mosquito Control	20,869	35,000	35,000	-	35,000	35,000
Total Revenues	<u>20,869</u>	<u>35,000</u>	<u>35,000</u>	<u>-</u>	<u>35,000</u>	<u>35,000</u>

Notes:
This program is recommended at the same level of funding as the prior fiscal year.

**Leon County Government
Fiscal Year 2010 Budget**

**Public Works
Operations - Mosquito Control (122-216-562)**

Budgetary Costs	FY 2008 Actual	FY 2009 Adopted	FY 2010 Continuation	FY 2010 Issues	FY 2010 Budget	FY 2011 Budget
Personal Services	381,187	366,640	328,139	(15,815)	312,324	322,598
Operating	408,103	152,461	151,921	5,280	157,201	157,201
Transportation	91,928	84,550	58,652	-	58,652	58,652
Capital Outlay	18,300	-	-	-	-	-
Total Budgetary Costs	899,518	603,651	538,712	(10,535)	528,177	538,451
Funding Sources	FY 2008 Actual	FY 2009 Adopted	FY 2010 Continuation	FY 2010 Issues	FY 2010 Budget	FY 2011 Budget
122 Mosquito Control	899,518	603,651	538,712	(10,535)	528,177	538,451
Total Revenues	899,518	603,651	538,712	(10,535)	528,177	538,451
Staffing Summary	FY 2008 Actual	FY 2009 Adopted	FY 2010 Continuation	FY 2010 Issues	FY 2010 Budget	FY 2011 Budget
Administrative Associate III	1.00	1.00	1.00	-	1.00	1.00
Administrative Associate VI	0.50	-	-	-	-	-
Mosq. Control Superintendent	1.00	1.00	-	-	-	-
Mosquito Control Technician	2.00	2.00	2.00	-	2.00	2.00
Sr Mosquito Control Technician	1.00	1.00	1.00	-	1.00	1.00
Stormwater Superintendent	0.50	-	-	-	-	-
Mosquito Control Supervisor	-	-	1.00	-	1.00	1.00
Total Full-Time Equivalents (FTE)	6.00	5.00	5.00	-	5.00	5.00
OPS Staffing Summary	FY 2008 Actual	FY 2009 Adopted	FY 2010 Continuation	FY 2010 Issues	FY 2010 Budget	FY 2011 Budget
MC Consolidated OPS	1.00	1.00	1.00	-	1.00	1.00
Total OPS Full-Time Equivalents (FTE)	1.00	1.00	1.00	-	1.00	1.00

Notes:

This program is recommended at an overall decreased funding level due to personnel and service level reductions. However, there are increased costs associated with this program. The funding level adjustments for FY10 are as follows:

Decreases to Program Funding Levels:

1. Costs associated with the Public Works Department reorganization in the amount of \$40,361.
2. Elimination of a Community Education Coordinator OPS position in the amount of \$15,815.
3. Vehicle coverage costs in the amount of \$20,316.
4. Fuel and oil costs in the amount of \$6,541.
5. Costs associated with workers' compensation.

Increases to Program Funding Levels:

1. Communication costs (wireless connection for laptops) in the amount of \$5,250.
2. Vehicle repair costs in the amount of \$959.
3. A 12% increase in employer contributions to health insurance as approved by the Board.

**Leon County Government
Fiscal Year 2010 Budget**

**Public Works
Animal Services Summary**

Budgetary Costs	FY 2008 Actual	FY 2009 Adopted	FY 2010 Continuation	FY 2010 Issues	FY 2010 Budget	FY 2011 Budget
Personal Services	354,022	401,414	406,695	552	407,247	420,663
Operating	453,468	472,860	557,291	4,566	561,857	569,922
Transportation	55,293	62,404	45,866	-	45,866	45,866
General Fund	71,250	-	-	-	-	-
Transfers to Special Revenues	-	71,250	71,250	-	71,250	71,250
Total Budgetary Costs	<u>934,033</u>	<u>1,007,928</u>	<u>1,081,102</u>	<u>5,118</u>	<u>1,086,220</u>	<u>1,107,701</u>
Appropriations	FY 2008 Actual	FY 2009 Adopted	FY 2010 Continuation	FY 2010 Issues	FY 2010 Budget	FY 2011 Budget
Animal Services (140-201-562)	862,783	1,007,928	1,081,102	5,118	1,086,220	1,107,701
Line Item - St. Francis Wildlife (001-888-562)	71,250	-	-	-	-	-
Total Budget	<u>934,033</u>	<u>1,007,928</u>	<u>1,081,102</u>	<u>5,118</u>	<u>1,086,220</u>	<u>1,107,701</u>
Funding Sources	FY 2008 Actual	FY 2009 Adopted	FY 2010 Continuation	FY 2010 Issues	FY 2010 Budget	FY 2011 Budget
001 General Fund	71,250	-	-	-	-	-
140 Municipal Service	862,783	1,007,928	1,081,102	5,118	1,086,220	1,107,701
Total Revenues	<u>934,033</u>	<u>1,007,928</u>	<u>1,081,102</u>	<u>5,118</u>	<u>1,086,220</u>	<u>1,107,701</u>
Staffing Summary	FY 2008 Actual	FY 2009 Adopted	FY 2010 Continuation	FY 2010 Issues	FY 2010 Budget	FY 2011 Budget
Animal Services (140-201-562)	7.00	7.00	7.00	-	7.00	7.00
Total Full-Time Equivalentents (FTE)	<u>7.00</u>	<u>7.00</u>	<u>7.00</u>	<u>-</u>	<u>7.00</u>	<u>7.00</u>

**Leon County Government
Fiscal Year 2010 Budget**

Animal Services

Organizational Code: 140-201-562

Goal

The goal of the Division of Animal Control is to improve the well-being of citizens and animals through humane education, prevention, and enforcement programs for the citizens and domestic animals of Leon County.

Objectives

1. Rabies control in the county's unincorporated area.
2. Patrol for stray, nuisance, or dangerous animals including the humane trapping thereof.
3. Investigate allegations of neglect or cruelty to animals and resolve complaints.
4. Monitors all reported animal bite or rabies suspect exposure cases in the county.
5. State designated agency for coordination of local Animal Disaster Relief/Recovery Plan.
5. 24 hour emergency rescue and medical care of sick, diseased or injured domestic animals.
6. Conducts Animal Bite Prevention Program for both children and adults.

Statutory Requirements

Leon County Code of Laws, Chapter 4 "Public Health, Safety and Animal related protection programs"; *Florida Statute Chapter 828 "Animals" *Florida Administrative Code, Chapter 10D-3 "Communicable Diseases" *Florida Statute, Chapter 767 "Damage by Dogs" *Florida Statute, Chapter 585 "Animal Industry" *Florida Statute, Chapter 588 "Livestock"

Advisory Board

Dangerous Animal Classification Committee (Leon County Code of Laws, Chapter 4)

Benchmarking

Benchmark Data	Leon County	Benchmark
Field deployed staff to population	1:18,952	1:15,000 to 18,000

Benchmark Sources: Florida Animal Control Association (FACA)

Notes;

1. Calculation based on unincorporated area population; however, Leon County Animal Control is also responsible for responding to all bite related calls in the City; total bite calls annually are approximately 500. (FY-08 = 632 bites)

Performance Measures

Performance Measures	FY 2007 Actual	FY 2008 Actual	FY 2009 Estimate	FY 2010 Estimate
Increase domestic animal rabies vaccination: Measured by bite animal vaccination rates	45%	48%	55%	55%
Maintain customer complaint rate at 5 per 1,000 calls received	1.11	1.63	5.0	5.0
# of citations issued	514	411	540	550
# of field service calls (bite and service calls including follow-ups)	8,199	8,786	8,500	9,200

**Leon County Government
Fiscal Year 2010 Budget**

Public Works

Animal Services - Line Item - St. Francis Wildlife (001-888-562)

Budgetary Costs	FY 2008 Actual	FY 2009 Adopted	FY 2010 Continuation	FY 2010 Issues	FY 2010 Budget	FY 2011 Budget
General Fund	71,250	-	-	-	-	-
Total Budgetary Costs	<u>71,250</u>	<u>-</u>	<u>-</u>	<u>-</u>	<u>-</u>	<u>-</u>
Funding Sources	FY 2008 Actual	FY 2009 Adopted	FY 2010 Continuation	FY 2010 Issues	FY 2010 Budget	FY 2011 Budget
001 General Fund	71,250	-	-	-	-	-
Total Revenues	<u>71,250</u>	<u>-</u>	<u>-</u>	<u>-</u>	<u>-</u>	<u>-</u>

Note: Beginning in FY09, this contract expense was budgeted directly in the Animal Control Budget.

**Leon County Government
Fiscal Year 2010 Budget**

**Public Works
Animal Services - Animal Services (140-201-562)**

Budgetary Costs	FY 2008 Actual	FY 2009 Adopted	FY 2010 Continuation	FY 2010 Issues	FY 2010 Budget	FY 2011 Budget
Personal Services	354,022	401,414	406,695	552	407,247	420,663
Operating	453,468	472,860	557,291	4,566	561,857	569,922
Transportation	55,293	62,404	45,866	-	45,866	45,866
Transfers to Special Revenues	-	71,250	71,250	-	71,250	71,250
Total Budgetary Costs	<u>862,783</u>	<u>1,007,928</u>	<u>1,081,102</u>	<u>5,118</u>	<u>1,086,220</u>	<u>1,107,701</u>

Funding Sources	FY 2008 Actual	FY 2009 Adopted	FY 2010 Continuation	FY 2010 Issues	FY 2010 Budget	FY 2011 Budget
140 Municipal Service	862,783	1,007,928	1,081,102	5,118	1,086,220	1,107,701
Total Revenues	<u>862,783</u>	<u>1,007,928</u>	<u>1,081,102</u>	<u>5,118</u>	<u>1,086,220</u>	<u>1,107,701</u>

Staffing Summary	FY 2008 Actual	FY 2009 Adopted	FY 2010 Continuation	FY 2010 Issues	FY 2010 Budget	FY 2011 Budget
Administrative Associate V	1.00	1.00	1.00	-	1.00	1.00
Animal Control Officer	4.00	4.00	4.00	-	4.00	4.00
Director of Animal Control	1.00	1.00	1.00	-	1.00	1.00
Sr. Animal Control Officer	1.00	1.00	1.00	-	1.00	1.00
Total Full-Time Equivalents (FTE)	<u>7.00</u>	<u>7.00</u>	<u>7.00</u>	<u>-</u>	<u>7.00</u>	<u>7.00</u>

Notes:

This program is recommended at an overall increase funding level due to personnel and service level enhancements. However, there are decreased costs associated with this program. The funding level adjustments for FY10 are as follows:

Increases to Program Funding Levels:

1. Position reclasses effective October 1, 2009 in the amount of \$552.
2. Contracts or other obligations for continuity of services for Animal Shelter charges increased in the amount of \$85,268.
3. Required staff training in the amount of \$4,566.
4. A 12% increase in employer contributions to health insurance as approved by the Board.

Decreases to Program Funding Levels:

1. Costs associated with workers' compensation.
2. Fuel and oil costs in the amount of \$16,638.

**Leon County Government
Fiscal Year 2010 Budget**

Engineering Services

Organizational Code: 106-414-541/123-726-537

Goal

The goal of the Department of Public Works Engineering Services is to provide the public with professional services for the construction and maintenance of cost-effective infrastructure to enhance our community's quality of life.

Objectives

1. In-house design using County staff and resources to design projects for construction, either for Capital Improvement Projects or for smaller identified projects; engineering support for Operations Division activities such as maintenance of existing facilities and repairs or construction of infrastructure. Also, evaluates, performs design reviews, inspections, and performs quality control of new subdivision construction and other projects creating infrastructure for County ownership and maintenance. Also, processes subdivision plats for recording in the public records, reviewing with developers and their consultants, as well as preparing agendum to present plat and associated agreements to the Board of County Commissioners.
2. Representation of the County at meetings of County interests, such as utility coordination, construction coordination, sidewalk and pedestrian infrastructure coordination. Also, responsible for Interagency Coordination including: representing Leon County's Stormwater interests with BluePrint 2000 Program administration and capital project implementation, participating in the annual review of tax deeds, representing Leon County Public Works with citizen committees (Science Advisory & Water Resources Committees), coordinating with state, federal, and local agencies regarding water resource priorities and public health concerns, and providing technical support for permitting and litigation actions.
3. Responds to requests from other departments/divisions for delineation of county property and easements, which also includes: preparing and/or reviewing legal descriptions, sketches, and maps for the acquisition or disposition of property; easements, or other real estate interest. In addition, the preparation and/or review of legal descriptions, sketches and maps for the County Attorney's Office and other depts.; responding to the Board for information regarding land ownership issues; and, assists with the new County-owned Property Inventory list.
4. Responsible for the administration of the Stormwater Utility Program, the Water Quality Monitoring/Total Maximum Daily Load (TMDL) Program and implementation of the National Pollutant Discharge Elimination Systems (NPDES) standards for public drainage systems.
5. Responsible for Infrastructure Operations including: review of drainage complaints with field staff; responding to citizens, administration, and commission staff; developing operational corrections or scope of required capital project to address complaints, and identification of problem areas. Also, regulates the installation of utilities in County rights of way and oversees roadway resurfacing and shoulder repair.
6. Provides support to the Development Review Division of Growth and Environmental Management including: review of drainage and treatment designs for public subdivisions, recommends plan modifications to comply with maintenance requirements, identification of drainage problem areas potentially affected by design, coordination with Stormwater Maintenance staff when standards cannot be achieved, and representing Leon County Public Works in review of regional development plans.
7. Responsible for Capital Project Development which includes: identifying planning needs to define project scope to correct flooding or water quality concerns, preparation of grant applications to support capital projects, and providing technical assistance to design staff regarding wetland and water resource protection or restoration.

Performance Measures

Performance Measures	FY 2007 Actual	FY 2008 Actual	FY 2009 Estimate	FY 2010 Estimate
Manage staff so that not less than 60% of staff time is spent on Capital Improvement Project activities *	22%	24%	50%	50%
Review, permit, and inspect for completion of all projects assigned to ensure compliance with County standards	100%	100%	100%	100%
Maintain subdivision plat review time to an average of 6 days or less	5	5	6	6

*Staff time continues to be diverted to non-CIP activities, largely due to development activity.

**Leon County Government
Fiscal Year 2010 Budget**

**Public Works
Engineering Services - Engineering Services (106-414-541)**

Budgetary Costs	FY 2008 Actual	FY 2009 Adopted	FY 2010 Continuation	FY 2010 Issues	FY 2010 Budget	FY 2011 Budget
Personal Services	2,455,502	2,560,898	2,606,017	14,899	2,620,916	2,704,957
Operating	188,883	267,388	264,468	210,555	475,023	475,023
Transportation	61,062	55,431	40,567	-	40,567	40,567
Capital Outlay	-	-	-	60,000	60,000	2,070
Total Budgetary Costs	<u>2,705,447</u>	<u>2,883,717</u>	<u>2,911,052</u>	<u>285,454</u>	<u>3,196,506</u>	<u>3,222,617</u>
Funding Sources	FY 2008 Actual	FY 2009 Adopted	FY 2010 Continuation	FY 2010 Issues	FY 2010 Budget	FY 2011 Budget
106 Transportation Trust	2,705,447	2,883,717	2,911,052	285,454	3,196,506	3,222,617
Total Revenues	<u>2,705,447</u>	<u>2,883,717</u>	<u>2,911,052</u>	<u>285,454</u>	<u>3,196,506</u>	<u>3,222,617</u>
Staffing Summary	FY 2008 Actual	FY 2009 Adopted	FY 2010 Continuation	FY 2010 Issues	FY 2010 Budget	FY 2011 Budget
Administrative Associate V	2.00	2.00	2.00	-	2.00	2.00
Administrative Associate VI	1.00	1.00	1.00	-	1.00	1.00
CAD Technician	5.00	5.00	5.00	(1.00)	4.00	4.00
Chief of Construction Mgmt.	1.00	1.00	1.00	-	1.00	1.00
Chief of Engineering Design	1.00	1.00	1.00	-	1.00	1.00
Chief of R-O-W- & Survey	1.00	1.00	1.00	-	1.00	1.00
Construction Inspector	3.00	3.00	3.00	-	3.00	3.00
Dir of Engineering Services	1.00	1.00	1.00	-	1.00	1.00
Engineer Intern	2.00	2.00	2.00	-	2.00	2.00
Environmental Rev. Specialist	1.00	1.00	-	-	-	-
Right-of-Way Agent	2.00	2.00	2.00	-	2.00	2.00
Sr Design Engineer	3.00	3.00	3.00	-	3.00	3.00
Sr. Construction Inspector	2.00	2.00	2.00	-	2.00	2.00
Survey Party Chief	2.00	1.00	1.00	-	1.00	1.00
Survey Technician I	2.00	2.00	2.00	-	2.00	2.00
Survey Technician II	2.00	1.00	1.00	-	1.00	1.00
Water Resource Scientist	1.00	1.00	1.00	-	1.00	1.00
Chief of Eng. Coordination	1.00	1.00	1.00	-	1.00	1.00
Stormwater Coordinator	1.00	1.00	1.00	-	1.00	1.00
Design Analyst	2.00	2.00	2.00	-	2.00	2.00
Construction Inspector Aide	2.00	2.00	2.00	-	2.00	2.00
Water Quality Limnologist	-	-	1.00	-	1.00	1.00
Water Resource Specialist	-	-	-	1.00	1.00	1.00
Total Full-Time Equivalents (FTE)	<u>38.00</u>	<u>36.00</u>	<u>36.00</u>	<u>-</u>	<u>36.00</u>	<u>36.00</u>

Public Works
Engineering Services - Engineering Services (106-414-541)

Notes:

This program is recommended at an overall increased funding level due to personnel and service level enhancements. However, there are decreased costs associated with this program. The funding level adjustments for FY10 are as follows:

Increases to Program Funding Levels:

1. Position reclasses effective October 1, 2009 in the amount of \$343.
2. Costs related to Engineering performing water quality monitoring services currently provided by a contractor, in the amount of \$356,809.
3. A 12% increase in employer contributions to health insurance as approved by the Board.

Decreases to Program Funding Levels:

1. Elimination of a CAD Technician position and associated costs \$71,698.
2. Vehicle coverage costs in the amount of \$1,898.
3. Costs associated with workers' compensation.
4. Communication costs in the amount of \$2,920.
5. Fuel and oil costs in the amount of \$14,050.

**Leon County Government
Fiscal Year 2010 Budget**

Public Works

Engineering Services - Water Quality & TMDL Monitoring (123-726-537)

Budgetary Costs	FY 2008 Actual	FY 2009 Adopted	FY 2010 Continuation	FY 2010 Issues	FY 2010 Budget	FY 2011 Budget
Operating	387,430	454,665	456,630	(408,630)	48,000	50,000
Total Budgetary Costs	<u>387,430</u>	<u>454,665</u>	<u>456,630</u>	<u>(408,630)</u>	<u>48,000</u>	<u>50,000</u>
Funding Sources	FY 2008 Actual	FY 2009 Adopted	FY 2010 Continuation	FY 2010 Issues	FY 2010 Budget	FY 2011 Budget
123 Stormwater Utility	387,430	454,665	456,630	(408,630)	48,000	50,000
Total Revenues	<u>387,430</u>	<u>454,665</u>	<u>456,630</u>	<u>(408,630)</u>	<u>48,000</u>	<u>50,000</u>

Notes:

This program is recommended at an overall decreased funding level due to personnel and service level reductions. However, there are increased costs associated with this program. The funding level adjustments for FY10 are as follows:

Decreases to Program Funding Levels:

1. Costs associated with Engineering performing water quality monitoring services currently provided by a contractor in the amount of \$408,630. Cost savings are projected at \$51,821 for FY10 and at least \$100,000 for each outyear from 2011 through 2014.

Increases to Program Funding Levels:

1. Contracts or other obligations for continuity of water atlas services such in the amount of \$1,965.

**Leon County Government
Fiscal Year 2010 Budget**

Fleet Management

Organizational Code: 505-425-591

Goal

The goal of the Department of Public Works Fleet Maintenance is to provide the best quality maintenance and repair at the most economical cost to taxpayers of Leon County.

Objectives

1. Repair and maintain more than 616 vehicles/equipment for the Board of County Commissioners and all Constitutional Offices excluding the Sheriff's Office.
2. Perform preventative maintenance services on light, heavy, and miscellaneous equipment annually.
3. Procure parts and supplies needed for repairs.
4. Provide road and field service repairs on stationary equipment and disabled vehicles.
5. Repair and maintain computerized Mosquito Control fogging units.
6. Coordinate tire repairs for field service vehicles and normal replacement due to wear and/or damage.
7. Procure, store and distribute more than 460,000 gallons of fuel and more than 3,900 gallons of motor oil annually for Board, Constitutional Offices, and Florida Department of Law Enforcement vehicles.
9. Provide total in-house management of fuel reporting system.
10. Assist Risk Manager in acquiring insurance coverage.
11. Coordinate collision repairs as well as vandalism, theft and wrecker service.
12. Develop, implement, and maintain six annual vehicle/equipment Capital Improvement Programs.
13. Implement and maintain total cost concept buying on heavy equipment.
14. Coordinate, maintain, and repair Emergency Medical Services fleet including 18 ambulances.

Statutory Requirements

None

Advisory Board

None

Benchmarking

Benchmark Data	Leon County	Benchmark
Hourly Shop Rate	\$74.00	\$85.15
Mechanic productivity (based on 2,080 hrs annually)	79% YTD	66% to 72%

Benchmark Sources: Based on March 2007 survey of local dealerships: All American Ford \$94.00; Capital Lincoln Mercury \$87.00; Champion Chevrolet \$87.00; Ring Power \$81.50; and Flint Equipment \$76.25. Productivity rate based on data from Flint Equipment and Ring Power.

Performance Measures

Performance Measures	FY 2007 Actual	FY 2008 Actual	FY 2009 Estimate	FY 2010 Estimate
# of chargeable hours	6,929	6,680	8,700	8,700
# of preventative maintenance services performed *	1,009	1,024	900	1,044

* Series of long term vacancies caused significant reduction in hours in FY09.

**Leon County Government
Fiscal Year 2010 Budget**

**Public Works
Fleet Management (505-425-591)**

Budgetary Costs	FY 2008 Actual	FY 2009 Adopted	FY 2010 Continuation	FY 2010 Issues	FY 2010 Budget	FY 2011 Budget
Personal Services	558,707	589,314	603,058	-	603,058	622,896
Operating	2,449,525	2,542,111	2,302,434	-	2,302,434	2,302,434
Transportation	22,439	28,839	25,451	-	25,451	25,451
Capital Outlay	40,890	-	-	-	-	-
Total Budgetary Costs	3,071,561	3,160,264	2,930,943	-	2,930,943	2,950,781

Funding Sources	FY 2008 Actual	FY 2009 Adopted	FY 2010 Continuation	FY 2010 Issues	FY 2010 Budget	FY 2011 Budget
505 Motor Pool	3,071,561	3,160,264	2,930,943	-	2,930,943	2,950,781
Total Revenues	3,071,561	3,160,264	2,930,943	-	2,930,943	2,950,781

Staffing Summary	FY 2008 Actual	FY 2009 Adopted	FY 2010 Continuation	FY 2010 Issues	FY 2010 Budget	FY 2011 Budget
Administrative Associate V	1.00	1.00	1.00	-	1.00	1.00
Dir of Fleet Management	1.00	1.00	1.00	-	1.00	1.00
Equipment Mechanic II	3.00	2.00	2.00	-	2.00	2.00
Equipment Mechanic III	3.00	3.00	3.00	-	3.00	3.00
Fleet Analyst	1.00	1.00	1.00	-	1.00	1.00
Shop Supervisor	1.00	1.00	1.00	-	1.00	1.00
Welding Technician	1.00	1.00	1.00	-	1.00	1.00
Total Full-Time Equivalentents (FTE)	11.00	10.00	10.00	-	10.00	10.00

Notes:

This program is recommended at an overall decreased funding level due to personnel and service level reductions. However, there are increased costs associated with this program. The funding level adjustments for FY10 are as follows:

Decreases to Program Funding Levels:

1. Fuel supplies which are offset by departmental, constitutional, and other agency billings in the amount of \$237,327.
2. Costs associated with workers' compensation.
3. Vehicle repair costs in the amount of \$3,798.
4. Communication costs in the amount of \$350.

Increases to Program Funding Levels:

1. A 12% increase in employer contributions to health insurance as approved by the Board.

Parks and Recreation Services

Organizational Code: 140-436-572

Goal

The mission of the Department of Public Works Parks & Recreation Services is to provide for the safety, comfort, and convenience of the public by creating, maintaining, and managing infrastructure and programs supporting recreation, parks and open space. This is accomplished through cost effective, environmentally sensitive and aesthetically pleasing products and efficient services.

Objectives

1. Responsible for the development, preservation and management of functional, safe and aesthetically pleasing parks and recreation facilities across Leon County for its citizens and visitors.
2. Responsible for the maintenance of all county park facilities, including ball fields, boat landings, nature trails, greenways, and open spaces.
3. Provides passive recreation activities through access to fishing, camping, picnicking, and nature trails.
4. Develops and maintains active recreation facilities including ball fields, tennis, and basketball courts.
5. Facilitates the organization, promotion, and implementation of recreation programs and activities through community-based recreation providers.
6. Pursues outside funding for facilities and services through grants, partnerships, and other programs to complement existing budgets.
7. Operate five multi-purpose community centers.
8. Prepare facilities and fields for state and local tournaments.

Statutory Requirements

Leon County Code of Laws, Chapter 13 "Parks and Recreation" *Leon County Code of Laws 92 - 12 *Leon County Comprehensive Plan, Section V "Parks and Recreation"

Advisory Board

Miccosukee Recreation Council; Woodville Recreation Council; Ft. Braden Community Center Board; Miccosukee Community Center Board; Bradfordville Schoolhouse Board, and Woodville Community Center Board

Benchmarking

Benchmark Data	Leon County	Benchmark
Field staff to acres maintained	1:151	1:32

Benchmark Sources: Based on survey of comparable Counties; range is from 1:8 to 1:100.

Performance Measures

Performance Measures	FY 2007 Actual	FY 2008 Actual	FY 2009 Estimate	FY 2010 Estimate
# of acres of invasive exotic plants removed from greenways and open spaces ¹	650	500	250	500
# of greenway acres maintained	2,503	2,542	2,660	2,660
# of youths participating in sport activities ²	2,678	2,620	2,810	2,950

Notes:

1. Number of acres of invasive exotic plants removed from greenways and open spaces will increase due to the additional acreage at the St. Marks Headwaters Greenways.
2. The number of youths participating in sport activities will increase due to all sports having an increase in participation.

**Leon County Government
Fiscal Year 2010 Budget**

**Public Works
Parks and Recreation Services (140-436-572)**

Budgetary Costs	FY 2008 Actual	FY 2009 Adopted	FY 2010 Continuation	FY 2010 Issues	FY 2010 Budget	FY 2011 Budget
Personal Services	1,281,174	1,294,441	1,269,438	9,470	1,278,908	1,320,042
Operating	724,862	682,978	684,718	54,205	738,923	795,923
Transportation	169,124	167,348	181,024	-	181,024	184,024
Capital Outlay	43,377	40,000	42,550	-	42,550	41,400
Total Budgetary Costs	<u>2,218,537</u>	<u>2,184,767</u>	<u>2,177,730</u>	<u>63,675</u>	<u>2,241,405</u>	<u>2,341,389</u>

Funding Sources	FY 2008 Actual	FY 2009 Adopted	FY 2010 Continuation	FY 2010 Issues	FY 2010 Budget	FY 2011 Budget
140 Municipal Service	2,218,537	2,184,767	2,177,730	63,675	2,241,405	2,341,389
Total Revenues	<u>2,218,537</u>	<u>2,184,767</u>	<u>2,177,730</u>	<u>63,675</u>	<u>2,241,405</u>	<u>2,341,389</u>

Staffing Summary	FY 2008 Actual	FY 2009 Adopted	FY 2010 Continuation	FY 2010 Issues	FY 2010 Budget	FY 2011 Budget
Administrative Associate IV	1.00	1.00	1.00	-	1.00	1.00
Crew Chief II	1.00	1.00	1.00	-	1.00	1.00
In-Mate Supervisor	1.00	1.00	1.00	-	1.00	1.00
Park Attendant	12.00	12.00	12.00	-	12.00	12.00
Park Facilities Technician	2.00	2.00	2.00	-	2.00	2.00
Parks & Recreation Director	1.00	1.00	1.00	-	1.00	1.00
Parks Supervisor	2.00	2.00	2.00	-	2.00	2.00
Refuse Truck Driver	1.00	1.00	1.00	-	1.00	1.00
Supv of Greenways & Open Spaces	1.00	1.00	1.00	-	1.00	1.00
Community Center Coordinator	1.00	1.00	1.00	-	1.00	1.00
Community Center Attendant	2.00	2.00	2.00	-	2.00	2.00
Total Full-Time Equivalents (FTE)	<u>25.00</u>	<u>25.00</u>	<u>25.00</u>	<u>-</u>	<u>25.00</u>	<u>25.00</u>

Notes:

This program is recommended at an overall increased funding level due to personnel and service level enhancements. However, there are decreased costs associated with this program. The funding level adjustments for FY10 are as follows:

Increases to Program Funding Levels:

1. Position reclasses effective October 1, 2009 in the amount of \$9,470.
2. Contracts or other obligations for new security system phone lines for 4 locations and a DSL line for Alford Greenway in the amount of \$4,705.
3. CIP operating costs associated with the Fred George property, Apalachee Parkway concession and restrooms, Miccosukee Greenway and restrooms, and the Pederick Pond Park in the amount of \$49,500.
4. Vehicle coverage costs in the amount of \$10,826.
5. Vehicle repair costs in the amount of \$16,749.
6. A 12% increase in employer contributions to health insurance as approved by the Board.

Decreases to Program Funding Levels:

1. Costs associated with workers' compensation.
2. Fuel and oil costs in the amount of \$13,899.

**Leon County Government
Fiscal Year 2010 Budget**

**Public Works
Solid Waste Summary**

Budgetary Costs	FY 2008 Actual	FY 2009 Adopted	FY 2010 Continuation	FY 2010 Issues	FY 2010 Budget	FY 2011 Budget
Personal Services	2,353,850	2,423,087	2,380,198	(275,247)	2,104,951	2,168,813
Operating	6,622,518	7,361,285	6,095,860	851,534	6,947,394	7,346,027
Transportation	565,960	626,749	553,120	43,000	596,120	596,120
Capital Outlay	5,688	-	-	-	-	-
Total Budgetary Costs	9,548,016	10,411,121	9,029,178	619,287	9,648,465	10,110,960
Appropriations	FY 2008 Actual	FY 2009 Adopted	FY 2010 Continuation	FY 2010 Issues	FY 2010 Budget	FY 2011 Budget
Hazardous Waste (401-443-534)	358,981	381,182	397,467	-	397,467	403,458
Landfill Closure (401-435-534)	26,372	453,825	465,456	56,000	521,456	533,836
Recycling Services & Education (401-471-534)	414,449	451,951	449,276	15,531	464,807	470,422
Rural Waste Service Centers (401-437-534)	915,352	915,707	840,220	73,650	913,870	938,404
Solid Waste Management Facility (401-442-534)	1,664,595	1,804,092	1,641,730	428,915	2,070,645	2,091,583
Transfer Station Operations (401-441-534)	6,168,267	6,404,364	5,235,029	45,191	5,280,220	5,673,257
Total Budget	9,548,016	10,411,121	9,029,178	619,287	9,648,465	10,110,960
Funding Sources	FY 2008 Actual	FY 2009 Adopted	FY 2010 Continuation	FY 2010 Issues	FY 2010 Budget	FY 2011 Budget
401 Solid Waste	9,548,016	10,411,121	9,029,178	619,287	9,648,465	10,110,960
Total Revenues	9,548,016	10,411,121	9,029,178	619,287	9,648,465	10,110,960
Staffing Summary	FY 2008 Actual	FY 2009 Adopted	FY 2010 Continuation	FY 2010 Issues	FY 2010 Budget	FY 2011 Budget
Hazardous Waste (401-443-534)	3.00	3.00	3.00	-	3.00	3.00
Recycling Services & Education (401-471-534)	4.00	4.00	4.00	-	4.00	4.00
Rural Waste Service Centers (401-437-534)	9.00	9.00	9.00	-	9.00	9.00
Solid Waste Management Facility (401-442-534)	19.14	19.14	17.14	(7.00)	10.14	10.14
Transfer Station Operations (401-441-534)	11.86	11.86	11.86	-	11.86	11.86
Total Full-Time Equivalents (FTE)	47.00	47.00	45.00	(7.00)	38.00	38.00
OPS Staffing Summary	FY 2008 Actual	FY 2009 Adopted	FY 2010 Continuation	FY 2010 Issues	FY 2010 Budget	FY 2011 Budget
Hazardous Waste (401-443-534)	1.00	1.00	1.00	-	1.00	1.00
Rural Waste Service Centers (401-437-534)	1.00	1.00	1.00	-	1.00	1.00
Total OPS Full-Time Equivalents (FTE)	2.00	2.00	2.00	-	2.00	2.00

Solid Waste – Solid Waste Management Facility/Landfill Closure

Organizational Code: 401-442-534/401-435-534

Goal

Solid Waste Management Facility

The Solid Waste Management Facility is an essential component of an integrated solid waste management system dedicated to excellent public service and responsible fiscal and environmental stewardship.

Landfill Closure

The goals of Solid Waste Facility Landfill Closure/Post Closure are to comply with the Florida Department of Environmental Protection Operating Permit, to ensure that existing solid waste is properly contained by maintaining the surfaces of the inactive cells to reduce erosion and landfill gas emissions.

Objectives

Solid Waste Management Facility

1. Manage a cost effective, convenient, and environmentally safe Solid Waste Management Facility.
2. Recycle yard waste, electronics, and waste tires.
3. Provide environmental monitoring of air, groundwater, and surface water.
4. Conduct community education campaigns on proper waste management, waste prevention, waste minimization, and recycling.
5. Provide free mulch to residents and businesses.
6. Maintain all-weather, safe access to all areas of the Solid Waste Management Facility.
7. Maintain and provide erosion control of closed and inactive landfills.
8. Provide stormwater treatment
9. Provide litter control within the facility and along portions of Apalachee Parkway.
10. Dispose of asbestos.

Landfill Closure

1. Maintain existing closed cells of the landfill that contain Class I solid waste per Florida Department of Environmental Protection permit requirements.
2. Install necessary lining material to prevent landfill waste from damaging the surrounding environment.

Statutory Requirements

Solid Waste Management Facility

Chapter 403.706(1), Florida Statutes - Requires counties to provide for the operation of solid waste disposal facilities to meet the needs of all incorporated and unincorporated areas of the county

Chapter 62-701, Florida Administrative Code - Regulates permitting and operation of solid waste management facilities, including landfills.

Article V, Section 18-136, Leon County Code of Ordinances - Authorizes the County to own, operate and maintain solid waste disposal systems; and to levy a charge or assessment on the users of such systems

Leon County Comprehensive Plan, Solid Waste Element

Landfill Closure

Chapter 62-701.600, Florida Administrative Code - Governs landfill closure and long-term care

Advisory Board

None

Benchmarking

Benchmark Data	Leon County	Benchmark
Tipping Fee	\$39/ton	\$40/ton

Benchmark Sources: Florida Department of Environmental Protection 2006 Data (Benchmark data based on average tipping fee of comparable counties); Leon County fee is the current fee.

Performance Measures

Performance Measures	FY 2007 Actual	FY 2008 Actual	FY 2009* Estimate	FY 2010 Estimate
Maximum on-site time for self-dumping vehicles	20 minutes	20 minutes	20 minutes	20 minutes
Annual customer satisfaction survey score (1=very poor, 5=excellent)	4	4	4	4
% of FDEP quarterly inspections found in compliance (no permit issues or violations)	75	100	100	100
% of employees satisfying FDEP certification requirements	90	90	90	90
# of days monthly provide all-weather roads into disposal area	30	30	30	30
Tons of class III waste processed**	75,336	71,728	19,844	NA
Tons of Marpan residuals disposed	NA	NA	38,064	38,445
Tons of tire waste processed	379	333	171	171
Tons of electronics waste processed	328	556	456	461
Tons of wood waste processed	8,835	9,065	18,404	18,588***

Notes:

*Effective January 1, 2009 the Board entered into an Agreement with Marpan Recycling for the processing and recycling of all Class III materials under the County's control. FY09 estimates have been adjusted to reflect the change in operations at the Solid Waste Management Facility.

**Residuals from Marpan recycling are disposed at the County's Apalachee Solid Waste Management Facility.

*** All wood waste is now being separated from Class III waste.

**Leon County Government
Fiscal Year 2010 Budget**

**Public Works
Solid Waste - Landfill Closure (401-435-534)**

Budgetary Costs	FY 2008 Actual	FY 2009 Adopted	FY 2010 Continuation	FY 2010 Issues	FY 2010 Budget	FY 2011 Budget
Personal Services	9,648	14,000	14,000	-	14,000	14,000
Operating	16,724	439,825	451,456	56,000	507,456	519,836
Total Budgetary Costs	<u>26,372</u>	<u>453,825</u>	<u>465,456</u>	<u>56,000</u>	<u>521,456</u>	<u>533,836</u>
Funding Sources	FY 2008 Actual	FY 2009 Adopted	FY 2010 Continuation	FY 2010 Issues	FY 2010 Budget	FY 2011 Budget
401 Solid Waste	26,372	453,825	465,456	56,000	521,456	533,836
Total Revenues	<u>26,372</u>	<u>453,825</u>	<u>465,456</u>	<u>56,000</u>	<u>521,456</u>	<u>533,836</u>

Notes:

This program is recommended at an overall increased funding level due to landfill closure liabilities.

**Leon County Government
Fiscal Year 2010 Budget**

**Public Works
Solid Waste - Solid Waste Management Facility (401-442-534)**

Budgetary Costs	FY 2008 Actual	FY 2009 Adopted	FY 2010 Continuation	FY 2010 Issues	FY 2010 Budget	FY 2011 Budget
Personal Services	826,556	941,958	888,899	(284,550)	604,349	623,782
Operating	549,865	489,597	505,049	713,465	1,218,514	1,220,019
Transportation	282,486	372,537	247,782	-	247,782	247,782
Capital Outlay	5,688	-	-	-	-	-
Total Budgetary Costs	<u>1,664,595</u>	<u>1,804,092</u>	<u>1,641,730</u>	<u>428,915</u>	<u>2,070,645</u>	<u>2,091,583</u>
Funding Sources	FY 2008 Actual	FY 2009 Adopted	FY 2010 Continuation	FY 2010 Issues	FY 2010 Budget	FY 2011 Budget
401 Solid Waste	1,664,595	1,804,092	1,641,730	428,915	2,070,645	2,091,583
Total Revenues	<u>1,664,595</u>	<u>1,804,092</u>	<u>1,641,730</u>	<u>428,915</u>	<u>2,070,645</u>	<u>2,091,583</u>
Staffing Summary	FY 2008 Actual	FY 2009 Adopted	FY 2010 Continuation	FY 2010 Issues	FY 2010 Budget	FY 2011 Budget
Administrative Associate V	1.00	1.00	1.00	-	1.00	1.00
Crew Chief II	-	1.00	1.00	-	1.00	1.00
Dir of Solid Waste	0.67	0.67	0.67	-	0.67	0.67
In-Mate Supervisor	0.80	0.80	0.80	-	0.80	0.80
Landfill Spotter	4.00	4.00	2.00	(2.00)	-	-
Maintenance Technician	-	2.00	2.00	-	2.00	2.00
Service Worker	2.00	-	-	-	-	-
Solid Waste Operator	5.00	5.00	5.00	(3.00)	2.00	2.00
Solid Waste Superintendent	0.67	0.67	0.67	-	0.67	0.67
Solid Waste Supervisor	1.00	1.00	1.00	-	1.00	1.00
Sr. Solid Waste Operator	1.00	-	-	-	-	-
Weighmaster	3.00	3.00	3.00	(2.00)	1.00	1.00
Total Full-Time Equivalents (FTE)	<u>19.14</u>	<u>19.14</u>	<u>17.14</u>	<u>(7.00)</u>	<u>10.14</u>	<u>10.14</u>

Notes:

This program is recommended at an overall increased funding level due to personnel and service level enhancements. However, there are decreased costs associated with this program. The funding level adjustments for FY10 are as follows:

Increases to Program Funding Levels:

1. Contracts or other obligations for continuity of services associated with the engineering services and the contract with Marpan to dispose of all Class III waste. In October 2008, the Board approved a contract with Marpan Recycling Services to recycle all Class III waste. As a result, the Solid Waste Management Facility no longer accepts Class III waste and instead transfers all this waste to Marpan Recycling Services. These increases in contractual services are in the amount of \$628,935.
2. A 12% increase in employer contributions to health insurance as approved by the Board.
3. Utility services associated with the leachate treatment in the amount of \$84,530.

Decreases to Program Funding Levels:

1. Reduction of 7 full-time positions associated with the closure of the Solid Waste Management Facility to Class III waste in the amount of \$284,550.

**Leon County Government
Fiscal Year 2010 Budget**

Solid Waste – Rural Waste Service Centers

Organizational Code: 401-437-534

Goal

The Rural Waste Service Centers serve as part of an integrated solid waste management system dedicated to excellent customer service and responsible fiscal and environmental stewardship.

Objectives

1. Provide solid waste drop-off services for residents in unincorporated Leon County.
2. Administer drop-off services for garbage, appliances, tires, yard trash, recyclables, electronics, automotive batteries, fluorescent tubes and used motor oil.
3. Conduct safe hauling and transportation of collected waste to the appropriate Solid Waste Management Facility.
4. Provide waste screening.
5. Provide community information kiosks.

Statutory Requirements

Chapter 403.702(2)(c)(i) Florida Statutes - Requires counties to plan and provide efficient, environmentally acceptable solid waste management.
 Article V, Section 18-136, Leon County Code of Ordinances (Solid Waste Ordinance) - Authorizes the county to operate and maintain solid waste collection, removing, transferring, sorting, reclaiming, and disposal systems.
 Chapter 62-701 Florida Administrative Code - Regulates solid waste management facilities.
 Leon County Comprehensive Plan, Solid Waste Element.

Advisory Board

None

Performance Measures

Performance Measures	FY 2007 Actual	FY 2008 Actual	FY 2009 Estimate	FY 2010 Estimate
# of random load inspections per site per month	10	10	10	10
Annual customer satisfaction survey score (1=very poor, 5=excellent)	4	4	4	4
# of chargeable accidents for roll-off truck drivers	0	1	0	0
# of traffic violations for roll-off truck drivers	0	1	0	0
Average customer turn around time from gate to gate	9 minutes	8 minutes	9 minutes	9 minutes
Average truck turn around time from gate to gate	60 minutes	90 minutes	75 minutes	75 minutes
Tons of rural waste collected	7,242	5,366	4,898	4,900

**Leon County Government
Fiscal Year 2010 Budget**

**Public Works
Solid Waste - Rural Waste Service Centers (401-437-534)**

Budgetary Costs	FY 2008 Actual	FY 2009 Adopted	FY 2010 Continuation	FY 2010 Issues	FY 2010 Budget	FY 2011 Budget
Personal Services	466,335	441,382	460,324	7,112	467,436	481,755
Operating	376,790	376,905	285,632	66,538	352,170	362,385
Transportation	72,227	97,420	94,264	-	94,264	94,264
Total Budgetary Costs	<u>915,352</u>	<u>915,707</u>	<u>840,220</u>	<u>73,650</u>	<u>913,870</u>	<u>938,404</u>
Funding Sources	FY 2008 Actual	FY 2009 Adopted	FY 2010 Continuation	FY 2010 Issues	FY 2010 Budget	FY 2011 Budget
401 Solid Waste	915,352	915,707	840,220	73,650	913,870	938,404
Total Revenues	<u>915,352</u>	<u>915,707</u>	<u>840,220</u>	<u>73,650</u>	<u>913,870</u>	<u>938,404</u>
Staffing Summary	FY 2008 Actual	FY 2009 Adopted	FY 2010 Continuation	FY 2010 Issues	FY 2010 Budget	FY 2011 Budget
Rural Waste Site Attendant	6.00	6.00	6.00	-	6.00	6.00
Rural Waste Center Supervisor	1.00	1.00	1.00	-	1.00	1.00
Solid Waste Operator	2.00	2.00	2.00	-	2.00	2.00
Total Full-Time Equivalents (FTE)	<u>9.00</u>	<u>9.00</u>	<u>9.00</u>	<u>-</u>	<u>9.00</u>	<u>9.00</u>
OPS Staffing Summary	FY 2008 Actual	FY 2009 Adopted	FY 2010 Continuation	FY 2010 Issues	FY 2010 Budget	FY 2011 Budget
Rural Waste Consolidated OPS	1.00	1.00	1.00	-	1.00	1.00
Total OPS Full-Time Equivalents (FTE)	<u>1.00</u>	<u>1.00</u>	<u>1.00</u>	<u>-</u>	<u>1.00</u>	<u>1.00</u>

Notes:

This program is recommended at an overall decreased funding level due to service level reductions. However, there are increased costs associated with this program. The funding level adjustments for FY10 are as follows:

Decreases to Program Funding Levels:

1. Costs associated with workers' compensation.

Increases to Program Funding Levels:

1. Personnel costs associated with the operation of recycling services in the amount of \$7,112.
2. A 12% increase in employer contributions to health insurance as approved by the Board.
3. Contracts or other obligations for continuity of services for disposal of Class III waste at the Marpan Recycling Facility in the amount of \$66,538.

Solid Waste – Transfer Station Operations

Organizational Code: 401-441-534

Goal

The Transfer Station is an essential component of an integrated solid waste management system dedicated to excellent public service and responsible fiscal and environmental stewardship.

Objectives

1. Provide a management facility for residential and commercial Class I solid waste for all Leon County.
2. Conduct screening of delivered waste for prohibited materials.
3. Provide transportation and disposal of accepted waste to a regional landfill, by agreement with Waste Management, Inc.
4. Host tours and educational opportunities to civic and school groups to promote recycling and waste minimization.
5. Provide a facility for Continuity of Operations Plan (COOP) in case of disaster.
6. Provide public weighments at the facility scalehouse.
7. Provide litter control on Gum Road and portions of Capital Circle NW.

Statutory Requirements

Chapter 403.706(1), Florida Statutes - Requires counties to provide for the operation of solid waste disposal facilities to meet the needs of all incorporated and unincorporated areas of the county
 Chapter 62-701, Florida Administrative Code - Regulates permitting and operation of solid waste management facilities, including transfer stations
 Article V, Section 18-136, Leon County Code of Ordinances - Authorizes the County to own, operate and maintain solid waste transferring systems; and to levy a charge or assessment on the users of such systems
 Leon County Comprehensive Plan, Solid Waste Element

Advisory Board

Joint County-City Financial Review Committee

Benchmarking

Benchmark Data	Leon County	Benchmark
Tipping Fee	\$39/ton	\$40/ton

Benchmark Sources: Florida Department of Environmental Protection 2006 Data (Benchmark data based on average tipping fee of comparable counties); Leon County fee is the current fee.

Performance Measures

Performance Measures	FY 2007 Actual	FY 2008 Actual	FY 2009 Estimate	FY 2010 Estimate
% of operating days with waste left on the floor overnight	0	0	0	0
Average loading time for transport trailers	12 minutes	12 minutes	12 minutes	12 minutes
% of employees satisfying FDEP certification requirements	100	100	100	100
% of FDEP quarterly inspections found in compliance (no permit issues or violations)	100	100	100	100
Average net outbound load weight (tons)	22.5	23	22.5	22.5
Tons of Class I waste processed	186,338	178,437*	162,332*	166,405

Notes:

*In January 2009, Leon County entered into a contract with Wakulla County to use the transfer station in order to dispose of Wakulla County's waste at the Springhill Landfill. This increase waste tonnage has been included in the FY09 and FY10 estimates. It is important to note that due to recycling efforts by Leon County and the City of Tallahassee, the tonnage estimates at the Transfer Station are projected to moderately increase.

**Leon County Government
Fiscal Year 2010 Budget**

**Public Works
Solid Waste - Transfer Station Operations (401-441-534)**

Budgetary Costs	FY 2008 Actual	FY 2009 Adopted	FY 2010 Continuation	FY 2010 Issues	FY 2010 Budget	FY 2011 Budget
Personal Services	688,284	632,407	613,137	2,191	615,328	633,832
Operating	5,301,836	5,638,103	4,454,043	-	4,454,043	4,828,576
Transportation	178,147	133,854	167,849	43,000	210,849	210,849
Total Budgetary Costs	6,168,267	6,404,364	5,235,029	45,191	5,280,220	5,673,257
Funding Sources	FY 2008 Actual	FY 2009 Adopted	FY 2010 Continuation	FY 2010 Issues	FY 2010 Budget	FY 2011 Budget
401 Solid Waste	6,168,267	6,404,364	5,235,029	45,191	5,280,220	5,673,257
Total Revenues	6,168,267	6,404,364	5,235,029	45,191	5,280,220	5,673,257
Staffing Summary	FY 2008 Actual	FY 2009 Adopted	FY 2010 Continuation	FY 2010 Issues	FY 2010 Budget	FY 2011 Budget
Administrative Associate IV	1.00	-	-	-	-	-
Dir of Solid Waste	0.33	0.33	0.33	-	0.33	0.33
In-Mate Supervisor	0.20	0.20	0.20	-	0.20	0.20
Service Worker	1.00	1.00	1.00	-	1.00	1.00
Solid Waste Operator	5.00	4.00	4.00	-	4.00	4.00
Solid Waste Superintendent	0.33	0.33	0.33	-	0.33	0.33
Solid Waste Supervisor	1.00	1.00	1.00	-	1.00	1.00
Sr. Solid Waste Operator	1.00	1.00	1.00	-	1.00	1.00
Weighmaster	2.00	2.00	2.00	-	2.00	2.00
Solid Waste Financial Specialist	-	1.00	1.00	-	1.00	1.00
Contract Compliance Tech	-	1.00	1.00	-	1.00	1.00
Total Full-Time Equivalentents (FTE)	11.86	11.86	11.86	-	11.86	11.86

Notes:

This program is recommended at an overall decreased funding level due to personnel and service level reductions. However, there are increased costs associated with this program. The funding level adjustments for FY10 are as follows:

Decreases to Program Funding Levels:

1. Personnel costs associated with workers' compensation.
2. Contracts or other obligations for continuity of services for the fuel adjustments and a decrease in the CPI adjustment as specified in the Waste Management, Inc contract.
3. Vehicle coverage in the amount of \$3,468.

Increases to Program Funding Levels:

1. A 12% increase in employer contributions to health insurance as approved by the Board.
2. Vehicle repair costs in the amount of \$43,000.

**Leon County Government
Fiscal Year 2010 Budget**

Solid Waste – Hazardous Waste

Organizational Code: 401-443-534

Goal

The goal of the Hazardous Waste Management Program is to ensure that hazardous waste materials are properly managed and legally disposed in an environmentally sound manner.

Objectives

1. Accept hazardous waste from households and conditionally exempt small quantity generators.
2. Respond to requests for information and for assistance with hazardous waste disposal.
3. Recycle, treat or ship hazardous waste collected at the Hazardous Waste Center.
4. Operate "Swap Shop" to recycle items and materials for use by County residents.
5. Perform local hazardous waste assessments.
6. Organize hazardous waste round-ups at Rural Waste Service Centers.
7. Conduct neighborhood hazardous waste round-ups.
8. Provide hazardous waste disposal for the "Cash for Trash" program of the City of Tallahassee.
9. Consolidate and lab pack hazardous materials by type to reduce disposal cost.
10. Provide hazardous waste safety training for Solid Waste Division staff.
11. Inspect random loads for hazardous materials.
12. Provide hazardous materials management consulting services.

Statutory Requirements

Federal:

The Resource Conservation and Recovery Act ; Code of Federal Regulations Title 40 Chapter 1 Part 61 Subpart M, National Emission Standard for Asbestos; Code of Federal Regulations Title 40 Chapter 1 Parts 258, 259, 260, 261, 264, 268, 273, 279, Protection of Environment

State:

Florida Statutes Chapter 376, Pollution Discharge Prevention And Removal; Florida Statutes Chapter 403, Environmental Control; Florida Administrative Code (FAC) Chapter 62-701, Solid Waste Management Facilities; FAC Chapter 62-730, The Hazardous Waste Rule; FAC Chapter 62-731, County And Regional Hazardous Waste Management Programs; FAC Chapter 62-710, Used Oil Program; FAC Chapter 62-257, The Asbestos Program; FAC Chapter 62-737, The Management Of Spent Mercury Containing Lamps And Devices Destined For Recycling

Advisory Board

None

Performance Measures

Performance Measures	FY 2007 Actual	FY 2008 Actual	FY 2009 Estimate	FY 2010 Estimate
# of residents household hazardous waste disposal services provided to	9,400	9,242	11,000	11,000
# of conditionally exempt agencies and small businesses household hazardous waste disposal services provided to	193	176	200	200
# of off-site household hazardous waste disposal collection events	23	13	16	11*
# of pounds of potentially hazardous material processed	554,000	928,166	560,000	925,000
# of pounds of potentially hazardous material reused or recycled	395,000	341,525	400,000	350,000

*FY10 Estimate decrease is due to the standardization of the locations for collection events.

**Leon County Government
Fiscal Year 2010 Budget**

**Public Works
Solid Waste - Hazardous Waste (401-443-534)**

Budgetary Costs	FY 2008 Actual	FY 2009 Adopted	FY 2010 Continuation	FY 2010 Issues	FY 2010 Budget	FY 2011 Budget
Personal Services	211,604	194,835	217,619	-	217,619	223,610
Operating	139,905	181,499	172,774	-	172,774	172,774
Transportation	7,472	4,848	7,074	-	7,074	7,074
Total Budgetary Costs	<u>358,981</u>	<u>381,182</u>	<u>397,467</u>	<u>-</u>	<u>397,467</u>	<u>403,458</u>
Funding Sources	FY 2008 Actual	FY 2009 Adopted	FY 2010 Continuation	FY 2010 Issues	FY 2010 Budget	FY 2011 Budget
401 Solid Waste	358,981	381,182	397,467	-	397,467	403,458
Total Revenues	<u>358,981</u>	<u>381,182</u>	<u>397,467</u>	<u>-</u>	<u>397,467</u>	<u>403,458</u>
Staffing Summary	FY 2008 Actual	FY 2009 Adopted	FY 2010 Continuation	FY 2010 Issues	FY 2010 Budget	FY 2011 Budget
Hazardous Materials Technician	2.00	2.00	2.00	-	2.00	2.00
Hazardous Waste Manager	1.00	1.00	1.00	-	1.00	1.00
Total Full-Time Equivalents (FTE)	<u>3.00</u>	<u>3.00</u>	<u>3.00</u>	<u>-</u>	<u>3.00</u>	<u>3.00</u>
OPS Staffing Summary	FY 2008 Actual	FY 2009 Adopted	FY 2010 Continuation	FY 2010 Issues	FY 2010 Budget	FY 2011 Budget
Haz Waste Consolidated OPS	1.00	1.00	1.00	-	1.00	1.00
Total OPS Full-Time Equivalents (FTE)	<u>1.00</u>	<u>1.00</u>	<u>1.00</u>	<u>-</u>	<u>1.00</u>	<u>1.00</u>

Notes:

This program is recommended at an overall increased funding level due to service and personnel level enhancements. The funding level adjustments for FY10 are as follows:

Increases to Program Funding Levels:

1. Personnel costs associated with deferred compensation and overtime costs associated with Household Hazardous Waste Roundups.
2. A 12% increase in employer contributions to health insurance as approved by the Board.

Solid Waste – Recycling Services & Education

Organizational Code: 401-471-534

Goal

The goal of the Recycling Services and Education Division are to provide recycling services and education to residents, businesses and government in order to prevent pollution, preserve natural resources, and protect our local environment and reduce solid waste disposal.

Objectives

1. Promote recycling and waste reduction through public education programs including brochures, television, website, and radio.
2. Participate in special events such as Earth Day, Compost Bin Sales, and America Recycles Day.
3. Operate and maintain the Rural Waste Service Centers' recycling programs.
4. Organize and oversee the electronics, cardboard, Styrofoam and yard waste recycling efforts.
5. Organize and provide education services to County facilities, schools, and other organizations.
6. Apply for and manage recycling and waste reduction grants.
7. Partner with City and State agencies and not-for-profit organizations to promote waste reduction and recycling.
8. Market processed recyclables.
9. Provide recycling and public education consulting services.
10. Provide Recycling Information Kiosks at all Rural Waste Service Centers.

Statutory Requirements

The Florida Solid Waste Management Act of 1988 significantly altered the County's responsibility for managing solid waste by establishing that each county has the power to provide for the operation of solid waste facilities to meet the needs of all incorporated and unincorporated areas of their respective county. Also, the Act determined that cities could not operate disposal facilities except under special circumstances and that each Florida county must meet a 30% recycling goal by 1994.

Florida Administrative Code, Chapter 62-701 "Operating Restrictions and Practices for Solid Waste Facilities".

Advisory Board

None

Benchmarking

Benchmark Data	Leon County	Comparable Counties	Statewide Goal
% of waste tonnage recycled	28%	30%	30%

Benchmark Sources: Florida Administrative Code, Chapter 62-701, The Florida Solid Waste Management Act of 1988, Florida Department of Environmental Protection 2006 Data

Comparable counties data based on average rate of comparable counties.

Performance Measures

Performance Measures	FY 2007 Actual	FY 2008 Actual	FY 2009 Estimate	FY 2010 Estimate
Rural Waste Service Center Recycling tonnage	650	650	700	700
County Buildings/Offices Recycling tonnage	47	87	40	60
County Schools Recycling tonnage	N/A*	N/A*	60	62
County Curbside Recycling tonnage	1,114	4,334	4,500	4,600
# of participating community-wide Recycling related events	5	9	5	9
# of waste reduction/recycling community education presentations	40	117	120	N/A
# of citizens participating in Recycling educational presentations	N/A*	N/A*	6,500	7,000

*New standards were established in FY09 for these measures.

**Leon County Government
Fiscal Year 2010 Budget**

**Public Works
Solid Waste - Recycling Services & Education (401-471-534)**

Budgetary Costs	FY 2008 Actual	FY 2009 Adopted	FY 2010 Continuation	FY 2010 Issues	FY 2010 Budget	FY 2011 Budget
Personal Services	151,423	198,505	186,219	-	186,219	191,834
Operating	237,398	235,356	226,906	15,531	242,437	242,437
Transportation	25,628	18,090	36,151	-	36,151	36,151
Total Budgetary Costs	<u>414,449</u>	<u>451,951</u>	<u>449,276</u>	<u>15,531</u>	<u>464,807</u>	<u>470,422</u>
Funding Sources	FY 2008 Actual	FY 2009 Adopted	FY 2010 Continuation	FY 2010 Issues	FY 2010 Budget	FY 2011 Budget
401 Solid Waste	414,449	451,951	449,276	15,531	464,807	470,422
Total Revenues	<u>414,449</u>	<u>451,951</u>	<u>449,276</u>	<u>15,531</u>	<u>464,807</u>	<u>470,422</u>
Staffing Summary	FY 2008 Actual	FY 2009 Adopted	FY 2010 Continuation	FY 2010 Issues	FY 2010 Budget	FY 2011 Budget
Community Education Coord.	1.00	1.00	1.00	-	1.00	1.00
In-Mate Supervisor	-	-	1.00	-	1.00	1.00
Recycling Coordinator	1.00	1.00	1.00	-	1.00	1.00
Solid Waste Operator	1.00	1.00	1.00	-	1.00	1.00
Recycling Assistant	1.00	1.00	-	-	-	-
Total Full-Time Equivalents (FTE)	<u>4.00</u>	<u>4.00</u>	<u>4.00</u>	<u>-</u>	<u>4.00</u>	<u>4.00</u>

Notes:

This program is recommended at an overall increased funding level due to personnel and service level enhancements. The funding level adjustments for FY10 are as follows:

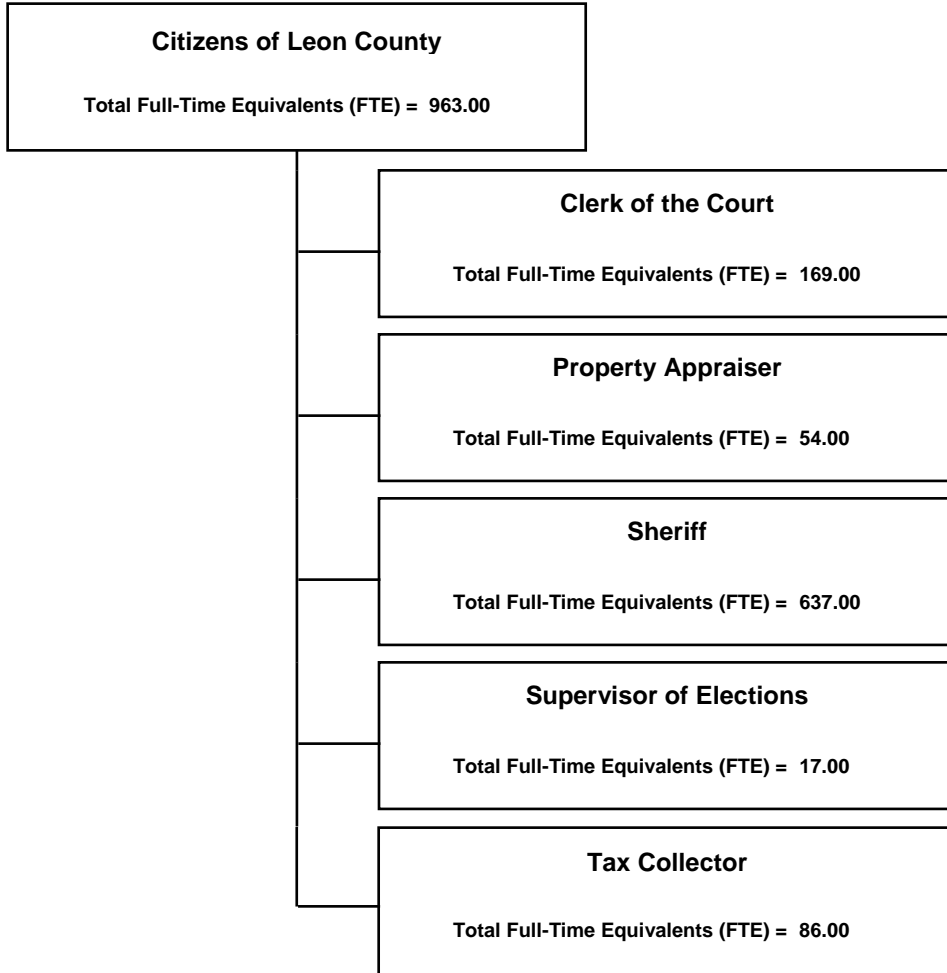
Increases to Program Funding Levels:

1. A 12% increase in employer contributions to health insurance as approved by the Board.
2. Contracts or other obligations for continuity of services of temporary labor for recycling efforts in the amount of \$15,531.

Constitutional

Organizational Chart	11 - 2
Executive Summary	11 - 3
Constitutional Summary	11 - 4
Clerk of the Court	11 - 5
Property Appraiser	11 - 9
Sheriff	11 - 11
Supervisor of Elections	11 - 22
Tax Collector	11 - 28

Constitutional



Constitutional

Executive Summary

The Constitutional section of the Leon County FY 2009/2010 Annual Budget is comprised of the Clerk of County Courts, the Property Appraiser, the Sheriff's Office, the Supervisor of Elections, and the Tax Collector.

The Leon County Clerk's Office serves as the Clerk of the Circuit Court, the Treasurer and Custodian of County funds, and the Clerk to the Board of County Commissioners. The Property Appraiser assesses all property located within Leon County to ensure property is assessed as required by state statute. The Leon County Sheriff's Office provides law enforcement services, detention and correctional services, coordination of public safety programs and provides Enhanced 9-1-1, and emergency management services. The Supervisor of Elections is responsible for the registration of citizens to vote, processing and maintaining voter records, and conducts all elections for the community. The Tax Collector's Office provides tax collection and distribution services to taxpayers, business and taxing authorities.

HIGHLIGHTS

The Clerk's Office is primarily funded by fees, and due to the recession economy has seen a significant decline in revenue over the past two years. Consequently, the Clerk has had to reduce staffing by 13.5 FTE during this time. Even with these reductions, the Clerk's Office will continue to provide the staffing for the County Courts (Small Claims, Traffic, and Misdemeanor); provide accounting services for the Board of County Commissioners, records management, Clerk and County Court accounting, cash management and payroll services; keep minutes of the Board's meetings and workshops; and provide treasury, custodian, and accounting functions for the Supervisor of Elections. The Clerk's Office will also continue to effectively use technology to enhance the efficiency and effectiveness of the services it offers to its customers.

The Property Appraiser's Office completed appraisals for all exempt government structures in the county, improved access to records and implemented existing exemptions, such as low income senior exemption, and the granny-flat exemption. Last year the Property Appraiser successfully implemented the criteria specified in the voter approved Constitutional Amendment # 1 and subsequent legislative enactment. This included the additional \$25,000 homestead exemption on property valued greater than \$75,000, and Save-Our-Homes portability, which allows homeowners to move accrued property tax savings to new dwellings within the State of Florida. This year, in response to budget reduction requests the Property Appraiser reduced staffing by two positions.

The Sheriff's Office continues to provide the highest professional level of effective and efficient law enforcement services to the residents of Leon County. The Sheriff's Office also is responsible for providing Enhanced 9-1-1 services for the reporting of emergencies to response agencies such as Police, Fire, and Emergency Medical Services. To assist with budget reductions, the Sheriff's submitted a budget with \$938,000 in reductions and reduced operating expenditures in Law Enforcement by 9.7%.

The Supervisor of Elections continues to provide quality voter registration and election services to the citizens of Leon County. Due to the upcoming state and local election cycle, the Supervisor of Elections budget has increased by 18.5%. The budget also includes funding for consolidated warehouse space to accommodate office operations and the storage of newly required election equipment.

The Tax Collector continues to provide efficient, accurate, and convenient tax collection to taxpayers, businesses, and taxing authorities in a fair, friendly, courteous and professional manner. The Tax Collectors budget reflects a reduction in anticipated property tax commission payments due to the 7% decline in countywide property values. The County is also responsible for paying commission on the ad valorem assessment from the Leon School Board. In addition, the Tax Collector has committed to returning a minimum of \$455,000 in excess fees at the end of the fiscal year.

**Leon County Government
Fiscal Year 2010 Budget**

Constitutional

Budgetary Costs	FY 2008 Actual	FY 2009 Adopted	FY 2010 Continuation	FY 2010 Issues	FY 2010 Budget	FY 2011 Budget
Personnel Services	47,606,491	49,532,623	49,819,346	-	49,819,346	51,932,276
Operating	15,206,252	16,321,662	16,086,909	-	16,086,909	15,794,557
Transportation	962,316	4,921	7,028	-	7,028	7,028
Capital Outlay	1,914,897	1,005,244	1,175,595	-	1,175,595	1,175,420
Constitutional Payments	415,507	-	-	-	-	-
General Fund	10,579,959	10,978,622	10,655,751	-	10,655,751	10,916,767
Transfers to Capital Projects	27,210	27,319	28,139	-	28,139	28,983
Transfers to Special Revenues	315,490	312,846	322,888	-	322,888	332,044
Budgeted Reserves	-	252,000	305,000	-	305,000	305,000
Sheriff Offset	-	(1,508,064)	(1,690,484)	-	(1,690,484)	(1,690,484)
Total Budgetary Costs	77,028,122	76,927,173	76,710,172	-	76,710,172	78,801,591

Appropriations	FY 2008 Actual	FY 2009 Adopted	FY 2010 Continuation	FY 2010 Issues	FY 2010 Budget	FY 2011 Budget
Clerk of the Circuit Court	1,922,365	1,927,079	2,035,695	-	2,035,695	2,081,358
Property Appraiser	4,479,165	4,559,707	4,453,138	-	4,453,138	4,631,592
Sheriff	61,886,213	62,427,394	61,952,481	-	61,952,481	64,029,674
Supervisor of Elections	3,776,524	2,917,983	3,466,986	-	3,466,986	3,202,095
Tax Collector	4,963,855	5,095,010	4,801,872	-	4,801,872	4,856,872
Total Budget	77,028,122	76,927,173	76,710,172	-	76,710,172	78,801,591

Funding Sources	FY 2008 Actual	FY 2009 Adopted	FY 2010 Continuation	FY 2010 Issues	FY 2010 Budget	FY 2011 Budget
001 General Fund	10,579,959	10,978,622	10,655,751	-	10,655,751	10,916,767
060 Supervisor of Elections	3,923,741	2,917,983	3,466,986	-	3,466,986	3,202,095
110 Fine and Forfeiture	60,974,483	61,423,399	60,952,408	-	60,952,408	63,037,702
123 Stormwater Utility	17,080	16,391	16,883	-	16,883	17,389
125 Grants	123,711	121,155	121,155	-	121,155	121,155
130 9-1-1 Emergency Communications	1,207,239	1,267,004	1,284,000	-	1,284,000	1,284,000
135 Emergency Medical Services MSTU	164,900	164,900	173,150	-	173,150	181,800
162 Special Assessment Paving (2/3 2/3 Repay)	5,221	5,400	6,700	-	6,700	6,700
164 Special Assessment - Killearn Lakes Units I and II Sewer	4,578	5,000	5,000	-	5,000	5,000
401 Solid Waste	27,210	27,319	28,139	-	28,139	28,983
Total Revenues	77,028,122	76,927,173	76,710,172	-	76,710,172	78,801,591

Staffing Summary	FY 2008 Actual	FY 2009 Adopted	FY 2010 Continuation	FY 2010 Issues	FY 2010 Budget	FY 2011 Budget
Clerk of the Circuit Court	182.50	182.50	169.00	-	169.00	169.00
Property Appraiser	58.00	56.00	56.00	(2.00)	54.00	54.00
Sheriff	641.00	640.00	637.00	-	637.00	637.00
Supervisor of Elections	17.00	17.00	17.00	-	17.00	17.00
Tax Collector	86.00	86.00	86.00	-	86.00	86.00
Total Full-Time Equivalents (FTE)	984.50	981.50	965.00	(2.00)	963.00	963.00

OPS Staffing Summary	FY 2008 Actual	FY 2009 Adopted	FY 2010 Continuation	FY 2010 Issues	FY 2010 Budget	FY 2011 Budget
Supervisor of Elections	1.00	1.00	1.00	-	1.00	1.00
Total OPS Full-Time Equivalents (FTE)	1.00	1.00	1.00	-	1.00	1.00

**Leon County Government
Fiscal Year 2010 Budget**

**Constitutional
Clerk of the Circuit Court Summary**

Budgetary Costs	FY 2008 Actual	FY 2009 Adopted	FY 2010 Continuation	FY 2010 Issues	FY 2010 Budget	FY 2011 Budget
Operating	419,220	384,164	405,082	-	405,082	413,183
General Fund	1,503,145	1,542,915	1,630,613	-	1,630,613	1,668,175
Total Budgetary Costs	<u>1,922,365</u>	<u>1,927,079</u>	<u>2,035,695</u>	<u>-</u>	<u>2,035,695</u>	<u>2,081,358</u>
Appropriations	FY 2008 Actual	FY 2009 Adopted	FY 2010 Continuation	FY 2010 Issues	FY 2010 Budget	FY 2011 Budget
Clerk - Article V Expenses (110-537-614)	419,220	384,164	405,082	-	405,082	413,183
Clerk - Finance Administration (001-132-586)	1,503,145	1,542,915	1,630,613	-	1,630,613	1,668,175
Total Budget	<u>1,922,365</u>	<u>1,927,079</u>	<u>2,035,695</u>	<u>-</u>	<u>2,035,695</u>	<u>2,081,358</u>
Funding Sources	FY 2008 Actual	FY 2009 Adopted	FY 2010 Continuation	FY 2010 Issues	FY 2010 Budget	FY 2011 Budget
001 General Fund	1,503,145	1,542,915	1,630,613	-	1,630,613	1,668,175
110 Fine and Forfeiture	419,220	384,164	405,082	-	405,082	413,183
Total Revenues	<u>1,922,365</u>	<u>1,927,079</u>	<u>2,035,695</u>	<u>-</u>	<u>2,035,695</u>	<u>2,081,358</u>
Staffing Summary	FY 2008 Actual	FY 2009 Adopted	FY 2010 Continuation	FY 2010 Issues	FY 2010 Budget	FY 2011 Budget
Clerk - Article V Expenses (110-537-614)	156.50	156.50	143.00	-	143.00	143.00
Clerk - Finance Administration (001-132-586)	26.00	26.00	26.00	-	26.00	26.00
Total Full-Time Equivalentents (FTE)	<u>182.50</u>	<u>182.50</u>	<u>169.00</u>	<u>-</u>	<u>169.00</u>	<u>169.00</u>

**Leon County Government
Fiscal Year 2010 Budget**

Clerk of the Court

Organizational Code: 001-132-586/110-537-614

Mission Statement

The mission of the Leon County Clerk's Office is to efficiently and effectively perform the responsibilities of Clerk of the Circuit and County Courts, Clerk to the Board of County Commissioners, Recorder, Guardian of Public Records, Treasurer, and Auditor.

Summary of Services Provided

1. Provides the staffing for the County Courts (Small Claims, Traffic, and Misdemeanor).
2. Provides accounting services for the Board of County Commissioners, records management, Clerk and County Court accounting, cash management and payroll services.
3. Keeps minutes of the Board's meetings and workshops.
4. Provides treasury, custodian, and accounting functions for the Supervisor of Elections.

Statutory Requirements

Florida Statutes Chapter 28 Clerks of the Circuit Courts; Chapter 34 County Courts; Chapter 36 County Depositories; Chapter 43 Courts; General Provisions; Chapter 938 Court Costs.

Advisory Board

Investment Oversight Committee and Audit Advisory Committee.

Benchmarking

Benchmark Data*	FY08 Leon County Range	Benchmark
All Case types listed below – Criminal and Civil	88.8% - 100%	80%

*Note: 80% Benchmark established by the Clerks of Courts Operations Corporation created by the Florida Legislature as part of Article V

Performance Measures

Performance Measure	Annual Projected % of Cases opened within x business days after initial documents are clocked in	FY2007 Actual	FY2008 Actual	FY2009 Estimate	FY2010 Estimate
Criminal Cases	Cases opened for Circuit Court defendants within 2 business days	100	100	100	100
	Cases opened for County Court defendants within 3 business days	99.6	95.8	99	98.1
	Cases opened for within 2 business days	97.8	95.6	95.1	96.2
	Traffic (UTC) cases opened within 3 business days	86.7	91.8	90.9	89.8
Civil Cases	Court Circuit cases opened within 2 business days	97.7	94.4	90.6	94.2
	County cases opened within 2 business days	99.9	99.6	99.6	99.7
	Traffic (UTC) cases opened within 4 business days	86.7	85.7	97.1	89.8
	Probate cases opened within 2 business days	99.8	99.7	99.1	99.5
	Family cases opened within 3 business days	99.6	98.7	99.6	99.3
	Juvenile Delinquency cases opened within 2 business days	99.6	100.0	100	99.9
Performance Measure	Annual Projected % of docket entries entered within x business days after clock in/action taken date				
Criminal Cases	Circuit defendants docket entries entered within 2 business days	99.7	99.7	99.7	99.7
	County defendants docket entries entered within 3 business days	98.9	98.8	99.4	99.0
	Juvenile Delinquency docket entries entered within 2 business days	98.0	98.6	98.7	98.4
	Traffic (UTC) docket entries entered within 3 business days	93.6	94.8	91.8	93.4
Civil Cases	Circuit cases entered within 3 business days	98.0	96.9	97.8	97.6
	County cases entered within 3 business days	99.1	98.8	98.9	98.9
	Traffic (UTC) cases entered within 4 business days	93.5	92.5	98.5	94.8
	Probate cases entered within 3 business days	99.1	99.3	97.9	98.8
	Family cases entered within 3 business days	98.0	97.8	97.7	97.8
Juvenile Delinquency cases entered within 3 business days	96.8	95.7	99.2	97.2	

Tax Deed Activity*	FY2007 Actual	FY2008 Actual	FY2009 Estimated	FY2010 Estimated
Redeemed: property owner pays delinquent taxes before property goes to auction	70	84	113	202
Sold: tax deed sold at auction	34	33	43	87
Cancelled: auction activity stopped, and matter is referred back to the Tax Collector's Office	0	1	3	3
Pending: legal verification and notification process prior to redemption or auction	1	0	209	225
Total	105	118	368	517

*Tax Deed Procedures were revised in FY 2007. Measures were recalculated for FY 2007 to ensure statistics were consistent for all years shown.

**Leon County Government
Fiscal Year 2010 Budget**

**Constitutional
Clerk of the Circuit Court - Clerk - Finance Administration (001-132-586)**

Budgetary Costs	FY 2008 Actual	FY 2009 Adopted	FY 2010 Continuation	FY 2010 Issues	FY 2010 Budget	FY 2011 Budget
General Fund	1,503,145	1,542,915	1,630,613	-	1,630,613	1,668,175
Total Budgetary Costs	<u>1,503,145</u>	<u>1,542,915</u>	<u>1,630,613</u>	<u>-</u>	<u>1,630,613</u>	<u>1,668,175</u>
Funding Sources	FY 2008 Actual	FY 2009 Adopted	FY 2010 Continuation	FY 2010 Issues	FY 2010 Budget	FY 2011 Budget
001 General Fund	1,503,145	1,542,915	1,630,613	-	1,630,613	1,668,175
Total Revenues	<u>1,503,145</u>	<u>1,542,915</u>	<u>1,630,613</u>	<u>-</u>	<u>1,630,613</u>	<u>1,668,175</u>
Staffing Summary	FY 2008 Actual	FY 2009 Adopted	FY 2010 Continuation	FY 2010 Issues	FY 2010 Budget	FY 2011 Budget
Clerk - Finance Division	26.00	26.00	26.00	-	26.00	26.00
Total Full-Time Equivalents (FTE)	<u>26.00</u>	<u>26.00</u>	<u>26.00</u>	<u>-</u>	<u>26.00</u>	<u>26.00</u>

Notes:

This program is recommended at an overall increase funding level due to personnel and service level increases. The funding level adjustments for FY10 are as follows:

1. A 12% increase in employer contributions to health care as approved by the Board.

**Leon County Government
Fiscal Year 2010 Budget**

**Constitutional
Clerk of the Circuit Court - Clerk - Article V Expenses (110-537-614)**

Budgetary Costs	FY 2008 Actual	FY 2009 Adopted	FY 2010 Continuation	FY 2010 Issues	FY 2010 Budget	FY 2011 Budget
Operating	419,220	384,164	405,082	-	405,082	413,183
Total Budgetary Costs	<u>419,220</u>	<u>384,164</u>	<u>405,082</u>	<u>-</u>	<u>405,082</u>	<u>413,183</u>
Funding Sources	FY 2008 Actual	FY 2009 Adopted	FY 2010 Continuation	FY 2010 Issues	FY 2010 Budget	FY 2011 Budget
110 Fine and Forfeiture	419,220	384,164	405,082	-	405,082	413,183
Total Revenues	<u>419,220</u>	<u>384,164</u>	<u>405,082</u>	<u>-</u>	<u>405,082</u>	<u>413,183</u>
Staffing Summary	FY 2008 Actual	FY 2009 Adopted	FY 2010 Continuation	FY 2010 Issues	FY 2010 Budget	FY 2011 Budget
Clerk - Courts	156.50	156.50	101.50	-	101.50	101.50
Clerk - Information Services	-	-	10.00	-	10.00	10.00
Clerk - Administration	-	-	31.50	-	31.50	31.50
Total Full-Time Equivalents (FTE)	<u>156.50</u>	<u>156.50</u>	<u>143.00</u>	<u>-</u>	<u>143.00</u>	<u>143.00</u>

Notes:

This program is recommended at an overall increased funding level due to personnel and service level enhancements. However there are decreased costs associated with this program. The funding level adjustments for FY10 are as follows:

Increases to Program Funding Levels:

1. Leon County's statutory obligation to fund costs associated with Article V in the amount of \$20,918.

Decreases to Program Funding Levels:

1. The elimination of one Human Resources position during FY 2009 for a savings of \$82,156.

Property Appraiser

Organizational Code: 001-152-586

Mission Statement

The mission of the Property Appraiser is to assess all property located within Leon County according to the laws of the State of Florida, thereby assuring all property owners with a fair and equitable taxing structure.

Summary of Services Provided

1. Assess all property located within Leon County.
2. Provide effective and efficient service to the citizens of Leon County.
3. Administer all exemptions and classifications.
4. Provide Tax Roll for all taxing authorities.
5. Administer the Truth In Millage (TRIM) process.

Statutory Requirements

Florida Statute, Chapter 192.091 and Florida Statute, Chapter 195.087, Chapters 193, 194, 196, 197, 200.

Advisory Board

None

Performance Measures

Performance Measures	FY2007 Actual	FY2008 Actual	FY2009 Estimate	FY2010Estimate
# of Homestead Exemptions	54,639	56,800	57,250	56,067
# of Senior Exemptions	1,878	1,978	1,900	1,823

**Leon County Government
Fiscal Year 2010 Budget**

**Constitutional
Property Appraiser (001-512-586)**

Budgetary Costs	FY 2008 Actual	FY 2009 Adopted	FY 2010 Continuation	FY 2010 Issues	FY 2010 Budget	FY 2011 Budget
General Fund	4,479,165	4,559,707	4,453,138	-	4,453,138	4,631,592
Total Budgetary Costs	<u>4,479,165</u>	<u>4,559,707</u>	<u>4,453,138</u>	<u>-</u>	<u>4,453,138</u>	<u>4,631,592</u>
Funding Sources	FY 2008 Actual	FY 2009 Adopted	FY 2010 Continuation	FY 2010 Issues	FY 2010 Budget	FY 2011 Budget
001 General Fund	4,479,165	4,559,707	4,453,138	-	4,453,138	4,631,592
Total Revenues	<u>4,479,165</u>	<u>4,559,707</u>	<u>4,453,138</u>	<u>-</u>	<u>4,453,138</u>	<u>4,631,592</u>
Staffing Summary	FY 2008 Actual	FY 2009 Adopted	FY 2010 Continuation	FY 2010 Issues	FY 2010 Budget	FY 2011 Budget
Property Appraiser	1.00	1.00	1.00	-	1.00	1.00
Financial Officer	1.00	1.00	1.00	-	1.00	1.00
Administrative Supervisor/Secretary/Telephone Operator	3.00	2.00	2.00	-	2.00	2.00
Assistant Property Appraiser	1.00	1.00	1.00	-	1.00	1.00
Chief Deputy of Appraisals	1.00	1.00	1.00	-	1.00	1.00
Commercial Analyst	4.00	4.00	4.00	(1.00)	3.00	3.00
Exemption/Customer Service Supervisor	1.00	1.00	1.00	-	1.00	1.00
Data Entry Operator	2.00	2.00	2.00	-	2.00	2.00
Chief Information Officer	1.00	1.00	1.00	-	1.00	1.00
Director of Management Services	1.00	1.00	1.00	-	1.00	1.00
Director of Real Estate	1.00	1.00	1.00	-	1.00	1.00
Exempt/Customer Service Technicians	5.00	5.00	5.00	-	5.00	5.00
GIS Coordinator	1.00	1.00	1.00	-	1.00	1.00
GIS/IT Specialist	3.00	3.00	3.00	-	3.00	3.00
Land Appraisers/Sales	4.00	4.00	4.00	-	4.00	4.00
Land Supervisor	1.00	1.00	1.00	-	1.00	1.00
NAL Supervisor	1.00	1.00	1.00	-	1.00	1.00
TPP Supervisor	1.00	1.00	1.00	-	1.00	1.00
Network System Administrator	1.00	1.00	1.00	-	1.00	1.00
Residential Appraisal/Specialist	12.00	12.00	12.00	-	12.00	12.00
RE Title/NAL Technician	4.00	4.00	4.00	-	4.00	4.00
Supervisor/Administrator Field Operations	2.00	2.00	2.00	-	2.00	2.00
TPP Appraiser/Auditor	4.00	4.00	4.00	(1.00)	3.00	3.00
Tax Roll Administrator	1.00	1.00	1.00	-	1.00	1.00
Document Records Manager	1.00	-	-	-	-	-
Total Full-Time Equivalents (FTE)	<u>58.00</u>	<u>56.00</u>	<u>56.00</u>	<u>(2.00)</u>	<u>54.00</u>	<u>54.00</u>

Notes:

This program is recommended at an overall decreased funding level due to personnel and service level reductions. The funding level adjustments for FY10 are as follows:

Decreases to Program Funding Levels:

1. The elimination of two support positions in the amount of \$139,384.

**Leon County Government
Fiscal Year 2010 Budget**

**Constitutional
Sheriff Summary**

Budgetary Costs	FY 2008 Actual	FY 2009 Adopted	FY 2010 Continuation	FY 2010 Issues	FY 2010 Budget	FY 2011 Budget
Personnel Services	45,722,441	47,809,361	48,081,590	-	48,081,590	50,152,958
Operating	13,197,091	14,752,698	13,970,625	-	13,970,625	13,970,625
Transportation	958,311	-	-	-	-	-
Capital Outlay	1,884,659	1,000,244	1,164,595	-	1,164,595	1,170,420
Transfers to Special Revenues	123,711	121,155	121,155	-	121,155	121,155
Budgeted Reserves	-	252,000	305,000	-	305,000	305,000
Sheriff Offset	-	(1,508,064)	(1,690,484)	-	(1,690,484)	(1,690,484)
Total Budgetary Costs	<u>61,886,213</u>	<u>62,427,394</u>	<u>61,952,481</u>	<u>-</u>	<u>61,952,481</u>	<u>64,029,674</u>
Appropriations	FY 2008 Actual	FY 2009 Adopted	FY 2010 Continuation	FY 2010 Issues	FY 2010 Budget	FY 2011 Budget
Corrections (110-511-586)	27,930,069	29,554,921	29,418,602	-	29,418,602	30,556,335
Emergency Management (125-864-525)	123,711	121,155	121,155	-	121,155	121,155
Enhanced 9-1-1 (130-180-586)	1,207,239	1,267,004	1,284,000	-	1,284,000	1,284,000
Law Enforcement (110-510-586)	32,625,194	31,484,314	31,128,724	-	31,128,724	32,068,184
Total Budget	<u>61,886,213</u>	<u>62,427,394</u>	<u>61,952,481</u>	<u>-</u>	<u>61,952,481</u>	<u>64,029,674</u>
Funding Sources	FY 2008 Actual	FY 2009 Adopted	FY 2010 Continuation	FY 2010 Issues	FY 2010 Budget	FY 2011 Budget
110 Fine and Forfeiture	60,555,263	61,039,235	60,547,326	-	60,547,326	62,624,519
125 Grants	123,711	121,155	121,155	-	121,155	121,155
130 9-1-1 Emergency Communications	1,207,239	1,267,004	1,284,000	-	1,284,000	1,284,000
Total Revenues	<u>61,886,213</u>	<u>62,427,394</u>	<u>61,952,481</u>	<u>-</u>	<u>61,952,481</u>	<u>64,029,674</u>
Staffing Summary	FY 2008 Actual	FY 2009 Adopted	FY 2010 Continuation	FY 2010 Issues	FY 2010 Budget	FY 2011 Budget
Corrections (110-511-586)	299.00	299.00	299.00	(6.00)	293.00	293.00
Emergency Management (125-864-525)	2.00	2.00	2.00	-	2.00	2.00
Enhanced 9-1-1 (130-180-586)	5.00	5.00	5.00	-	5.00	5.00
Law Enforcement (110-510-586)	335.00	334.00	331.00	6.00	337.00	337.00
Total Full-Time Equivalents (FTE)	<u>641.00</u>	<u>640.00</u>	<u>637.00</u>	<u>-</u>	<u>637.00</u>	<u>637.00</u>

Sheriff – Law Enforcement

Organizational Code: 110-510-586

Mission Statement

The mission of the Leon County Sheriff's Office – Law Enforcement is to provide the highest professional level of effective and efficient law enforcement services to the residents of Leon County.

Summary of Services Provided

1. Provide a uniformed deputy to respond to all emergency and non-emergency calls for service.
2. Investigate crimes and diligently pursue those persons who violate the law.
3. Provide School Resource Officers at all high schools and middle schools.
4. Execute all processes of the Supreme Court, Circuit Court, County Court, and Board of County Commissioners.
5. Provide Leon County courthouse and courtroom security.
6. Provide the citizens of Leon County with informational publications and programs for crime prevention.
7. To be actively involved in the community by practicing community oriented policing activities and by creating partnerships with local charity agencies.

Statutory Requirements

F.S. Article V, Chapter 30 – Sheriffs

Advisory Board

Public Safety Communications Board

Performance Measures

Performance Measures	FY2007 Actual	FY2008 Actual	FY2009 Estimate	FY2010 Estimate
# of civil processes served	29,326	34,275	35,404	36,112
# of uniform patrol primary/secondary calls for service	178,528	175,903	170,000	173,400
# of warrants served	9,355	8,003	6,858	6,995
# visitors checked at Courthouse entrances	489,763	447,819	411,172	419,395

**Leon County Government
Fiscal Year 2010 Budget**

**Constitutional
Sheriff - Law Enforcement (110-510-586)**

Budgetary Costs	FY 2008 Actual	FY 2009 Adopted	FY 2010 Continuation	FY 2010 Issues	FY 2010 Budget	FY 2011 Budget
Personnel Services	27,211,600	27,311,701	27,222,167	-	27,222,167	28,157,602
Operating	3,086,814	4,325,976	3,924,913	-	3,924,913	3,924,913
Transportation	919,832	-	-	-	-	-
Capital Outlay	1,406,948	950,244	1,114,595	-	1,114,595	1,118,620
Sheriff Offset	-	(1,103,607)	(1,132,951)	-	(1,132,951)	(1,132,951)
Total Budgetary Costs	<u>32,625,194</u>	<u>31,484,314</u>	<u>31,128,724</u>	<u>-</u>	<u>31,128,724</u>	<u>32,068,184</u>
Funding Sources	FY 2008 Actual	FY 2009 Adopted	FY 2010 Continuation	FY 2010 Issues	FY 2010 Budget	FY 2011 Budget
110 Fine and Forfeiture	32,625,194	31,484,314	31,128,724	-	31,128,724	32,068,184
Total Revenues	<u>32,625,194</u>	<u>31,484,314</u>	<u>31,128,724</u>	<u>-</u>	<u>31,128,724</u>	<u>32,068,184</u>

**Leon County Government
Fiscal Year 2010 Budget**

**Constitutional
Sheriff - Law Enforcement (110-510-586)**

Staffing Summary	FY 2008 Actual	FY 2009 Adopted	FY 2010 Continuation	FY 2010 Issues	FY 2010 Budget	FY 2011 Budget
Aircraft Mechanic	1.00	1.00	1.00	-	1.00	1.00
Bailiff Technician	3.00	3.00	3.00	-	3.00	3.00
Bailiff Unit Supervisor	1.00	1.00	1.00	-	1.00	1.00
Captain	5.00	5.00	5.00	-	5.00	5.00
Clerk Specialist	4.00	4.00	4.00	-	4.00	4.00
Communications Officer	34.00	34.00	30.00	-	30.00	30.00
Communications Supervisor	1.00	1.00	1.00	-	1.00	1.00
Deputy	184.00	184.00	184.00	-	184.00	184.00
Evidence Custodian	2.00	2.00	2.00	-	2.00	2.00
Finance & Accounting Director	1.00	1.00	1.00	-	1.00	1.00
Fiscal Assistant	2.00	2.00	2.00	-	2.00	2.00
Fleet Maintenance Director	1.00	1.00	1.00	-	1.00	1.00
Lieutenant	13.00	13.00	13.00	-	13.00	13.00
Communications Lieutenant	-	-	1.00	-	1.00	1.00
Major	4.00	4.00	4.00	-	4.00	4.00
Process Server	6.00	6.00	6.00	-	6.00	6.00
Records Clerk	5.00	5.00	5.00	-	5.00	5.00
Records System Manager	1.00	1.00	1.00	-	1.00	1.00
Secretary II	6.00	6.00	6.00	-	6.00	6.00
Sergeant	28.00	28.00	28.00	-	28.00	28.00
Sheriff's Secretary	1.00	-	-	-	-	-
Sheriff	1.00	1.00	1.00	-	1.00	1.00
Victim Advocate	1.00	1.00	1.00	-	1.00	1.00
IT Technician	3.00	3.00	3.00	1.00	4.00	4.00
Administrative Assistant	1.00	1.00	1.00	-	1.00	1.00
Civil Enforcement Specialist	1.00	1.00	1.00	-	1.00	1.00
Communications/Lead Worker	4.00	4.00	4.00	-	4.00	4.00
Communications/Shift Supervisor	4.00	4.00	4.00	-	4.00	4.00
Crime Analyst	1.00	1.00	1.00	-	1.00	1.00
Fingerprint Clerk	1.00	1.00	1.00	-	1.00	1.00
Fiscal Operations Purch/Prop	1.00	1.00	1.00	1.00	2.00	2.00
Fleet Maintenance Mechanic	3.00	3.00	3.00	1.00	4.00	4.00
Human Resources Generalist	1.00	1.00	1.00	1.00	2.00	2.00
Human Resources Lead Generalist	1.00	1.00	1.00	-	1.00	1.00
Human Resources Manager	1.00	1.00	1.00	-	1.00	1.00
IT Manager	1.00	1.00	1.00	-	1.00	1.00
Publication Specialist	1.00	1.00	1.00	-	1.00	1.00
Records Assist Manager	1.00	1.00	1.00	-	1.00	1.00
Records Specialist	2.00	2.00	2.00	-	2.00	2.00
Communications Manager	1.00	1.00	1.00	-	1.00	1.00
Latent Fingerprint Examiner	1.00	1.00	1.00	-	1.00	1.00
Paralegal	1.00	1.00	1.00	-	1.00	1.00
Fiscal Assist Manager	-	-	-	1.00	1.00	1.00
Training Technician	-	-	-	1.00	1.00	1.00
Total Full-Time Equivalents (FTE)	<u>335.00</u>	<u>334.00</u>	<u>331.00</u>	<u>6.00</u>	<u>337.00</u>	<u>337.00</u>

Constitutional
Sheriff - Law Enforcement (110-510-586)

Notes:

This program is recommended at an overall decreased funding level due to personnel and service level reductions. The funding level adjustments for FY10 are as follows:

Decreases to Program Funding Levels:

1. Operating reduction in the amount of \$618,505, which includes fuel, insurance, contractual services and other operating costs, offset by a 12% increase in employer contributions to health care as approved by the Board.

The six position increase is associated with a reciprocal decrease in positions in the Corrections budget.

Sheriff – Corrections

Organizational Code: 110-511-586

Mission Statement

The mission of the Leon County Sheriff's Office - Corrections is to provide the highest professional level of effective and efficient detention and correctional services to the residents of Leon County.

Summary of Services Provided

1. Provide care, custody, and control of inmates.
2. Provide medical care of inmates.
3. Administer financial responsibility for medical expenses.
4. Provide transportation of inmates.
5. Provide educational and treatment programs for inmates.
6. Manage inmate work crew programs.

Statutory Requirements

F.S. Article V, Chapter 30 – Sheriffs

Advisory Board

Public Safety Coordinating Council

Performance Measures

Performance Measures	FY2007 Actual	FY2008 Actual	FY2009 Estimate	FY2010 Estimate
# of inmates on average	1,162	1,147	1,012	1,113
# of work crew labor hours	270,949	249,166	225,000	240,000

**Leon County Government
Fiscal Year 2010 Budget**

**Constitutional
Sheriff - Corrections (110-511-586)**

Budgetary Costs	FY 2008 Actual	FY 2009 Adopted	FY 2010 Continuation	FY 2010 Issues	FY 2010 Budget	FY 2011 Budget
Personnel Services	18,265,494	20,233,828	20,593,582	-	20,593,582	21,729,515
Operating	9,489,666	9,675,550	9,332,553	-	9,332,553	9,332,553
Transportation	38,479	-	-	-	-	-
Capital Outlay	136,430	50,000	50,000	-	50,000	51,800
Sheriff Offset	-	(404,457)	(557,533)	-	(557,533)	(557,533)
Total Budgetary Costs	27,930,069	29,554,921	29,418,602	-	29,418,602	30,556,335

Funding Sources	FY 2008 Actual	FY 2009 Adopted	FY 2010 Continuation	FY 2010 Issues	FY 2010 Budget	FY 2011 Budget
110 Fine and Forfeiture	27,930,069	29,554,921	29,418,602	-	29,418,602	30,556,335
Total Revenues	27,930,069	29,554,921	29,418,602	-	29,418,602	30,556,335

Staffing Summary	FY 2008 Actual	FY 2009 Adopted	FY 2010 Continuation	FY 2010 Issues	FY 2010 Budget	FY 2011 Budget
Major	1.00	1.00	1.00	-	1.00	1.00
Captain	4.00	4.00	4.00	-	4.00	4.00
Lieutenant	9.00	9.00	9.00	-	9.00	9.00
Sergeant	24.00	24.00	24.00	-	24.00	24.00
Correctional Officer	206.00	206.00	206.00	-	206.00	206.00
Correctional Technician	35.00	35.00	35.00	-	35.00	35.00
Administrative Assistant	3.00	3.00	3.00	-	3.00	3.00
Fiscal Coordinator	1.00	1.00	1.00	(1.00)	-	-
Training Technician	1.00	1.00	1.00	(1.00)	-	-
Inmate Records Clerk	1.00	1.00	1.00	-	1.00	1.00
Facilities Maintenance Manager	1.00	1.00	1.00	-	1.00	1.00
IT Support Staff	2.00	2.00	2.00	(1.00)	1.00	1.00
Fiscal Purchasing	2.00	2.00	2.00	(1.00)	1.00	1.00
Human Resources Generalist	1.00	1.00	1.00	(1.00)	-	-
Facilities Maintenance - Electrician	2.00	2.00	2.00	-	2.00	2.00
Facilities Maintenance - General	2.00	2.00	2.00	-	2.00	2.00
Facilities Maintenance - HVAC	2.00	2.00	2.00	-	2.00	2.00
Facilities Maintenance - Plumber	1.00	1.00	1.00	-	1.00	1.00
Fleet Mechanic	1.00	1.00	1.00	(1.00)	-	-
Total Full-Time Equivalents (FTE)	299.00	299.00	299.00	(6.00)	293.00	293.00

Notes:

This program is recommended at an overall decreased funding level due to personnel and service level reductions. The funding level adjustments for FY10 are as follows:

Decreases to Program Funding Levels:

1. Operating reduction in the amount of \$319,690, which includes fuel, insurance, contractual services and other operating costs, offset by a 12% increase in employer contributions to health care as approved by the Board.

The six position decrease is associated with a reciprocal increase in positions in the Law Enforcement budget.

Sheriff – Emergency Management

Organizational Code: 125-864-525

Mission Statement

The mission of Emergency Management is to save lives and protect the property of the residents of Leon County through the coordination of cost-effective and integrated public safety programs.

Summary of Services Provided

1. Maintain the Comprehensive Emergency Management Plan.
2. Maintain the functionality of the Emergency Operations Center.
3. Review Health Care Facility Plans.
4. Provide education on disaster preparedness, response, recovery, and mitigation.

Statutory Requirements

F.S. 252.31-252.60 - "State Emergency Management Act"

Advisory Board

State Emergency Response Commission for Hazardous Materials; Local Emergency Planning Committee for Hazardous Materials; North Florida Domestic Security Task Force; Florida Domestic Security State Working Group Executive Committee; Local Mitigation Strategy Steering Committee; Emergency Alert System Committee; Special Needs Committee; Florida Emergency Preparedness Association Board of Directors; American Red Cross Board of Directors; Florida Division of Emergency Management, Emergency Management Advisory workgroup.

Performance Measures

Performance Measures	FY2007 Actual	FY2008 Actual	FY2009 Estimate	FY2010 Estimate
# of annual exercises conducted	9	9	10	8
# of health care facility plans reviewed	19	21	26	26
#of presentation conducted	10	10	10	10

**Leon County Government
Fiscal Year 2010 Budget**

**Constitutional
Sheriff - Emergency Management (125-864-525)**

Budgetary Costs	FY 2008 Actual	FY 2009 Adopted	FY 2010 Continuation	FY 2010 Issues	FY 2010 Budget	FY 2011 Budget
Transfers to Special Revenues	123,711	121,155	121,155	-	121,155	121,155
Total Budgetary Costs	<u>123,711</u>	<u>121,155</u>	<u>121,155</u>	<u>-</u>	<u>121,155</u>	<u>121,155</u>
Funding Sources	FY 2008 Actual	FY 2009 Adopted	FY 2010 Continuation	FY 2010 Issues	FY 2010 Budget	FY 2011 Budget
125 Grants	123,711	121,155	121,155	-	121,155	121,155
Total Revenues	<u>123,711</u>	<u>121,155</u>	<u>121,155</u>	<u>-</u>	<u>121,155</u>	<u>121,155</u>
Staffing Summary	FY 2008 Actual	FY 2009 Adopted	FY 2010 Continuation	FY 2010 Issues	FY 2010 Budget	FY 2011 Budget
Emergency Management Coordinator	1.00	1.00	1.00	-	1.00	1.00
Emergency Management Director	1.00	1.00	1.00	-	1.00	1.00
Total Full-Time Equivalents (FTE)	<u>2.00</u>	<u>2.00</u>	<u>2.00</u>	<u>-</u>	<u>2.00</u>	<u>2.00</u>

Notes:

This program is recommended at the same funding level as the prior fiscal year. The budget represents the County match for the program's Federal and State grant funding.

Sheriff – Enhanced 911

Organizational Code: 130-180-586

Mission Statement

The mission of Enhanced 9-1-1 is to provide Enhanced 9-1-1 services for the reporting of emergencies to response agencies including law enforcement, Fire Department, and Emergency Medical Services (EMS).

Summary of Services Provided

1. Maintain the Master Street Address Guide to insure 9-1-1 database accuracy.
2. Respond to subpoena requests for 9-1-1 information as received from the State Attorney's Office.
3. Develop and maintain diagrams of critical and key facilities within Leon County.
4. Develop digital map displays for the 9-1-1 system to pinpoint the location of landline and cellular callers.

Statutory Requirements

F.S. 365.171-175(9-1-1 and Wireless Enhanced 9-1-1)

Advisory Board

State National Emergency Number Association – Vice President/West Florida

Performance Measures

Performance Measures	FY2007 Actual	FY2008 Actual	FY2009 Estimate	FY2010 Estimate
# of days taken to respond to subpoena requests for 9-1-1	1	1	1	1
# of monthly detailed facility layouts produced	7	9	9	10
% of 9-1-1 database accuracy	98	98	99	99
% of 9-1-1 mapping system accuracy (Cellular)	90	95	96	97
% of 9-1-1 mapping system accuracy (Landline)	98	98	98	98

**Leon County Government
Fiscal Year 2010 Budget**

**Constitutional
Sheriff - Enhanced 9-1-1 (130-180-586)**

Budgetary Costs	FY 2008 Actual	FY 2009 Adopted	FY 2010 Continuation	FY 2010 Issues	FY 2010 Budget	FY 2011 Budget
Personnel Services	245,347	263,832	265,841	-	265,841	265,841
Operating	620,611	751,172	713,159	-	713,159	713,159
Capital Outlay	341,281	-	-	-	-	-
Budgeted Reserves	-	252,000	305,000	-	305,000	305,000
Total Budgetary Costs	<u>1,207,239</u>	<u>1,267,004</u>	<u>1,284,000</u>	<u>-</u>	<u>1,284,000</u>	<u>1,284,000</u>

Funding Sources	FY 2008 Actual	FY 2009 Adopted	FY 2010 Continuation	FY 2010 Issues	FY 2010 Budget	FY 2011 Budget
130 9-1-1 Emergency Communications	1,207,239	1,267,004	1,284,000	-	1,284,000	1,284,000
Total Revenues	<u>1,207,239</u>	<u>1,267,004</u>	<u>1,284,000</u>	<u>-</u>	<u>1,284,000</u>	<u>1,284,000</u>

Staffing Summary	FY 2008 Actual	FY 2009 Adopted	FY 2010 Continuation	FY 2010 Issues	FY 2010 Budget	FY 2011 Budget
Administrative Associate IV	1.00	1.00	1.00	-	1.00	1.00
Customer Services Specialist	1.00	1.00	1.00	-	1.00	1.00
Customer Services Technician	2.00	2.00	2.00	-	2.00	2.00
9-1-1 Systems Manager	1.00	1.00	1.00	-	1.00	1.00
Total Full-Time Equivalents (FTE)	<u>5.00</u>	<u>5.00</u>	<u>5.00</u>	<u>-</u>	<u>5.00</u>	<u>5.00</u>

Notes:

This program is recommended at an overall increased funding level due to personnel and service level enhancements. However, there are decreased costs associated with this program. The funding level adjustments for FY10 are as follows:

Increases to Program Funding Levels:

1. Budgeted Reserves in the amount of \$53,000, offset by a 12% increase in employer contributions to health care as approved by the Board.

Decreases to Program Funding Levels:

1. Contractual services in the amount of \$20,000.
2. Decreased costs associated with workers' compensation.
3. Communication costs in the amount of \$60,000.
4. Data processing supplies in the amount of \$10,000.

**Leon County Government
Fiscal Year 2010 Budget**

**Constitutional
Supervisor of Elections Summary**

Budgetary Costs	FY 2008 Actual	FY 2009 Adopted	FY 2010 Continuation	FY 2010 Issues	FY 2010 Budget	FY 2011 Budget
Personnel Services	1,884,050	1,723,262	1,737,756	-	1,737,756	1,779,318
Operating	1,589,941	1,184,800	1,711,202	-	1,711,202	1,410,749
Transportation	4,005	4,921	7,028	-	7,028	7,028
Capital Outlay	30,238	5,000	11,000	-	11,000	5,000
Constitutional Payments	268,290	-	-	-	-	-
Total Budgetary Costs	<u>3,776,524</u>	<u>2,917,983</u>	<u>3,466,986</u>	<u>-</u>	<u>3,466,986</u>	<u>3,202,095</u>

Appropriations	FY 2008 Actual	FY 2009 Adopted	FY 2010 Continuation	FY 2010 Issues	FY 2010 Budget	FY 2011 Budget
Elections (060-521-513)	1,748,251	1,151,622	1,677,787	-	1,677,787	1,380,293
Elections (060-521-586)	268,290	-	-	-	-	-
SOE Grants (060-525-513)	47,314	-	-	-	-	-
Voter Registration (060-520-513)	1,712,669	1,766,361	1,789,199	-	1,789,199	1,821,802
Total Budget	<u>3,776,524</u>	<u>2,917,983</u>	<u>3,466,986</u>	<u>-</u>	<u>3,466,986</u>	<u>3,202,095</u>

Funding Sources	FY 2008 Actual	FY 2009 Adopted	FY 2010 Continuation	FY 2010 Issues	FY 2010 Budget	FY 2011 Budget
060 Supervisor of Elections	3,776,524	2,917,983	3,466,986	-	3,466,986	3,202,095
Total Revenues	<u>3,776,524</u>	<u>2,917,983</u>	<u>3,466,986</u>	<u>-</u>	<u>3,466,986</u>	<u>3,202,095</u>

Staffing Summary	FY 2008 Actual	FY 2009 Adopted	FY 2010 Continuation	FY 2010 Issues	FY 2010 Budget	FY 2011 Budget
Voter Registration (060-520-513)	17.00	17.00	17.00	-	17.00	17.00
Total Full-Time Equivalents (FTE)	<u>17.00</u>	<u>17.00</u>	<u>17.00</u>	<u>-</u>	<u>17.00</u>	<u>17.00</u>

OPS Staffing Summary	FY 2008 Actual	FY 2009 Adopted	FY 2010 Continuation	FY 2010 Issues	FY 2010 Budget	FY 2011 Budget
Elections (060-521-513)	1.00	1.00	1.00	-	1.00	1.00
Total OPS Full-Time Equivalents (FTE)	<u>1.00</u>	<u>1.00</u>	<u>1.00</u>	<u>-</u>	<u>1.00</u>	<u>1.00</u>

Supervisor of Elections

Organizational Code: 060-520/521-513

Mission Statement

The mission of the Supervisor of Elections is to pursue excellence in the registration of citizens to vote in compliance with the National Voter Registration Act as well as process and maintain voter records in a timely and professional manner that serves all citizens of Leon County. The Supervisor of Elections conducts all elections within Leon County with integrity and accuracy, in a proficient and cost effective manner that serves all citizens.

Summary of Services Provided

Voter Registration

1. Qualifies and registers electors using state and federal forms and guidelines; Issues new or replacement voter information cards as needed.
2. Maintain registration records in physical and electronic form via the statewide voter registration data base.
3. Performs annual address confirmation maintenance via verification of addresses through the national clearing house for postal change of addresses.
4. Performs voter outreach in Leon County by providing access to voter registration material at over 125 branch sites including libraries, schools and banks.
5. Performs voter outreach at many local events to educate the public on how to register to vote or make changes to their registration as well as provide opportunities to answer questions concerning registration, voting, and elections.

Elections

1. Conducts all regularly scheduled Federal, State, County and Municipal elections as well as any special election as required by the state, county, City of Tallahassee or special district.
2. Qualifies all candidates for County, Municipal or special district office within Leon County.
3. Provide candidates, parties and committees with information on voters including name and address, registration status, demographics and voting history, maps and special precinct based information such as precinct street maps and lists.
4. Publish election related material and advertising as required by state statute notifying citizens, candidates, political parties, and committees of dates of events relating to all elections.
5. Train poll workers for each election as required by state statute.
6. Verification of signatures on candidate and initiative petitions with certification to the State of Florida.

Statutory Requirements

Florida Constitution; Florida Statutes 97-106 Elections Code; Florida Statute 129.201- 129.202; the National Voter Registration Act; the Voting Rights Act; and the Help America Voter Act of 2002

Advisory Board

County Canvassing Board

Performance Measures

Performance Measures*	2004 Election Cycle** Actual		2006 Election Cycle Actual		2008 Election Cycle** Actual		2010 Election Cycle Estimates	
	Primary	General	Primary	General	Primary	General	Primary	General
# of Eligible Voters	155,352	171,182	146,067	143,495	152,875	174,544	181,000	185,000
# of Voters Who Voted	55,855	136,638	54,322	90,980	47,746	149,319	60,000	130,000
# of Early Voters	4,593	17,974	4,692	7,688	4,255	42,432	15,000	35,000
# of Poll Workers	849	1,169	1,052	1,159	1,025	1,314	1,000	1,300
# of Absentee Ballots Mailed	9,413	26,216	9,396	16,807	14,632	31,887	16,000	35,000
# of Absentee Ballots Processed	7,645	22,674	6,894	14,768	10,239	29,261	13,500	32,000

*Note: Election Cycles span two fiscal years. Example: The Election Cycle for 2008 included Fiscal Years 2008 and 2009. Every four years a Presidential Preference Primary is also held with numbers comparable to a Primary Election.

**Leon County Government
Fiscal Year 2010 Budget**

**Constitutional
Supervisor of Elections - Voter Registration (060-520-513)**

Budgetary Costs	FY 2008 Actual	FY 2009 Adopted	FY 2010 Continuation	FY 2010 Issues	FY 2010 Budget	FY 2011 Budget
Personnel Services	1,464,887	1,474,949	1,483,195	-	1,483,195	1,518,111
Operating	215,190	284,200	296,502	-	296,502	294,189
Transportation	2,354	2,212	4,502	-	4,502	4,502
Capital Outlay	30,238	5,000	5,000	-	5,000	5,000
Total Budgetary Costs	<u>1,712,669</u>	<u>1,766,361</u>	<u>1,789,199</u>	<u>-</u>	<u>1,789,199</u>	<u>1,821,802</u>

Funding Sources	FY 2008 Actual	FY 2009 Adopted	FY 2010 Continuation	FY 2010 Issues	FY 2010 Budget	FY 2011 Budget
060 Supervisor of Elections	1,712,669	1,766,361	1,789,199	-	1,789,199	1,821,802
Total Revenues	<u>1,712,669</u>	<u>1,766,361</u>	<u>1,789,199</u>	<u>-</u>	<u>1,789,199</u>	<u>1,821,802</u>

Staffing Summary	FY 2008 Actual	FY 2009 Adopted	FY 2010 Continuation	FY 2010 Issues	FY 2010 Budget	FY 2011 Budget
Administrative Services Manager	1.00	1.00	1.00	-	1.00	1.00
Assistant Supervisor of Elect	1.00	1.00	1.00	-	1.00	1.00
Demographics/GIS Manager	1.00	1.00	1.00	-	1.00	1.00
Elections Coordinator	1.00	1.00	1.00	-	1.00	1.00
Elections Records Manager	1.00	1.00	1.00	-	1.00	1.00
Elections Records Specialist	3.00	3.00	3.00	-	3.00	3.00
Elections System Manager	1.00	1.00	1.00	-	1.00	1.00
Outreach Coordinator	1.00	1.00	1.00	-	1.00	1.00
Election Records Clerk	1.00	1.00	1.00	-	1.00	1.00
Supervisor of Elections	1.00	1.00	1.00	-	1.00	1.00
Voting System Manager	1.00	1.00	1.00	-	1.00	1.00
Warehouse Technician	1.00	1.00	1.00	-	1.00	1.00
Elections Information Specialist	1.00	1.00	1.00	-	1.00	1.00
Voting System Technician II	1.00	1.00	1.00	-	1.00	1.00
Voting System Technician	1.00	1.00	1.00	-	1.00	1.00
Total Full-Time Equivalents (FTE)	<u>17.00</u>	<u>17.00</u>	<u>17.00</u>	<u>-</u>	<u>17.00</u>	<u>17.00</u>

Notes:

This program is recommended at an overall increased funding level due to service level enhancements. However, there are decreased costs associated with this program. The funding level adjustments for FY10 are as follows:

Increases to Program Funding Levels:

1. Operating costs in the amount of \$15,302 are associated with the regular election cycle.
2. Vehicle repair costs in the amount of \$1,047.
3. Fuel and oil costs in the amount of \$1,243.
4. A 12% increase in employer contributions to health insurance as approved by the Board.

Decreases to Program Funding Levels:

1. Decreased costs associated with workers' compensation.

**Leon County Government
Fiscal Year 2010 Budget**

**Constitutional
Supervisor of Elections - Elections (060-521-513)**

Budgetary Costs	FY 2008 Actual	FY 2009 Adopted	FY 2010 Continuation	FY 2010 Issues	FY 2010 Budget	FY 2011 Budget
Personnel Services	419,163	248,313	254,561	-	254,561	261,207
Operating	1,327,437	900,600	1,414,700	-	1,414,700	1,116,560
Transportation	1,651	2,709	2,526	-	2,526	2,526
Capital Outlay	-	-	6,000	-	6,000	-
Total Budgetary Costs	<u>1,748,251</u>	<u>1,151,622</u>	<u>1,677,787</u>	<u>-</u>	<u>1,677,787</u>	<u>1,380,293</u>

Funding Sources	FY 2008 Actual	FY 2009 Adopted	FY 2010 Continuation	FY 2010 Issues	FY 2010 Budget	FY 2011 Budget
060 Supervisor of Elections	1,748,251	1,151,622	1,677,787	-	1,677,787	1,380,293
Total Revenues	<u>1,748,251</u>	<u>1,151,622</u>	<u>1,677,787</u>	<u>-</u>	<u>1,677,787</u>	<u>1,380,293</u>

OPS Staffing Summary	FY 2008 Actual	FY 2009 Adopted	FY 2010 Continuation	FY 2010 Issues	FY 2010 Budget	FY 2011 Budget
Elections Consolidated OPS	1.00	1.00	1.00	-	1.00	1.00
Total OPS Full-Time Equivalents (FTE)	<u>1.00</u>	<u>1.00</u>	<u>1.00</u>	<u>-</u>	<u>1.00</u>	<u>1.00</u>

Notes:

This program is recommended at an overall increased funding level due to service level enhancements. However, there are decreased costs associated with this program. The funding level adjustments for FY10 are as follows:

Increases to Program Funding Levels:

1. Operating costs in the amount of \$218,600 associated with the regular election cycle, such as \$98,520 for postage, \$48,550 for printed materials, \$25,000 communication charges, \$10,350 for voting machine licensing and software upgrades, and other charges for voting security, and voter education advertising.
2. Additional rental costs associated with consolidated warehouse space in the amount of \$275,500.
3. Additional utility costs for consolidated warehouse space in the amount of \$20,000.
4. A 12% increase in employer contributions to health insurance costs as approved by the Board.

Decreases to Program Funding Levels:

1. Vehicle coverage costs in the amount of \$513.

**Leon County Government
Fiscal Year 2010 Budget**

**Constitutional
Supervisor of Elections - Elections (060-521-586)**

Budgetary Costs	FY 2008 Actual	FY 2009 Adopted	FY 2010 Continuation	FY 2010 Issues	FY 2010 Budget	FY 2011 Budget
General Fund	268,290	-	-	-	-	-
Total Budgetary Costs	<u>268,290</u>	<u>-</u>	<u>-</u>	<u>-</u>	<u>-</u>	<u>-</u>
Funding Sources	FY 2008 Actual	FY 2009 Adopted	FY 2010 Continuation	FY 2010 Issues	FY 2010 Budget	FY 2011 Budget
060 Supervisor of Elections	268,290	-	-	-	-	-
Total Revenues	<u>268,290</u>	<u>-</u>	<u>-</u>	<u>-</u>	<u>-</u>	<u>-</u>

**Leon County Government
Fiscal Year 2010 Budget**

**Constitutional
Supervisor of Elections - SOE Grants (060-525-513)**

Budgetary Costs	FY 2008 Actual	FY 2009 Adopted	FY 2010 Continuation	FY 2010 Issues	FY 2010 Budget	FY 2011 Budget
Operating	47,314	-	-	-	-	-
Total Budgetary Costs	<u>47,314</u>	<u>-</u>	<u>-</u>	<u>-</u>	<u>-</u>	<u>-</u>
Funding Sources	FY 2008 Actual	FY 2009 Adopted	FY 2010 Continuation	FY 2010 Issues	FY 2010 Budget	FY 2011 Budget
060 Supervisor of Elections	47,314	-	-	-	-	-
Total Revenues	<u>47,314</u>	<u>-</u>	<u>-</u>	<u>-</u>	<u>-</u>	<u>-</u>

**Leon County Government
Fiscal Year 2010 Budget**

**Constitutional
Tax Collector Summary**

Budgetary Costs	FY 2008 Actual	FY 2009 Adopted	FY 2010 Continuation	FY 2010 Issues	FY 2010 Budget	FY 2011 Budget
General Fund	4,744,866	4,876,000	4,572,000	-	4,572,000	4,617,000
Transfers to Capital Projects	27,210	27,319	28,139	-	28,139	28,983
Transfers to Special Revenues	191,779	191,691	201,733	-	201,733	210,889
Total Budgetary Costs	4,963,855	5,095,010	4,801,872	-	4,801,872	4,856,872
Appropriations	FY 2008 Actual	FY 2009 Adopted	FY 2010 Continuation	FY 2010 Issues	FY 2010 Budget	FY 2011 Budget
Elections (060-520-586)	147,217	-	-	-	-	-
Tax Collector (001-513-586)	4,597,649	4,876,000	4,572,000	-	4,572,000	4,617,000
Tax Collector (123-513-586)	17,080	16,391	16,883	-	16,883	17,389
Tax Collector (135-513-586)	164,900	164,900	173,150	-	173,150	181,800
Tax Collector (162-513-586)	5,221	5,400	6,700	-	6,700	6,700
Tax Collector (164-513-586)	4,578	5,000	5,000	-	5,000	5,000
Tax Collector (401-513-586)	27,210	27,319	28,139	-	28,139	28,983
Total Budget	4,963,855	5,095,010	4,801,872	-	4,801,872	4,856,872
Funding Sources	FY 2008 Actual	FY 2009 Adopted	FY 2010 Continuation	FY 2010 Issues	FY 2010 Budget	FY 2011 Budget
001 General Fund	4,597,649	4,876,000	4,572,000	-	4,572,000	4,617,000
060 Supervisor of Elections	147,217	-	-	-	-	-
123 Stormwater Utility	17,080	16,391	16,883	-	16,883	17,389
135 Emergency Medical Services MSTU	164,900	164,900	173,150	-	173,150	181,800
162 Special Assessment Paving (2/3 2/3 Repay)	5,221	5,400	6,700	-	6,700	6,700
164 Special Assessment - Killlearn Lakes Units I and II Sewer	4,578	5,000	5,000	-	5,000	5,000
401 Solid Waste	27,210	27,319	28,139	-	28,139	28,983
Total Revenues	4,963,855	5,095,010	4,801,872	-	4,801,872	4,856,872
Staffing Summary	FY 2008 Actual	FY 2009 Adopted	FY 2010 Continuation	FY 2010 Issues	FY 2010 Budget	FY 2011 Budget
Tax Collector (001-513-586)	86.00	86.00	86.00	-	86.00	86.00
Total Full-Time Equivalents (FTE)	86.00	86.00	86.00	-	86.00	86.00

Tax Collector

Organizational Code: 001-513-586

Mission Statement

The Leon County Tax Collector's Office collects authorized taxes and fees from people and businesses in a fair and professional manner, and efficiently distributes the proceeds in accordance with law to the taxing authorities.

Summary of Services Provided

1. Collect all authorized property taxes and fees within Leon County.
2. Efficiently distribute the collected taxes and fees to the appropriate authorities in accordance with law.
3. Perform responsibilities and provide services to people and businesses in a fair, efficient and courteous fashion.
4. Effectively perform as agents of the Florida Department of Highway Safety and Motor Vehicles and the Florida Fish and Wildlife Conservation Commission.

Statutory Requirements

Florida Statutes, Chapters 192, 197, 218, 319, 320 and 322

Advisory Board

None

**Leon County Government
Fiscal Year 2010 Budget**

**Constitutional
Tax Collector - Tax Collector (001-513-586)**

Budgetary Costs	FY 2008 Actual	FY 2009 Adopted	FY 2010 Continuation	FY 2010 Issues	FY 2010 Budget	FY 2011 Budget
General Fund	4,597,649	4,876,000	4,572,000	-	4,572,000	4,617,000
Total Budgetary Costs	<u>4,597,649</u>	<u>4,876,000</u>	<u>4,572,000</u>	<u>-</u>	<u>4,572,000</u>	<u>4,617,000</u>
Funding Sources	FY 2008 Actual	FY 2009 Adopted	FY 2010 Continuation	FY 2010 Issues	FY 2010 Budget	FY 2011 Budget
001 General Fund	4,597,649	4,876,000	4,572,000	-	4,572,000	4,617,000
Total Revenues	<u>4,597,649</u>	<u>4,876,000</u>	<u>4,572,000</u>	<u>-</u>	<u>4,572,000</u>	<u>4,617,000</u>
Staffing Summary	FY 2008 Actual	FY 2009 Adopted	FY 2010 Continuation	FY 2010 Issues	FY 2010 Budget	FY 2011 Budget
Tax Collector	86.00	86.00	86.00	-	86.00	86.00
Total Full-Time Equivalents (FTE)	<u>86.00</u>	<u>86.00</u>	<u>86.00</u>	<u>-</u>	<u>86.00</u>	<u>86.00</u>

Notes:

This Board budget allocation is not the entire Tax Collector's budget, but only the portion relative to statutorily charged commissions paid by the County.

This program is recommended at an overall decreased funding level due to personnel and service level reductions. The funding level adjustments for FY10 are as follows:

Decreases to Program Funding Levels:

1. Decrease in commission payments in the amount of \$305,000. This decline in commissions is a direct result of a 7% decline in countywide property values and maintaining the same millage rate (7.85) as the previous fiscal year. In addition to the property taxes levied by the County, according to Florida Statutes, the County is responsible for all commissions associated with the School Board ad valorem assessments.

Any increased commissions paid for excess collections will be off-set by the return of corresponding excess fees at the end of the fiscal year. The Tax Collector has committed to returning no less than \$455,000 in excess fees for FY 2010.

**Leon County Government
Fiscal Year 2010 Budget**

**Constitutional
Tax Collector - Elections (060-520-586)**

Budgetary Costs	FY 2008 Actual	FY 2009 Adopted	FY 2010 Continuation	FY 2010 Issues	FY 2010 Budget	FY 2011 Budget
General Fund	147,217	-	-	-	-	-
Total Budgetary Costs	<u>147,217</u>	<u>-</u>	<u>-</u>	<u>-</u>	<u>-</u>	<u>-</u>
Funding Sources	FY 2008 Actual	FY 2009 Adopted	FY 2010 Continuation	FY 2010 Issues	FY 2010 Budget	FY 2011 Budget
060 Supervisor of Elections	147,217	-	-	-	-	-
Total Revenues	<u>147,217</u>	<u>-</u>	<u>-</u>	<u>-</u>	<u>-</u>	<u>-</u>

**Leon County Government
Fiscal Year 2010 Budget**

**Constitutional
Tax Collector - Tax Collector (123-513-586)**

Budgetary Costs	FY 2008 Actual	FY 2009 Adopted	FY 2010 Continuation	FY 2010 Issues	FY 2010 Budget	FY 2011 Budget
Transfers to Special Revenues	17,080	16,391	16,883	-	16,883	17,389
Total Budgetary Costs	<u>17,080</u>	<u>16,391</u>	<u>16,883</u>	<u>-</u>	<u>16,883</u>	<u>17,389</u>
Funding Sources	FY 2008 Actual	FY 2009 Adopted	FY 2010 Continuation	FY 2010 Issues	FY 2010 Budget	FY 2011 Budget
123 Stormwater Utility	17,080	16,391	16,883	-	16,883	17,389
Total Revenues	<u>17,080</u>	<u>16,391</u>	<u>16,883</u>	<u>-</u>	<u>16,883</u>	<u>17,389</u>

Note
The budget reflects estimated commission payments associated with the collection of the non-ad valorem stormwater assessment set at \$20 per single family equivalent amount of impervious area.

**Leon County Government
Fiscal Year 2010 Budget**

**Constitutional
Tax Collector - Tax Collector (135-513-586)**

Budgetary Costs	FY 2008 Actual	FY 2009 Adopted	FY 2010 Continuation	FY 2010 Issues	FY 2010 Budget	FY 2011 Budget
Transfers to Special Revenues	164,900	164,900	173,150	-	173,150	181,800
Total Budgetary Costs	<u>164,900</u>	<u>164,900</u>	<u>173,150</u>	<u>-</u>	<u>173,150</u>	<u>181,800</u>
Funding Sources	FY 2008 Actual	FY 2009 Adopted	FY 2010 Continuation	FY 2010 Issues	FY 2010 Budget	FY 2011 Budget
135 Emergency Medical Services MSTU	164,900	164,900	173,150	-	173,150	181,800
Total Revenues	<u>164,900</u>	<u>164,900</u>	<u>173,150</u>	<u>-</u>	<u>173,150</u>	<u>181,800</u>

Note

The budget reflects estimated commission payments associated with the collection of Emergency Medical Services MSTU ad valorem taxes.

**Leon County Government
Fiscal Year 2010 Budget**

**Constitutional
Tax Collector - Tax Collector (162-513-586)**

Budgetary Costs	FY 2008 Actual	FY 2009 Adopted	FY 2010 Continuation	FY 2010 Issues	FY 2010 Budget	FY 2011 Budget
Transfers to Special Revenues	5,221	5,400	6,700	-	6,700	6,700
Total Budgetary Costs	<u>5,221</u>	<u>5,400</u>	<u>6,700</u>	<u>-</u>	<u>6,700</u>	<u>6,700</u>
Funding Sources	FY 2008 Actual	FY 2009 Adopted	FY 2010 Continuation	FY 2010 Issues	FY 2010 Budget	FY 2011 Budget
162 Special Assessment Paving (2/3 2/3 Repay)	5,221	5,400	6,700	-	6,700	6,700
Total Revenues	<u>5,221</u>	<u>5,400</u>	<u>6,700</u>	<u>-</u>	<u>6,700</u>	<u>6,700</u>

Note
The budget reflects estimated commission payments associated with the collection of the special assessments on subdivision lots associated with County infrastructure improvements, primarily roadway and associated stormwater improvements.

**Leon County Government
Fiscal Year 2010 Budget**

**Constitutional
Tax Collector - Tax Collector (164-513-586)**

Budgetary Costs	FY 2008 Actual	FY 2009 Adopted	FY 2010 Continuation	FY 2010 Issues	FY 2010 Budget	FY 2011 Budget
Transfers to Special Revenues	4,578	5,000	5,000	-	5,000	5,000
Total Budgetary Costs	<u>4,578</u>	<u>5,000</u>	<u>5,000</u>	<u>-</u>	<u>5,000</u>	<u>5,000</u>
Funding Sources	FY 2008 Actual	FY 2009 Adopted	FY 2010 Continuation	FY 2010 Issues	FY 2010 Budget	FY 2011 Budget
164 Special Assessment - Killlearn Lakes Units I and II Sewer	4,578	5,000	5,000	-	5,000	5,000
Total Revenues	<u>4,578</u>	<u>5,000</u>	<u>5,000</u>	<u>-</u>	<u>5,000</u>	<u>5,000</u>

Note

The budget reflects estimated commission payments associated with the collection of a special assessment for the City of Tallahassee Sewer Department "readiness to serve charge" for the City sewer system constructed by the County in Killlearn Lakes Units I and II.

**Leon County Government
Fiscal Year 2010 Budget**

**Constitutional
Tax Collector - Tax Collector (401-513-586)**

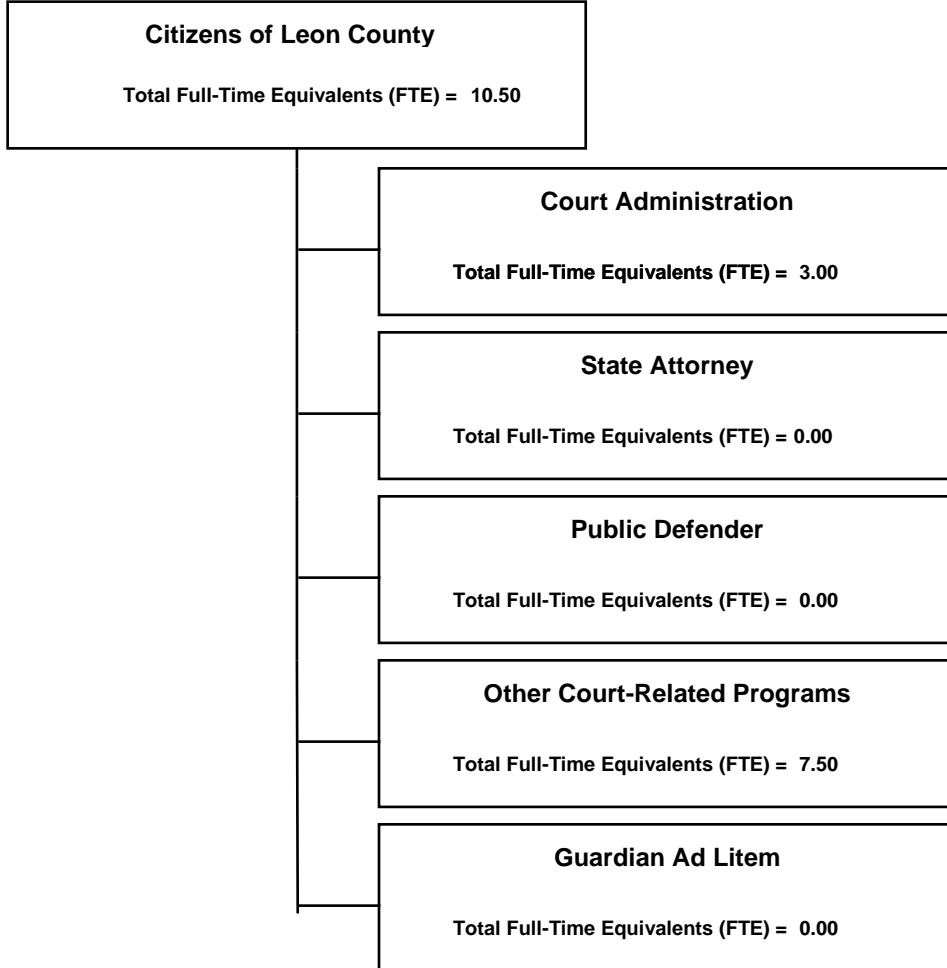
Budgetary Costs	FY 2008 Actual	FY 2009 Adopted	FY 2010 Continuation	FY 2010 Issues	FY 2010 Budget	FY 2011 Budget
Transfers to Capital Projects	27,210	27,319	28,139	-	28,139	28,983
Total Budgetary Costs	<u>27,210</u>	<u>27,319</u>	<u>28,139</u>	<u>-</u>	<u>28,139</u>	<u>28,983</u>
Funding Sources	FY 2008 Actual	FY 2009 Adopted	FY 2010 Continuation	FY 2010 Issues	FY 2010 Budget	FY 2011 Budget
401 Solid Waste	27,210	27,319	28,139	-	28,139	28,983
Total Revenues	<u>27,210</u>	<u>27,319</u>	<u>28,139</u>	<u>-</u>	<u>28,139</u>	<u>28,983</u>

Note
The budget reflects estimated commission payments associated with the collection of the unincorporated area non-ad valorem assessment of \$40 for solid waste disposal.

Judicial

Organizational Chart	12 - 2
Executive Summary	12 - 3
Judicial Summary	12 - 4
Court Administration	12 - 5
State Attorney	12 - 10
Public Defender	12 - 16
Other Court-Related Programs	12 - 21
Guardian Ad Litem	12 - 32

Judicial



Judicial

Executive Summary

The Judicial section of the Leon County FY 2010 Annual Budget is comprised of Court Administration & Other Court Related Programs, the State Attorney, and the Public Defender.

Court Administration protects right and liberties, upholds and interprets the law, and provides for the peaceful resolution of disputes for citizens of Leon County and other surrounding counties in the 2nd Judicial Circuit. Additionally, Court Administration is responsible for court reporting, the law library, family law assistance program, family visitation program, mediation, teen court, conflict attorneys, non-conflict attorney, and indigent probate services. The State Attorney prosecutes all criminal cases in the 2nd Judicial Circuit for the punishment of crimes and the safety and protection of the public. The Public Defender's office provides quality legal representation to all indigents charged with criminal offenses.

HIGHLIGHTS

Detention Intervention numbers have declined due to relaxed violations of defendants by the state probation (mainly due to budget cuts), decreased technical violations and a decreased jail population.

Since inception, the new Mental Health Intervention system has identified 360 defendants as potentially having mental health issues. As a result of earlier identification, many defendants are released from the Leon County Jail without having to be seen or assessed by the jail's mental health team. New options for earlier release include: (1) ordered to a community psychiatric facility for care; (2) placement on Mental Health pretrial release; or (3) placement on a conditional release.

The State Attorney's Office will receive and handle approximately 5,000 felony referrals, 19,000 misdemeanor referrals and 1,500 juvenile referrals in FY09. The State Attorney Office continues to provide efficient and effective prosecution and dispositions of all felony, misdemeanor, and Juvenile criminal cases referred. The County continues to provide additional funding support in the amount of \$37,000 for first appearance attorneys to assist in reducing the jail population.

The Public Defender's Office estimated a total of 11,866 cases will be closed in FY 2009. The Public Defender's office continues to provide quality legal representation to all indigents charged with criminal offenses. The County continues to provide additional funding support in the amount of \$37,000 for first appearance attorneys to assist in reducing the jail population.

Teen Court continues to be one of the most successful and cost effective juvenile diversion programs. In 2008, a total of 210 cases were referred to Teen Court. In addition, 1,538 teens volunteered to serve as jurors. Recent statistics show that less than 15% of youth who complete the Leon County Teen Court Program are repeat offenders.

Guardian Ad Litem advocates for the best interest of children who are abused, neglected, or abandoned, and who are involved in court proceedings. In FY09, Guardian Ad Litem will represent approximately 880 children who are residents of Leon County.

**Leon County Government
Fiscal Year 2010 Budget**

Judicial

Budgetary Costs	FY 2008 Actual	FY 2009 Adopted	FY 2010 Continuation	FY 2010 Issues	FY 2010 Budget	FY 2011 Budget
Personnel Services	398,714	616,595	612,250	-	612,250	630,000
Operating	230,114	309,305	304,634	-	304,634	304,821
Capital Outlay	36,040	81,006	82,679	-	82,679	84,396
Grants-in-Aid	177,250	188,147	188,977	-	188,977	188,062
Total Budgetary Costs	<u>842,118</u>	<u>1,195,053</u>	<u>1,188,540</u>	<u>-</u>	<u>1,188,540</u>	<u>1,207,279</u>
Appropriations	FY 2008 Actual	FY 2009 Adopted	FY 2010 Continuation	FY 2010 Issues	FY 2010 Budget	FY 2011 Budget
Court Administration	190,932	191,774	188,640	-	188,640	193,786
State Attorney	73,853	125,884	122,031	-	122,031	122,031
Public Defender	76,589	144,775	140,025	-	140,025	140,025
Other Court-Related Programs	480,490	710,784	717,193	-	717,193	730,786
Guardian Ad Litem	20,254	21,836	20,651	-	20,651	20,651
Total Budget	<u>842,118</u>	<u>1,195,053</u>	<u>1,188,540</u>	<u>-</u>	<u>1,188,540</u>	<u>1,207,279</u>
Funding Sources	FY 2008 Actual	FY 2009 Adopted	FY 2010 Continuation	FY 2010 Issues	FY 2010 Budget	FY 2011 Budget
001 General Fund	211,186	213,610	209,291	-	209,291	214,437
110 Fine and Forfeiture	246,427	366,644	358,041	-	358,041	358,041
113 Law Library Trust	17,129	-	-	-	-	-
114 Teen Court Fees	153,244	188,118	189,592	-	189,592	195,590
117 Judicial Programs	214,132	426,681	431,616	-	431,616	439,211
Total Revenues	<u>842,118</u>	<u>1,195,053</u>	<u>1,188,540</u>	<u>-</u>	<u>1,188,540</u>	<u>1,207,279</u>
Staffing Summary	FY 2008 Actual	FY 2009 Adopted	FY 2010 Continuation	FY 2010 Issues	FY 2010 Budget	FY 2011 Budget
Court Administration	3.00	3.00	3.00	-	3.00	3.00
Other Court-Related Programs	4.00	8.00	7.50	-	7.50	7.50
Total Full-Time Equivalents (FTE)	<u>7.00</u>	<u>11.00</u>	<u>10.50</u>	<u>-</u>	<u>10.50</u>	<u>10.50</u>

Note:
Historically, the County has had a separate budgeted reserve account. During the fiscal year the County would realign the funds from the reserve account to the individual budgets as needed. Due to employees not receiving raises in FY 2010, the FY 2009 budgeted salary contingency dollars were realigned to division budgets as if the contingency had been budgeted directly in division salary accounts. This was done to more accurately display the year-to-year variance in division budgets with consideration to budgeted personnel expenses. This adjustment did not change the FY09 adopted budget figure. In future years, projected salary adjustments will be directly budgeted in division accounts, and the salary contingency reserve account will no longer be utilized.

Court Administration

Organizational Code: 001-540-601

Mission Statement

The mission of the Office of Court Administration's Mental Health Coordinator and Detention Review Coordinator is to provide case management and intervention in the case processing of defendants in the Leon County Jail and other facilities in order to reduce delays in case disposition and/or defendant release.

Summary of Services Provided

Mental Health Coordinator

1. Performs early identification; screening of all persons arrested and booked into the Leon County Jail, and attends First Appearance court.
2. Provides case management services for all identified mentally ill defendants with criminal charges pending in Leon County.
3. Reviews, enhances and coordinates follow up mental health services available in the Leon County Jail and acts as court liaison for mental health issues with all outside vendors.

Detention Review Coordinator

1. Performs case management and reviews of all jailed felony defendants, traffic and misdemeanor defendants.
2. Performs bi-weekly case management and review of all felony technical probation violators.
3. Serves as Court Liaison for jail population review and management with all outside agencies.

Statutory Requirements

Florida Constitution; Florida Statutes, Chapters 29 "Court System Funding" *Chapter 34 "County Courts" *Chapter 38 "Judges: General Provisions" *Chapter 39 "Judicial: Proceedings Relating to Children" *Chapter 40 "Jurors & Payment of Jurors & Witnesses" *Chapter 43 "General Provisions: Courts"

Advisory Board

Forensic Mental Health Workgroup; Baker Act Screening Committee; Partners in Crisis and Mental Health Workgroup; Criminal Justice Coordinating Committee; Public Safety Coordinating Council; Justice Information System Users Group, and attendant Mental Health Advisory Board

Performance Measures

Performance Measures	FY 2007 Actual	FY 2008 Actual	FY 2009 Estimates	FY 2010 Estimates
# of Jail Beds Avoided Due to Detention Review Coordinator Intervention ¹	3,589	25,206	23,865	22,625
# of Jail Beds Avoided Due to Felony Violators of Probation Rocket Docket ¹	10,501	383	264	185
# of Jail Beds Avoided Due to Mental Health Coordinator Intervention ²	8,636	26,856	4,175	-
# of Mentally Ill Inmates Screened for Needs ²	3,126	2,836	811	-

Notes:

1. Numbers have decreased for a variety of reasons: (1) the jail population has decreased; (2) state Probation has relaxed their tolerance in relation to violating persons on probation, mainly due to budget cuts. Where one probation officer used to supervise approximately 40 probationers, there are now fewer probation officers, and they frequently have a case load of 6-65 probationers; and (3) violations for technical reasons have decreased.

2. Performance measures are being revised as a result of the Criminal Justice Mental Health and Substance Abuse Reinvestment Grant Program. The coordinator is currently working with the FSU School of Psychology and the County's MIS staff to revise performance measures for consistency with the requirements of the Reinvestment Grant. Beginning in FY 2009, the performance measures will be submitted quarterly to the Public Service Coordinating Council and the Department of Children and Families.

**Leon County Government
Fiscal Year 2010 Budget**

**Judicial
Court Administration Summary**

Budgetary Costs	FY 2008 Actual	FY 2009 Adopted	FY 2010 Continuation	FY 2010 Issues	FY 2010 Budget	FY 2011 Budget
Personal Services	155,923	156,494	159,178	-	159,178	164,324
Operating	35,009	35,280	29,462	-	29,462	29,462
Total Budgetary Costs	<u>190,932</u>	<u>191,774</u>	<u>188,640</u>	<u>-</u>	<u>188,640</u>	<u>193,786</u>
Appropriations	FY 2008 Actual	FY 2009 Adopted	FY 2010 Continuation	FY 2010 Issues	FY 2010 Budget	FY 2011 Budget
Court Administration (001-540-601)	159,959	191,774	188,640	-	188,640	193,786
Court Information Systems (001-540-713)	11,910	-	-	-	-	-
Court Operating (001-540-719)	19,063	-	-	-	-	-
Total Budget	<u>190,932</u>	<u>191,774</u>	<u>188,640</u>	<u>-</u>	<u>188,640</u>	<u>193,786</u>
Funding Sources	FY 2008 Actual	FY 2009 Adopted	FY 2010 Continuation	FY 2010 Issues	FY 2010 Budget	FY 2011 Budget
001 General Fund	190,932	191,774	188,640	-	188,640	193,786
Total Revenues	<u>190,932</u>	<u>191,774</u>	<u>188,640</u>	<u>-</u>	<u>188,640</u>	<u>193,786</u>
Staffing Summary	FY 2008 Actual	FY 2009 Adopted	FY 2010 Continuation	FY 2010 Issues	FY 2010 Budget	FY 2011 Budget
Court Administration (001-540-601)	3.00	3.00	3.00	-	3.00	3.00
Total Full-Time Equivalents (FTE)	<u>3.00</u>	<u>3.00</u>	<u>3.00</u>	<u>-</u>	<u>3.00</u>	<u>3.00</u>

**Leon County Government
Fiscal Year 2010 Budget**

**Judicial
Court Administration - Court Administration (001-540-601)**

Budgetary Costs	FY 2008 Actual	FY 2009 Adopted	FY 2010 Continuation	FY 2010 Issues	FY 2010 Budget	FY 2011 Budget
Personal Services	155,923	156,494	159,178	-	159,178	164,324
Operating	4,036	35,280	29,462	-	29,462	29,462
Total Budgetary Costs	<u>159,959</u>	<u>191,774</u>	<u>188,640</u>	<u>-</u>	<u>188,640</u>	<u>193,786</u>

Funding Sources	FY 2008 Actual	FY 2009 Adopted	FY 2010 Continuation	FY 2010 Issues	FY 2010 Budget	FY 2011 Budget
001 General Fund	159,959	191,774	188,640	-	188,640	193,786
Total Revenues	<u>159,959</u>	<u>191,774</u>	<u>188,640</u>	<u>-</u>	<u>188,640</u>	<u>193,786</u>

Staffing Summary	FY 2008 Actual	FY 2009 Adopted	FY 2010 Continuation	FY 2010 Issues	FY 2010 Budget	FY 2011 Budget
Detention Review Coordinator	1.00	1.00	1.00	-	1.00	1.00
Court Mental Health Coord.	1.00	1.00	1.00	-	1.00	1.00
Clerical Assistant	1.00	1.00	1.00	-	1.00	1.00
Total Full-Time Equivalents (FTE)	<u>3.00</u>	<u>3.00</u>	<u>3.00</u>	<u>-</u>	<u>3.00</u>	<u>3.00</u>

Notes:

This program is recommended at an overall decreased funding level. However, there are increased costs associated with this program. The funding level adjustments for FY10 are as follows:

Decreases to Program Funding Levels:

1. Communication costs in the amount of \$5,972.
2. Costs associated with workers' compensation.

Increases to Program Funding Levels:

1. Personnel costs associated with employer contributions to retirement.
2. A 12% increase in employer contributions to health insurance as approved by the Board.

**Leon County Government
Fiscal Year 2010 Budget**

**Judicial
Court Administration - Court Information Systems (001-540-713)**

Budgetary Costs	FY 2008 Actual	FY 2009 Adopted	FY 2010 Continuation	FY 2010 Issues	FY 2010 Budget	FY 2011 Budget
Operating	11,910	-	-	-	-	-
Total Budgetary Costs	<u>11,910</u>	<u>-</u>	<u>-</u>	<u>-</u>	<u>-</u>	<u>-</u>
Funding Sources	FY 2008 Actual	FY 2009 Adopted	FY 2010 Continuation	FY 2010 Issues	FY 2010 Budget	FY 2011 Budget
001 General Fund	11,910	-	-	-	-	-
Total Revenues	<u>11,910</u>	<u>-</u>	<u>-</u>	<u>-</u>	<u>-</u>	<u>-</u>

Note:
In FY08 new reporting requirements for Article V entities were implemented. The FY08 Actuals depict the total amount funded by the County for Article V information systems costs. These expenses are currently funded in the operating budget of Court Administration and the actual expenses will be reported separately each year.

**Leon County Government
Fiscal Year 2010 Budget**

**Judicial
Court Administration - Court Operating (001-540-719)**

Budgetary Costs	FY 2008 Actual	FY 2009 Adopted	FY 2010 Continuation	FY 2010 Issues	FY 2010 Budget	FY 2011 Budget
Operating	19,063	-	-	-	-	-
Total Budgetary Costs	<u>19,063</u>	<u>-</u>	<u>-</u>	<u>-</u>	<u>-</u>	<u>-</u>
Funding Sources	FY 2008 Actual	FY 2009 Adopted	FY 2010 Continuation	FY 2010 Issues	FY 2010 Budget	FY 2011 Budget
001 General Fund	19,063	-	-	-	-	-
Total Revenues	<u>19,063</u>	<u>-</u>	<u>-</u>	<u>-</u>	<u>-</u>	<u>-</u>

In FY08 new reporting requirements for Article V entities were implemented. The FY08 Actuals depict the total amount funded by the County for Article V other operating costs. These expenses are currently funded in the operating budget of Court Administration and the actual expenses will be reported separately each year.

State Attorney

Organizational Code: 110-532-602

Mission Statement

The mission of the State Attorney is seeking justice for Florida by the efficient and effective prosecution and disposition of all felony, misdemeanor, and Juvenile criminal cases referred.

Summary of Services Provided

1. Provide personnel and procedures to perform all duties and functions for intake, investigation, and prosecution of motions to which the State is a party.
2. Setting up and maintaining date and time for the Grand Jury to meet and providing a legal advisor.
3. Assist all law enforcement agencies with legal and investigative assistance upon request concerning any crime that has happened in the Second Judicial Circuit.
4. Represent the State of Florida in all suits, applications, civil, and criminal motions to which the State is a party.

Statutory Requirements

Florida Statute 27

Florida Statute 29.008

Advisory Board

None

Performance Measures

Performance Measures	FY 2007 Actual	FY 2008 Actual	FY 2009 Estimate	FY 2010 Estimate
# of Felony Cases filed	5,513	3,240	5,800	5,000
# of Juvenile Cases filed	1,524	1,105	1,500	1,500
# of Misdemeanor Cases filed	19,317	12,660	19,100	19,000
# of Worthless Check Cases filed	2,765	2,350	2,700	2,750

**Leon County Government
Fiscal Year 2010 Budget**

**Judicial
State Attorney Summary**

Budgetary Costs	FY 2008 Actual	FY 2009 Adopted	FY 2010 Continuation	FY 2010 Issues	FY 2010 Budget	FY 2011 Budget
Personnel Services	-	37,000	37,000	-	37,000	37,000
Operating	73,853	88,884	85,031	-	85,031	85,031
Total Budgetary Costs	<u>73,853</u>	<u>125,884</u>	<u>122,031</u>	<u>-</u>	<u>122,031</u>	<u>122,031</u>
Appropriations	FY 2008 Actual	FY 2009 Adopted	FY 2010 Continuation	FY 2010 Issues	FY 2010 Budget	FY 2011 Budget
State Attorney (110-532-602)	-	125,884	122,031	-	122,031	122,031
State Attorney (110-532-712)	2,020	-	-	-	-	-
State Attorney (110-532-713)	25,695	-	-	-	-	-
State Attorney (110-532-719)	46,138	-	-	-	-	-
Total Budget	<u>73,853</u>	<u>125,884</u>	<u>122,031</u>	<u>-</u>	<u>122,031</u>	<u>122,031</u>
Funding Sources	FY 2008 Actual	FY 2009 Adopted	FY 2010 Continuation	FY 2010 Issues	FY 2010 Budget	FY 2011 Budget
110 Fine and Forfeiture	73,853	125,884	122,031	-	122,031	122,031
Total Revenues	<u>73,853</u>	<u>125,884</u>	<u>122,031</u>	<u>-</u>	<u>122,031</u>	<u>122,031</u>

The Board approved continued funding of personnel service dollars in the amount of \$37,000 to assist in funding a First Appearance Attorney.

**Leon County Government
Fiscal Year 2010 Budget**

**Judicial
State Attorney - State Attorney (110-532-602)**

Budgetary Costs	FY 2008 Actual	FY 2009 Adopted	FY 2010 Continuation	FY 2010 Issues	FY 2010 Budget	FY 2011 Budget
Personnel Services	-	37,000	37,000	-	37,000	37,000
Operating	-	88,884	85,031	-	85,031	85,031
Total Budgetary Costs	-	125,884	122,031	-	122,031	122,031

Funding Sources	FY 2008 Actual	FY 2009 Adopted	FY 2010 Continuation	FY 2010 Issues	FY 2010 Budget	FY 2011 Budget
110 Fine and Forfeiture	-	125,884	122,031	-	122,031	122,031
Total Revenues	-	125,884	122,031	-	122,031	122,031

Notes:

This program is recommended at an overall decreased funding level. The funding level adjustments for FY10 are as follows:

Decreases to Program Funding Levels:

1. Proposed budget reductions in the amount of \$5,000.

**Leon County Government
Fiscal Year 2010 Budget**

**Judicial
State Attorney - State Attorney (110-532-712)**

Budgetary Costs	FY 2008 Actual	FY 2009 Adopted	FY 2010 Continuation	FY 2010 Issues	FY 2010 Budget	FY 2011 Budget
Operating	2,020	-	-	-	-	-
Total Budgetary Costs	<u>2,020</u>	<u>-</u>	<u>-</u>	<u>-</u>	<u>-</u>	<u>-</u>
Funding Sources	FY 2008 Actual	FY 2009 Adopted	FY 2010 Continuation	FY 2010 Issues	FY 2010 Budget	FY 2011 Budget
110 Fine and Forfeiture	2,020	-	-	-	-	-
Total Revenues	<u>2,020</u>	<u>-</u>	<u>-</u>	<u>-</u>	<u>-</u>	<u>-</u>

Note:
In FY08 new reporting requirements for Article V entities were implemented. The FY08 Actuals depict the total amount funded by the County for courthouse facilities. These expenses are currently funded in the operating budget of State Attorney and the actual expenses will be reported separately each year.

**Leon County Government
Fiscal Year 2010 Budget**

**Judicial
State Attorney - State Attorney (110-532-713)**

Budgetary Costs	FY 2008 Actual	FY 2009 Adopted	FY 2010 Continuation	FY 2010 Issues	FY 2010 Budget	FY 2011 Budget
Operating	25,695	-	-	-	-	-
Total Budgetary Costs	<u>25,695</u>	<u>-</u>	<u>-</u>	<u>-</u>	<u>-</u>	<u>-</u>
Funding Sources	FY 2008 Actual	FY 2009 Adopted	FY 2010 Continuation	FY 2010 Issues	FY 2010 Budget	FY 2011 Budget
110 Fine and Forfeiture	25,695	-	-	-	-	-
Total Revenues	<u>25,695</u>	<u>-</u>	<u>-</u>	<u>-</u>	<u>-</u>	<u>-</u>

Note:
In FY08 new reporting requirements for Article V entities were implemented. The FY08 Actuals depict the total amount funded by the County for Article V information systems. These expenses are currently funded in the operating budget of State Attorney and the actual expenses will be reported separately each year.

**Leon County Government
Fiscal Year 2010 Budget**

**Judicial
State Attorney - State Attorney (110-532-719)**

Budgetary Costs	FY 2008 Actual	FY 2009 Adopted	FY 2010 Continuation	FY 2010 Issues	FY 2010 Budget	FY 2011 Budget
Operating	46,138	-	-	-	-	-
Total Budgetary Costs	<u>46,138</u>	<u>-</u>	<u>-</u>	<u>-</u>	<u>-</u>	<u>-</u>
Funding Sources	FY 2008 Actual	FY 2009 Adopted	FY 2010 Continuation	FY 2010 Issues	FY 2010 Budget	FY 2011 Budget
110 Fine and Forfeiture	46,138	-	-	-	-	-
Total Revenues	<u>46,138</u>	<u>-</u>	<u>-</u>	<u>-</u>	<u>-</u>	<u>-</u>

Note:
In FY08 new reporting requirements for Article V entities were implemented. The FY08 Actuals depict the total amount funded by the County for courthouse facilities. These expenses are currently funded in the operating budget of State Attorney and the actual expenses will be reported separately each year.

Public Defender

Organizational Code: 110-533-603

Mission Statement

The mission of the Public Defender's Office is to fulfill its constitutional requirement of providing quality legal representation to all indigents charged with criminal offenses.

Summary of Services Provided

1. Represent indigent clients charged with criminal offenses filed in Circuit, County, Juvenile, and Traffic Court.
2. Represent indigent clients with cases on appeal to the First District Court of Appeal.
3. Represent indigent clients in civil commitment proceedings under the Jimmy Ryce Act and the Baker Act.

Statutory Requirements

Florida Statute, Chapter 27.51 and Florida Statute 29.008

Advisory Board

None

Performance Measures

Performance Measures	FY 2007 Actual	FY 2008 Actual	FY 2009 Estimate	FY 2010 Estimate
# of Total Appointed/Reopened cases	13,589	14,143	15,482	16,755
# of Cases Pled	7,202	7,372	8,058	8,721
# of Nolle Prossed/Dismissed Cases	1,693	1,959	1,923	3,000
# of Total Cases Closed	11,765	11,757	12,459	13,517
% of Total Incarcerated Clients Contacted within 3 days	98%	86%	98%	98%
# of Total Cases Closed within Speedy Trial Time Frame	11,737	11,757	12,455	13,513
# of Substantiated Bar Grievances	0	0	0	0
# of Appellate Clients Represented	1,200	1,300	1,400	1,517
# of Appellate Briefs Filed	1,234	1,250	1,350	1,463

**Leon County Government
Fiscal Year 2010 Budget**

**Judicial
Public Defender Summary**

Budgetary Costs	FY 2008 Actual	FY 2009 Adopted	FY 2010 Continuation	FY 2010 Issues	FY 2010 Budget	FY 2011 Budget
Personal Services	-	37,000	37,000	-	37,000	37,000
Operating	76,076	107,775	103,025	-	103,025	103,025
Capital Outlay	513	-	-	-	-	-
Total Budgetary Costs	<u>76,589</u>	<u>144,775</u>	<u>140,025</u>	<u>-</u>	<u>140,025</u>	<u>140,025</u>
Appropriations	FY 2008 Actual	FY 2009 Adopted	FY 2010 Continuation	FY 2010 Issues	FY 2010 Budget	FY 2011 Budget
Public Defender (110-533-603)	-	144,775	140,025	-	140,025	140,025
Public Defender (110-533-713)	27,728	-	-	-	-	-
Public Defender (110-533-719)	48,861	-	-	-	-	-
Total Budget	<u>76,589</u>	<u>144,775</u>	<u>140,025</u>	<u>-</u>	<u>140,025</u>	<u>140,025</u>
Funding Sources	FY 2008 Actual	FY 2009 Adopted	FY 2010 Continuation	FY 2010 Issues	FY 2010 Budget	FY 2011 Budget
110 Fine and Forfeiture	76,589	144,775	140,025	-	140,025	140,025
Total Revenues	<u>76,589</u>	<u>144,775</u>	<u>140,025</u>	<u>-</u>	<u>140,025</u>	<u>140,025</u>

The Board approved continued funding of personnel service dollars in the amount of \$37,000 to assist in funding a First Appearance Attorney.

**Leon County Government
Fiscal Year 2010 Budget**

**Judicial
Public Defender - Public Defender (110-533-603)**

Budgetary Costs	FY 2008 Actual	FY 2009 Adopted	FY 2010 Continuation	FY 2010 Issues	FY 2010 Budget	FY 2011 Budget
Personal Services	-	37,000	37,000	-	37,000	37,000
Operating	-	107,775	103,025	-	103,025	103,025
Total Budgetary Costs	-	144,775	140,025	-	140,025	140,025

Funding Sources	FY 2008 Actual	FY 2009 Adopted	FY 2010 Continuation	FY 2010 Issues	FY 2010 Budget	FY 2011 Budget
110 Fine and Forfeiture	-	144,775	140,025	-	140,025	140,025
Total Revenues	-	144,775	140,025	-	140,025	140,025

Notes:

This program is recommended at an overall decreased funding level. The funding level adjustment for FY10 is as follows:

Decreases to Program Funding Levels:

1. Communication costs in the amount of \$7,630.

**Leon County Government
Fiscal Year 2010 Budget**

**Judicial
Public Defender - Public Defender (110-533-713)**

Budgetary Costs	FY 2008 Actual	FY 2009 Adopted	FY 2010 Continuation	FY 2010 Issues	FY 2010 Budget	FY 2011 Budget
Operating	27,728	-	-	-	-	-
Total Budgetary Costs	<u>27,728</u>	<u>-</u>	<u>-</u>	<u>-</u>	<u>-</u>	<u>-</u>
Funding Sources	FY 2008 Actual	FY 2009 Adopted	FY 2010 Continuation	FY 2010 Issues	FY 2010 Budget	FY 2011 Budget
110 Fine and Forfeiture	27,728	-	-	-	-	-
Total Revenues	<u>27,728</u>	<u>-</u>	<u>-</u>	<u>-</u>	<u>-</u>	<u>-</u>

Note:
In FY08 new reporting requirements for Article V entities were implemented. The FY08 Actuals depict the total amount funded by the County for information systems. These expenses are currently funded in the operating budget of Public Defender and the actual expenses will be reported separately each year.

**Leon County Government
Fiscal Year 2010 Budget**

**Judicial
Public Defender - Public Defender (110-533-719)**

Budgetary Costs	FY 2008 Actual	FY 2009 Adopted	FY 2010 Continuation	FY 2010 Issues	FY 2010 Budget	FY 2011 Budget
Operating	48,348	-	-	-	-	-
Capital Outlay	513	-	-	-	-	-
Total Budgetary Costs	<u>48,861</u>	<u>-</u>	<u>-</u>	<u>-</u>	<u>-</u>	<u>-</u>
Funding Sources	FY 2008 Actual	FY 2009 Adopted	FY 2010 Continuation	FY 2010 Issues	FY 2010 Budget	FY 2011 Budget
110 Fine and Forfeiture	48,861	-	-	-	-	-
Total Revenues	<u>48,861</u>	<u>-</u>	<u>-</u>	<u>-</u>	<u>-</u>	<u>-</u>

Note:
In FY08 new reporting requirements for Article V entities were implemented. The FY08 Actuals depict the total amount funded by the County for Article V other operating costs. These expenses are currently funded in the operating budget of Public Defender and the actual expenses will be reported separately each year.

**Leon County Government
Fiscal Year 2010 Budget**

**Judicial
Other Court-Related Programs Summary**

Budgetary Costs	FY 2008 Actual	FY 2009 Adopted	FY 2010 Continuation	FY 2010 Issues	FY 2010 Budget	FY 2011 Budget
Personnel Services	242,791	386,101	379,072	-	379,072	391,676
Operating	24,922	55,530	66,465	-	66,465	66,652
Capital Outlay	35,527	81,006	82,679	-	82,679	84,396
Grants-in-Aid	177,250	188,147	188,977	-	188,977	188,062
Total Budgetary Costs	<u>480,490</u>	<u>710,784</u>	<u>717,193</u>	<u>-</u>	<u>717,193</u>	<u>730,786</u>

Appropriations	FY 2008 Actual	FY 2009 Adopted	FY 2010 Continuation	FY 2010 Issues	FY 2010 Budget	FY 2011 Budget
Alternative Juvenile Programs (117-509-569)	72,180	81,006	83,755	-	83,755	85,305
Court Admin Jud Prgs- Law Library (113-546-714)	17,129	-	-	-	-	-
Court Administration - Teen Court (114-586-662)	153,244	188,118	189,592	-	189,592	195,590
Judicial Programs/Article V (117-548-601)	15,504	183,663	-	-	-	-
Judicial Programs/Article V (117-548-662)	28,807	-	182,503	-	182,503	186,831
Law Library (117-546-714)	17,126	81,006	82,679	-	82,679	84,396
Legal Aid (110-555-564)	-	95,985	-	-	-	-
Legal Aid (110-555-715)	95,985	-	95,985	-	95,985	95,985
Legal Aid (117-555-564)	-	81,006	-	-	-	-
Legal Aid - Court (117-555-715)	80,515	-	82,679	-	82,679	82,679
Total Budget	<u>480,490</u>	<u>710,784</u>	<u>717,193</u>	<u>-</u>	<u>717,193</u>	<u>730,786</u>

Funding Sources	FY 2008 Actual	FY 2009 Adopted	FY 2010 Continuation	FY 2010 Issues	FY 2010 Budget	FY 2011 Budget
110 Fine and Forfeiture	95,985	95,985	95,985	-	95,985	95,985
113 Law Library Trust	17,129	-	-	-	-	-
114 Teen Court Fees	153,244	188,118	189,592	-	189,592	195,590
117 Judicial Programs	214,132	426,681	431,616	-	431,616	439,211
Total Revenues	<u>480,490</u>	<u>710,784</u>	<u>717,193</u>	<u>-</u>	<u>717,193</u>	<u>730,786</u>

Staffing Summary	FY 2008 Actual	FY 2009 Adopted	FY 2010 Continuation	FY 2010 Issues	FY 2010 Budget	FY 2011 Budget
Alternative Juvenile Programs (117-509-569)	1.00	1.00	1.00	-	1.00	1.00
Court Administration - Teen Court (114-586-662)	3.00	4.00	4.00	-	4.00	4.00
Judicial Programs/Article V (117-548-601)	-	3.00	-	-	-	-
Judicial Programs/Article V (117-548-662)	-	-	2.50	-	2.50	2.50
Total Full-Time Equivalents (FTE)	<u>4.00</u>	<u>8.00</u>	<u>7.50</u>	<u>-</u>	<u>7.50</u>	<u>7.50</u>

**Leon County Government
Fiscal Year 2010 Budget**

**Judicial
Other Court-Related Programs - Legal Aid (110-555-564)**

Budgetary Costs	FY 2008 Actual	FY 2009 Adopted	FY 2010 Continuation	FY 2010 Issues	FY 2010 Budget	FY 2011 Budget
Grants-in-Aid	-	95,985	-	-	-	-
Total Budgetary Costs	-	95,985	-	-	-	-
Funding Sources	FY 2008 Actual	FY 2009 Adopted	FY 2010 Continuation	FY 2010 Issues	FY 2010 Budget	FY 2011 Budget
110 Fine and Forfeiture	-	95,985	-	-	-	-
Total Revenues	-	95,985	-	-	-	-

Notes

This program is recommended at the same level of funding as the previous fiscal year.

In FY 08 new reporting requirements for Article V entities were implemented. The FY08 Actuals depict the total amount funded by the County for legal aid. These expenses are currently funding in the operating budget of Legal Aid 110-555-715, and the actual expenses will be reported separately each year.

**Leon County Government
Fiscal Year 2010 Budget**

Judicial

Other Court-Related Programs - Legal Aid (110-555-715)

Budgetary Costs	FY 2008 Actual	FY 2009 Adopted	FY 2010 Continuation	FY 2010 Issues	FY 2010 Budget	FY 2011 Budget
Grants-in-Aid	95,985	-	95,985	-	95,985	95,985
Total Budgetary Costs	<u>95,985</u>	<u>-</u>	<u>95,985</u>	<u>-</u>	<u>95,985</u>	<u>95,985</u>
Funding Sources	FY 2008 Actual	FY 2009 Adopted	FY 2010 Continuation	FY 2010 Issues	FY 2010 Budget	FY 2011 Budget
110 Fine and Forfeiture	95,985	-	95,985	-	95,985	95,985
Total Revenues	<u>95,985</u>	<u>-</u>	<u>95,985</u>	<u>-</u>	<u>95,985</u>	<u>95,985</u>

Notes:
This program is recommended at same the level of funding as the previous fiscal year.

Court Administration – Teen Court

Organizational Code: 114-586-662

Mission Statement

The mission of Teen Court is to have clients face a jury of their peers, receive a fair and just sentence for their crime, complete the educational sanctions imposed by the Teen Court jury, learn from their mistakes, set goals for themselves, and make better decisions in the future.

Summary of Services Provided

1. Provide a forum whereby youthful offenders are "sentenced" by a court of their peers.
2. Provide sanctions to offenders through sentencing hearings.
3. Provide professional, educational, and counseling services and/or referrals to clients of the program.
4. Provide training for teens to serve as prosecution and defense attorneys, as well as bailiffs, clerks, and videographers.
5. Provide educational/crime prevention/victim's awareness components to clients.

Statutory Requirements

Florida Statutes 938.19 Assessment of Additional Court Costs
Leon County Ordinance Sec. 7-28(c)

Advisory Board

Teen Court is a member of the Florida Association of Teen Courts, as well as a participant in the National Youth Court Program. Collectively, program staff participates with the Integrated Juvenile Services Staffing team-Juvenile Assessment Center (JAC), Youth Development Council, and the 2nd Circuit Family Law Advisory Group.

Performance Measures

Performance Measures	FY 2007 Actual	FY 2008 Actual	FY 2009 Estimate	FY 2010 Estimate
# of Adults Participating in Proceedings	360	420	694	235
# of Cases Referred to Teen Court	147	210	306	300
# of Hours Active Officers Have Served	1,200	1,359	1,426	900
# of Hours Teen Volunteers Have Served as Jurors	936	1,538	1,559	2,850

**Leon County Government
Fiscal Year 2010 Budget**

Judicial

Other Court-Related Programs - Court Administration - Teen Court (114-586-662)

Budgetary Costs	FY 2008 Actual	FY 2009 Adopted	FY 2010 Continuation	FY 2010 Issues	FY 2010 Budget	FY 2011 Budget
Personnel Services	144,417	179,254	178,995	-	178,995	184,993
Operating	8,827	8,864	10,597	-	10,597	10,597
Total Budgetary Costs	<u>153,244</u>	<u>188,118</u>	<u>189,592</u>	<u>-</u>	<u>189,592</u>	<u>195,590</u>
Funding Sources	FY 2008 Actual	FY 2009 Adopted	FY 2010 Continuation	FY 2010 Issues	FY 2010 Budget	FY 2011 Budget
114 Teen Court Fees	153,244	188,118	189,592	-	189,592	195,590
Total Revenues	<u>153,244</u>	<u>188,118</u>	<u>189,592</u>	<u>-</u>	<u>189,592</u>	<u>195,590</u>
Staffing Summary	FY 2008 Actual	FY 2009 Adopted	FY 2010 Continuation	FY 2010 Issues	FY 2010 Budget	FY 2011 Budget
Administrative Asst. I	-	1.00	1.00	-	1.00	1.00
Case Coordinator	1.00	1.00	1.00	-	1.00	1.00
Volunteer Coordinator	1.00	1.00	1.00	-	1.00	1.00
Director of Teen Court	1.00	1.00	1.00	-	1.00	1.00
Total Full-Time Equivalents (FTE)	<u>3.00</u>	<u>4.00</u>	<u>4.00</u>	<u>-</u>	<u>4.00</u>	<u>4.00</u>

Notes:

This program is recommended at an overall decreased funding level. The funding level adjustments for FY10 are as follows:

Decreases to Program Funding Levels:

1. Costs associated with workers' compensation.

**Leon County Government
Fiscal Year 2010 Budget**

Judicial

Other Court-Related Programs - Alternative Juvenile Programs (117-509-569)

Budgetary Costs	FY 2008 Actual	FY 2009 Adopted	FY 2010 Continuation	FY 2010 Issues	FY 2010 Budget	FY 2011 Budget
Personal Services	69,567	68,228	71,742	-	71,742	74,112
Operating	591	1,622	1,700	-	1,700	1,795
Capital Outlay	1,272	-	-	-	-	-
Grants-in-Aid	750	11,156	10,313	-	10,313	9,398
Total Budgetary Costs	72,180	81,006	83,755	-	83,755	85,305
Funding Sources	FY 2008 Actual	FY 2009 Adopted	FY 2010 Continuation	FY 2010 Issues	FY 2010 Budget	FY 2011 Budget
117 Judicial Programs	72,180	81,006	83,755	-	83,755	85,305
Total Revenues	72,180	81,006	83,755	-	83,755	85,305
Staffing Summary	FY 2008 Actual	FY 2009 Adopted	FY 2010 Continuation	FY 2010 Issues	FY 2010 Budget	FY 2011 Budget
Juvenile Alternative Sanctions Coordinator	1.00	1.00	1.00	-	1.00	1.00
Total Full-Time Equivalents (FTE)	1.00	1.00	1.00	-	1.00	1.00

Notes:

On June 8, 2004, the Board of County Commissioners authorized the imposition of a \$65.00 criminal violation court costs. In accordance with Florida Statutes and the enabling County Ordinance, the proceeds from the \$65.00 fine are to be used as follows: 25% to supplement State funding requirements related to the implementation of a Statewide court system or to pay for local requirements; 25% to be used to fund legal aid programs; 25% to be used to fund law library personnel and materials; and 25% to be used to fund alternative juvenile programs. At the end of the fiscal year, any fund balance remaining shall be utilized in subsequent fiscal years for the funding of either State or local requirements.

**Leon County Government
Fiscal Year 2010 Budget**

Judicial

Other Court-Related Programs - Law Library (117-546-714)

Budgetary Costs	FY 2008 Actual	FY 2009 Adopted	FY 2010 Continuation	FY 2010 Issues	FY 2010 Budget	FY 2011 Budget
Capital Outlay	17,126	81,006	82,679	-	82,679	84,396
Total Budgetary Costs	<u>17,126</u>	<u>81,006</u>	<u>82,679</u>	<u>-</u>	<u>82,679</u>	<u>84,396</u>
Funding Sources	FY 2008 Actual	FY 2009 Adopted	FY 2010 Continuation	FY 2010 Issues	FY 2010 Budget	FY 2011 Budget
117 Judicial Programs	17,126	81,006	82,679	-	82,679	84,396
Total Revenues	<u>17,126</u>	<u>81,006</u>	<u>82,679</u>	<u>-</u>	<u>82,679</u>	<u>84,396</u>

Notes:

On June 8, 2004, the Board of County Commissioners authorized the imposition of a \$65.00 criminal violation court costs. In accordance with Florida Statutes and the enabling County Ordinance, the proceeds from the \$65.00 fine are to be used as follows: 25% to supplement State funding requirements related to the implementation of a Statewide court system or to pay for local requirements; 25% to be used to fund legal aid programs; 25% to be used to fund law library personnel and materials; and 25% to be used to fund alternative juvenile programs. At the end of the fiscal year, any fund balance remaining shall be utilized in subsequent fiscal years for the funding of either State or local requirements.

**Leon County Government
Fiscal Year 2010 Budget**

Judicial

Other Court-Related Programs - Judicial Programs/Article V (117-548-601)

Budgetary Costs	FY 2008 Actual	FY 2009 Adopted	FY 2010 Continuation	FY 2010 Issues	FY 2010 Budget	FY 2011 Budget
Personal Services	-	138,619	-	-	-	-
Operating	15,504	45,044	-	-	-	-
Total Budgetary Costs	<u>15,504</u>	<u>183,663</u>	<u>-</u>	<u>-</u>	<u>-</u>	<u>-</u>

Funding Sources	FY 2008 Actual	FY 2009 Adopted	FY 2010 Continuation	FY 2010 Issues	FY 2010 Budget	FY 2011 Budget
117 Judicial Programs	15,504	183,663	-	-	-	-
Total Revenues	<u>15,504</u>	<u>183,663</u>	<u>-</u>	<u>-</u>	<u>-</u>	<u>-</u>

Staffing Summary	FY 2008 Actual	FY 2009 Adopted	FY 2010 Continuation	FY 2010 Issues	FY 2010 Budget	FY 2011 Budget
Administrative Asst. I	-	1.00	-	-	-	-
Trial Court Marshall	-	1.00	-	-	-	-
Intra County Circuit Liaison	-	1.00	-	-	-	-
Total Full-Time Equivalents (FTE)	<u>-</u>	<u>3.00</u>	<u>-</u>	<u>-</u>	<u>-</u>	<u>-</u>

Notes

On June 8, 2004, the Board of County Commissioners authorized the imposition of a \$65.00 criminal violation court costs. In accordance with Florida Statutes and the enabling County Ordinance, the proceeds from the \$65.00 fine are to be used as follows: 25% to supplement State funding requirements related to the implementation of a Statewide court system or to pay for local requirements; 25% to be used to fund legal aid programs; 25% to be used to fund law library personnel and materials; and 25% to be used to fund alternative juvenile programs. At the end of the fiscal year, any fund balance remaining shall be utilized in subsequent fiscal years for the funding of either State or local requirements.

As of FY10, Judicial Programs/Article V will be budgeted in Judicial Programs/Article 117-548-662.

**Leon County Government
Fiscal Year 2010 Budget**

Judicial

Other Court-Related Programs - Judicial Programs/Article V (117-548-662)

Budgetary Costs	FY 2008 Actual	FY 2009 Adopted	FY 2010 Continuation	FY 2010 Issues	FY 2010 Budget	FY 2011 Budget
Personal Services	28,807	-	128,335	-	128,335	132,571
Operating	-	-	54,168	-	54,168	54,260
Total Budgetary Costs	<u>28,807</u>	<u>-</u>	<u>182,503</u>	<u>-</u>	<u>182,503</u>	<u>186,831</u>
Funding Sources	FY 2008 Actual	FY 2009 Adopted	FY 2010 Continuation	FY 2010 Issues	FY 2010 Budget	FY 2011 Budget
117 Judicial Programs	28,807	-	182,503	-	182,503	186,831
Total Revenues	<u>28,807</u>	<u>-</u>	<u>182,503</u>	<u>-</u>	<u>182,503</u>	<u>186,831</u>
Staffing Summary	FY 2008 Actual	FY 2009 Adopted	FY 2010 Continuation	FY 2010 Issues	FY 2010 Budget	FY 2011 Budget
Administrative Asst. I	-	-	1.00	-	1.00	1.00
Trial Court Marshall	-	-	1.00	-	1.00	1.00
Court Liaison Officer	-	-	0.50	-	0.50	0.50
Total Full-Time Equivalents (FTE)	<u>-</u>	<u>-</u>	<u>2.50</u>	<u>-</u>	<u>2.50</u>	<u>2.50</u>

Notes:

On June 8, 2004, the Board of County Commissioners authorized the imposition of a \$65.00 criminal violation court costs. In accordance with Florida Statutes and the enabling County Ordinance, the proceeds from the \$65.00 fine are to be used as follows: 25% to supplement State funding requirements related to the implementation of a Statewide court system or to pay for local requirements; 25% to be used to fund legal aid programs; 25% to be used to fund law library personnel and materials; and 25% to be used to fund alternative juvenile programs. At the end of the fiscal year, any fund balance remaining shall be utilized in subsequent fiscal years for the funding of either State or local requirements.

**Leon County Government
Fiscal Year 2010 Budget**

**Judicial
Other Court-Related Programs - Legal Aid (117-555-564)**

Budgetary Costs	FY 2008 Actual	FY 2009 Adopted	FY 2010 Continuation	FY 2010 Issues	FY 2010 Budget	FY 2011 Budget
Grants-in-Aid	-	81,006	-	-	-	-
Total Budgetary Costs	-	81,006	-	-	-	-

Funding Sources	FY 2008 Actual	FY 2009 Adopted	FY 2010 Continuation	FY 2010 Issues	FY 2010 Budget	FY 2011 Budget
117 Judicial Programs	-	81,006	-	-	-	-
Total Revenues	-	81,006	-	-	-	-

Notes

On June 8th, 2004, the Board of County Commissioners authorized the imposition of a \$65.00 criminal violation court costs. In accordance with Florida Statutes and the enabling County Ordinance, the proceeds from the \$65.00 fine are to be used as follows: 25% to supplement State funding requirements related to the implementation of a Statewide court system or to pay for local requirements; 25% to be used to fund legal aid programs; 25% to be used to fund law library personnel and materials; and 25% to be used to fund alternative juvenile programs. At the end of the fiscal year, any fund balance remaining shall be utilized in subsequent fiscal years for the funding of either the State or local requirements.

In FY08 new reporting requirements for Article V entities were implemented. The FY08 Actuals depict the total amount funded by the County for legal aid. These expenses are currently funded in the operating budget of Legal Aid - Court and the actual expenses will be reported separately each year.

**Leon County Government
Fiscal Year 2010 Budget**

Judicial

Other Court-Related Programs - Legal Aid - Court (117-555-715)

Budgetary Costs	FY 2008 Actual	FY 2009 Adopted	FY 2010 Continuation	FY 2010 Issues	FY 2010 Budget	FY 2011 Budget
Grants-in-Aid	80,515	-	82,679	-	82,679	82,679
Total Budgetary Costs	<u>80,515</u>	<u>-</u>	<u>82,679</u>	<u>-</u>	<u>82,679</u>	<u>82,679</u>
Funding Sources	FY 2008 Actual	FY 2009 Adopted	FY 2010 Continuation	FY 2010 Issues	FY 2010 Budget	FY 2011 Budget
117 Judicial Programs	80,515	-	82,679	-	82,679	82,679
Total Revenues	<u>80,515</u>	<u>-</u>	<u>82,679</u>	<u>-</u>	<u>82,679</u>	<u>82,679</u>

Notes:

On June 8th, 2004, the Board of County Commissioners authorized the imposition of a \$65.00 criminal violation court costs. In accordance with Florida Statutes and the enabling County Ordinance, the proceeds from the \$65.00 fine are to be used as follows: 25% to supplement State funding requirements related to the implementation of a Statewide court system or to pay for local requirements; 25% to be used to fund legal aid programs; 25% to be used to fund law library personnel and materials; and 25% to be used to fund alternative juvenile programs. At the end of the fiscal year, any fund balance remaining shall be utilized in subsequent fiscal years for the funding of either the State or local requirements.

Guardian Ad Litem

Organizational Code: 001-547-685

Mission Statement

The mission of the Guardian Ad Litem Program is to advocate for the best interests of children who are alleged to be abused, neglected, or abandoned, and who are involved in court proceedings.

Summary of Services Provided

1. Provide children with legal representation and advocacy services by assigning an attorney, case coordinator or social work person, and trained lay volunteer to each case.
2. Preserve children's physical safety and emotional well-being and protect children from further harm.
3. Make verbal and written recommendations for children's permanent placement in a stable and nurturing home environment.
4. Attend trials, hearings, and mediations.

Statutory Requirements

Florida Statutes, Chapter 39.402(8) (c)(1) "Placement of Child in Shelter"; Chapter 39.802(2)(a) "Petition for Termination of Parental Rights"; Chapter 39.822 "Appointment of Guardian Ad Litem"; Chapter 39.407(5) "Dependency Case Referral to Mediation".

Advisory Board

None

Performance Measures

Performance Measures	FY 2007 Actual	FY 2008 Actual	FY 2009 Estimates*	FY 2010 Estimates*
# of Leon County Cases	380	460	460	460
# of Leon County Children Served	735	880	880	880
# of Volunteers	325	314	345	380

*Note: Beginning in Fall 2007, the Florida Department of Children and Families made an enhanced effort to provide higher quality and more intense in-home services. This was done to reduce caseloads and the number of children removed from homes. Thus far, this initiative has resulted in a 20% reduction in Dependency cases Statewide and nearly a 9% reduction locally. However, historical data suggest as economic conditions worsen and unemployment rates rise, dependency cases increase and fewer people seek volunteer opportunities. Therefore, it is estimated that there will be no change in numbers of cases and children served for 2009 and a conservative 3% increase in 2010. Enhanced marketing efforts have produced a 10% increase in numbers of volunteers recruited in 2009. Therefore a 10% increase is estimated for 2009 and 2010, respectively.

**Leon County Government
Fiscal Year 2010 Budget**

**Judicial
Guardian Ad Litem Summary**

Budgetary Costs	FY 2008 Actual	FY 2009 Adopted	FY 2010 Continuation	FY 2010 Issues	FY 2010 Budget	FY 2011 Budget
Operating	20,254	21,836	20,651	-	20,651	20,651
Total Budgetary Costs	<u>20,254</u>	<u>21,836</u>	<u>20,651</u>	<u>-</u>	<u>20,651</u>	<u>20,651</u>
Appropriations	FY 2008 Actual	FY 2009 Adopted	FY 2010 Continuation	FY 2010 Issues	FY 2010 Budget	FY 2011 Budget
GAL Information Systems (001-547-713)	6,799	-	-	-	-	-
GAL Operating (001-547-719)	13,355	-	-	-	-	-
Guardian Ad Litem (001-547-685)	100	21,836	20,651	-	20,651	20,651
Total Budget	<u>20,254</u>	<u>21,836</u>	<u>20,651</u>	<u>-</u>	<u>20,651</u>	<u>20,651</u>
Funding Sources	FY 2008 Actual	FY 2009 Adopted	FY 2010 Continuation	FY 2010 Issues	FY 2010 Budget	FY 2011 Budget
001 General Fund	20,254	21,836	20,651	-	20,651	20,651
Total Revenues	<u>20,254</u>	<u>21,836</u>	<u>20,651</u>	<u>-</u>	<u>20,651</u>	<u>20,651</u>

**Leon County Government
Fiscal Year 2010 Budget**

**Judicial
Guardian Ad Litem - Guardian Ad Litem (001-547-685)**

Budgetary Costs	FY 2008 Actual	FY 2009 Adopted	FY 2010 Continuation	FY 2010 Issues	FY 2010 Budget	FY 2011 Budget
Operating	100	21,836	20,651	-	20,651	20,651
Total Budgetary Costs	<u>100</u>	<u>21,836</u>	<u>20,651</u>	<u>-</u>	<u>20,651</u>	<u>20,651</u>
Funding Sources	FY 2008 Actual	FY 2009 Adopted	FY 2010 Continuation	FY 2010 Issues	FY 2010 Budget	FY 2011 Budget
001 General Fund	100	21,836	20,651	-	20,651	20,651
Total Revenues	<u>100</u>	<u>21,836</u>	<u>20,651</u>	<u>-</u>	<u>20,651</u>	<u>20,651</u>

Notes:

This program is recommended at an overall decreased funding level. The funding level adjustment for FY10 is as follows:

Decreases to Program Funding Levels:

1. Communication costs in the amount of \$1,185.

**Leon County Government
Fiscal Year 2010 Budget**

**Judicial
Guardian Ad Litem - GAL Information Systems (001-547-713)**

Budgetary Costs	FY 2008 Actual	FY 2009 Adopted	FY 2010 Continuation	FY 2010 Issues	FY 2010 Budget	FY 2011 Budget
Operating	6,799	-	-	-	-	-
Total Budgetary Costs	<u>6,799</u>	<u>-</u>	<u>-</u>	<u>-</u>	<u>-</u>	<u>-</u>
Funding Sources	FY 2008 Actual	FY 2009 Adopted	FY 2010 Continuation	FY 2010 Issues	FY 2010 Budget	FY 2011 Budget
001 General Fund	6,799	-	-	-	-	-
Total Revenues	<u>6,799</u>	<u>-</u>	<u>-</u>	<u>-</u>	<u>-</u>	<u>-</u>

Note:
In FY08 new reporting requirements for Article V entities were implemented. The FY08 Actuals depict the total amount funded by the County for Article V information systems. These expenses are currently funded in the operating budget of Guardian Ad Litem and the actual expenses will be reported separately each year.

**Leon County Government
Fiscal Year 2010 Budget**

**Judicial
Guardian Ad Litem - GAL Operating (001-547-719)**

Budgetary Costs	FY 2008 Actual	FY 2009 Adopted	FY 2010 Continuation	FY 2010 Issues	FY 2010 Budget	FY 2011 Budget
Operating	13,355	-	-	-	-	-
Total Budgetary Costs	<u>13,355</u>	<u>-</u>	<u>-</u>	<u>-</u>	<u>-</u>	<u>-</u>
Funding Sources	FY 2008 Actual	FY 2009 Adopted	FY 2010 Continuation	FY 2010 Issues	FY 2010 Budget	FY 2011 Budget
001 General Fund	13,355	-	-	-	-	-
Total Revenues	<u>13,355</u>	<u>-</u>	<u>-</u>	<u>-</u>	<u>-</u>	<u>-</u>

Note:
In FY08 new reporting requirements for Article V entities were implemented. The FY08 Actuals depict the total amount funded by the County for Article V other operating costs. These expenses are currently funded in the operating budget of Guardian Ad Litem and the actual expenses will be reported separately each year.

Non-Operating

Non-Operating Summary	13 - 2
Fire Control	13 - 3
Line Item Funding	13 - 4
Communications	13 - 6
Cost Allocations	13 - 7
Risk Allocations	13 - 8
Budgeted Reserves	13 - 10
Budgeted Capital Reserves	13 - 13
Other Non-Operating	13 - 14

**Leon County Government
Fiscal Year 2010 Budget**

Non-Operating

Non-operating funding is provided by the Leon County Board of County Commissioners for activities for which costs does not apply solely to any specific County department's function, but are either applicable to the operation of County government as a whole, or are provided for the public good. The County employees that are responsible for the administration of these programs are included in the specific County Administrator department budgets.

Budgetary Costs	FY 2008 Actual	FY 2009 Adopted	FY 2010 Continuation	FY 2010 Issues	FY 2010 Budget	FY 2011 Budget
Personnel Services	83,198	119,767	119,767	-	119,767	119,767
Operating	16,042,096	16,853,166	16,223,606	-	16,223,606	16,583,480
Transportation	91,330	90,000	102,000	-	102,000	102,000
General Fund	185,425	186,925	139,925	-	139,925	139,925
Grants-in-Aid	3,641,708	3,781,153	3,114,164	-	3,114,164	3,182,235
Transfers to Special Revenues	-	300,000	-	-	-	-
Budgeted Reserves	-	2,007,703	1,330,930	(20,000)	1,310,930	1,434,183
Total Budgetary Costs	<u>20,043,757</u>	<u>23,338,714</u>	<u>21,030,392</u>	<u>(20,000)</u>	<u>21,010,392</u>	<u>21,561,590</u>
Appropriations	FY 2008 Actual	FY 2009 Adopted	FY 2010 Continuation	FY 2010 Issues	FY 2010 Budget	FY 2011 Budget
Fire Control	4,918,953	5,165,451	6,853,747	-	6,853,747	6,853,747
Other Non-Operating	5,400,286	6,703,305	5,260,269	-	5,260,269	5,473,685
Risk Financing & Workers Comp	5,001,404	4,658,700	3,827,500	-	3,827,500	3,907,927
Line Item Funding	1,651,925	1,878,809	1,508,059	-	1,508,059	1,508,059
Communications	986,603	1,049,131	908,005	-	908,005	908,005
Budgeted Reserves	-	2,007,703	1,330,930	(20,000)	1,310,930	1,434,183
Risk Allocations	2,084,586	1,875,615	1,341,882	-	1,341,882	1,475,984
Total Budget	<u>20,043,757</u>	<u>23,338,714</u>	<u>21,030,392</u>	<u>(20,000)</u>	<u>21,010,392</u>	<u>21,561,590</u>

**Leon County Government
Fiscal Year 2010 Budget**

Fire Control Summary

During FY 2009, the County entered into an interlocal agreement for a functionally consolidated Fire and Emergency Medical Services program with the City of Tallahassee. With this new organizational structure, a new fire services fee, based on a contracted fire service fee study, was adopted by resolution on June 9, 2009, to fund fire services in the unincorporated areas of the County. This fire service fee also provides funding for the six volunteer fire departments that operate in the County.

The increase in costs is associated with more resources provided for fire services (such as an additional fire fighter at unincorporated area fire stations and additional funding for volunteer fire departments), and to maintain level service fees over the next five year. Billing for these services in the unincorporated area will be through the City electric bill, or quarterly direct billing for properties not served by City utilities. Property owners who do not respond to direct billing, will have the fee placed on their tax bill in subsequent years.

Budgetary Costs	FY 2008 Actual	FY 2009 Adopted	FY 2010 Continuation	FY 2010 Issues	FY 2010 Budget	FY 2011 Budget
Operating	4,918,953	5,165,451	6,853,747	-	6,853,747	6,853,747
Total Budgetary Costs	<u>4,918,953</u>	<u>5,165,451</u>	<u>6,853,747</u>	<u>-</u>	<u>6,853,747</u>	<u>6,853,747</u>
Appropriations	FY 2008 Actual	FY 2009 Adopted	FY 2010 Continuation	FY 2010 Issues	FY 2010 Budget	FY 2011 Budget
Fire Services Payment (140-838-522)	4,833,953	5,039,613	-	-	-	-
Fire Services Payment (145-838-522)	-	-	6,311,232	-	6,311,232	6,294,957
Volunteer Fire Department (140-843-522)	85,000	125,838	-	-	-	-
Volunteer Fire Department (145-843-522)	-	-	542,515	-	542,515	558,790
Total Budget	<u>4,918,953</u>	<u>5,165,451</u>	<u>6,853,747</u>	<u>-</u>	<u>6,853,747</u>	<u>6,853,747</u>
Funding Sources	FY 2008 Actual	FY 2009 Adopted	FY 2010 Continuation	FY 2010 Issues	FY 2010 Budget	FY 2011 Budget
140 Municipal Service	4,918,953	5,165,451	-	-	-	-
145 Fire Rescue Services	-	-	6,853,747	-	6,853,747	6,853,747
Total Revenues	<u>4,918,953</u>	<u>5,165,451</u>	<u>6,853,747</u>	<u>-</u>	<u>6,853,747</u>	<u>6,853,747</u>

**Leon County Government
Fiscal Year 2010 Budget**

Line Item Funding Summary

Annually during the budget process (by March 1), the Board determines the amount of funding available for specific outside agencies. The Board approved the allocation of line item funding as follows:

- DISC Village/Juvenile Assessment Center - \$185,759
- Keep Tallahassee/Leon County Beautiful - \$21,375
- Tallahassee Trust for Historic Preservation - \$63,175
- United Partners for Human Services - \$23,750
- Whole Child Leon Project - \$38,000

In addition, funding was allocated for the Tallahassee Memorial Trauma Center and the Economic Development Council (EDC) as follows:

- Tallahassee Memorial Trauma Center - \$300,000
- Economic Development Council - \$199,500

Also included were appropriations for Council on Culture and Arts (COCA):

- Cultural re-granting funds from the Tourist Development 3-cent bed tax - \$504,500
- Cultural re-granting administrative costs from the general fund - \$150,000

Funding is also included to support the following events:

- After School Jazz Jam - \$2,000
- Capital City Classic - \$5,000
- Celebrate America/4th of July Celebration - \$2,500
- Dr. Martin Luther King Celebration/Inter-Civic Council - \$4,500
- Friends of the LeRoy Collins Public Library - \$3,000
- NAACP Freedom Fund Awards - \$1,000
- Soul Santa - \$4,000

Budgetary Costs	FY 2008 Actual	FY 2009 Adopted	FY 2010 Continuation	FY 2010 Issues	FY 2010 Budget	FY 2011 Budget
Operating	10,926	-	-	-	-	-
General Fund	185,425	186,925	139,925	-	139,925	139,925
Grants-in-Aid	1,455,574	1,391,884	1,368,134	-	1,368,134	1,368,134
Transfers to Special Revenues	-	300,000	-	-	-	-
Total Budgetary Costs	<u>1,651,925</u>	<u>1,878,809</u>	<u>1,508,059</u>	<u>-</u>	<u>1,508,059</u>	<u>1,508,059</u>
Appropriations	FY 2008 Actual	FY 2009 Adopted	FY 2010 Continuation	FY 2010 Issues	FY 2010 Budget	FY 2011 Budget
Council on Culture & Arts (COCA) (160-888-573)	526,680	654,500	504,500	-	504,500	504,500
Goodwood Conference Center (160-888-552)	-	300,000	-	-	-	-
Gum Road Target Planning Area (001-888-538)	10,926	-	-	-	-	-
Line Item - COCA Administration (001-888-573)	184,170	-	150,000	-	150,000	150,000
Line Item - Economic Development (001-888-552)	99,750	199,500	199,500	-	199,500	199,500
Line Item - Human Service Agencies (001-888-569)	789,024	681,934	610,684	-	610,684	610,684
Line Item - Keep Tall. Beautiful (001-888-539)	21,375	21,375	21,375	-	21,375	21,375
Line Item - Special Events (001-888-574)	20,000	21,500	22,000	-	22,000	22,000
Total Budget	<u>1,651,925</u>	<u>1,878,809</u>	<u>1,508,059</u>	<u>-</u>	<u>1,508,059</u>	<u>1,508,059</u>
Funding Sources	FY 2008 Actual	FY 2009 Adopted	FY 2010 Continuation	FY 2010 Issues	FY 2010 Budget	FY 2011 Budget
001 General Fund	1,125,245	924,309	1,003,559	-	1,003,559	1,003,559
160 Tourist Development	526,680	954,500	504,500	-	504,500	504,500
Total Revenues	<u>1,651,925</u>	<u>1,878,809</u>	<u>1,508,059</u>	<u>-</u>	<u>1,508,059</u>	<u>1,508,059</u>

**Leon County Government
Fiscal Year 2010 Budget**

Organizational Code / Account	FY 2008 Actual	FY 2009 Adopted	FY 2010 Budget	FY 2011 Projected
001-888-538 Gum Road Target Planning Area				
53105 Gum Road Target Planning Area - FEMA Maps	10,926	0	0	0
001-888-538 Totals	<u>10,926</u>	<u>0</u>	<u>0</u>	<u>0</u>
001-888-539 Line Item - Keep Tall. Beautiful				
58231 Keep Tall Leon County Beautiful	21,375	21,375	21,375	21,375
001-888-539 Totals	<u>21,375</u>	<u>21,375</u>	<u>21,375</u>	<u>21,375</u>
001-888-552 Line Item - Economic Development				
58222 Economic Development Council (856)	99,750	199,500	199,500	199,500
001-888-552 Totals	<u>99,750</u>	<u>199,500</u>	<u>199,500</u>	<u>199,500</u>
001-888-569 Line Item - Human Service Agencies				
58229 Tall Trust For Historic Preservation	63,175	63,175	63,175	63,175
58230 Disc Village/JAC	185,759	185,759	185,759	185,759
58237 Big Brothers/Big Sisters	21,250	23,750	0	0
58246 United Partners for Human Services	23,750	23,750	23,750	23,750
58247 Whole Child Leon (United Way of the Big Bend)	38,000	38,000	38,000	38,000
58249 Trauma Center	300,000	300,000	300,000	300,000
58250 Dick Howser Center for Childhood Services, Inc.	47,500	47,500	0	0
58347 Military Personnel Grant Program	109,590	0	0	0
001-888-569 Totals	<u>789,024</u>	<u>681,934</u>	<u>610,684</u>	<u>610,684</u>
001-888-573 Line Item - COCA Administration				
58214 Cultural Resource Grant Prog (837)	100,320	0	0	0
58215 Local Arts Agency Program (837)	31,350	0	150,000	150,000
58233 Mission San Luis	52,500	0	0	0
001-888-573 Totals	<u>184,170</u>	<u>0</u>	<u>150,000</u>	<u>150,000</u>
001-888-574 Line Item - Special Events				
58220 Celebrate America	2,500	2,500	2,500	2,500
58221 Dr Martin Luther King Celebration	4,500	4,500	4,500	4,500
58240 Capital City Classic	5,000	5,000	5,000	5,000
58241 Friends of the LeRoy Collins Public Library	2,500	2,500	3,000	3,000
58242 NAACP Freedom Fund Awards Banquet	1,000	1,000	1,000	1,000
58243 After School Jazz Jams	2,000	2,000	2,000	2,000
58244 Soul Santa	2,500	4,000	4,000	4,000
001-888-574 Totals	<u>20,000</u>	<u>21,500</u>	<u>22,000</u>	<u>22,000</u>
160-888-552 Goodwood Conference Center				
58255 Goodwood Museum and Gardens	0	300,000	0	0
160-888-552 Totals	<u>0</u>	<u>300,000</u>	<u>0</u>	<u>0</u>
160-888-573 Council on Culture & Arts (COCA)				
58214 Cultural Resource Grant Prog (837)	401,280	654,500	504,500	504,500
58215 Local Arts Agency Program (837)	125,400	0	0	0
160-888-573 Totals	<u>526,680</u>	<u>654,500</u>	<u>504,500</u>	<u>504,500</u>
Line Item Funding Totals	<u>1,651,925</u>	<u>1,878,809</u>	<u>1,508,059</u>	<u>1,508,059</u>

**Leon County Government
Fiscal Year 2010 Budget**

Communications Summary

The Communications Trust Fund accounts for the resources and expenditures associated with the County's centralized telecommunications network, which includes the telephone and internet systems. The individual departments and agencies are assessed based on the number of internet connections, data lines, and telephone usage within their individual areas.

Budgetary Costs	FY 2008 Actual	FY 2009 Adopted	FY 2010 Continuation	FY 2010 Issues	FY 2010 Budget	FY 2011 Budget
Operating	986,603	1,049,131	908,005	-	908,005	908,005
Total Budgetary Costs	<u>986,603</u>	<u>1,049,131</u>	<u>908,005</u>	<u>-</u>	<u>908,005</u>	<u>908,005</u>
Appropriations	FY 2008 Actual	FY 2009 Adopted	FY 2010 Continuation	FY 2010 Issues	FY 2010 Budget	FY 2011 Budget
Communications Trust (502-900-590)	640,442	724,921	626,695	-	626,695	626,695
Communications Trust (502-900-713)	46,850	-	-	-	-	-
MIS Automation - Animal Control (140-470-520)	-	-	1,510	-	1,510	1,510
MIS Automation - Building Inspection (120-470-524)	3,160	3,169	2,065	-	2,065	2,065
MIS Automation - EMS Fund (135-470-526)	6,145	9,880	9,500	-	9,500	9,500
MIS Automation - General Fund (001-470-519)	198,970	203,826	186,600	-	186,600	186,600
MIS Automation - General Fund (140-470-562)	1,868	1,958	-	-	-	-
MIS Automation - Growth Management (121-470-537)	13,569	17,523	10,200	-	10,200	10,200
MIS Automation - Motor Pool Fund (505-470-519)	715	794	615	-	615	615
MIS Automation - Parks and Recreation (140-470-572)	834	1,985	1,530	-	1,530	1,530
MIS Automation - Probation Services (111-470-523)	4,247	5,166	3,985	-	3,985	3,985
MIS Automation - Public Defender (110-470-603)	15,259	19,766	15,450	-	15,450	15,450
MIS Automation - Solid Waste Fund (401-470-534)	15,099	15,600	16,755	-	16,755	16,755
MIS Automation - State Attorney (110-470-602)	15,736	18,928	14,400	-	14,400	14,400
MIS Automation - Tourist Development (160-470-552)	9,763	10,712	10,200	-	10,200	10,200
MIS Automation - Transportation Trust (106-470-541)	13,946	14,903	8,500	-	8,500	8,500
Total Budget	<u>986,603</u>	<u>1,049,131</u>	<u>908,005</u>	<u>-</u>	<u>908,005</u>	<u>908,005</u>
Funding Sources	FY 2008 Actual	FY 2009 Adopted	FY 2010 Continuation	FY 2010 Issues	FY 2010 Budget	FY 2011 Budget
001 General Fund	198,970	203,826	186,600	-	186,600	186,600
106 Transportation Trust	13,946	14,903	8,500	-	8,500	8,500
110 Fine and Forfeiture	30,995	38,694	29,850	-	29,850	29,850
111 Probation Services	4,247	5,166	3,985	-	3,985	3,985
120 Building Inspection	3,160	3,169	2,065	-	2,065	2,065
121 Growth Management	13,569	17,523	10,200	-	10,200	10,200
135 Emergency Medical Services MSTU	6,145	9,880	9,500	-	9,500	9,500
140 Municipal Service	2,702	3,943	3,040	-	3,040	3,040
160 Tourist Development	9,763	10,712	10,200	-	10,200	10,200
401 Solid Waste	15,099	15,600	16,755	-	16,755	16,755
502 Communications Trust	687,292	724,921	626,695	-	626,695	626,695
505 Motor Pool	715	794	615	-	615	615
Total Revenues	<u>986,603</u>	<u>1,049,131</u>	<u>908,005</u>	<u>-</u>	<u>908,005</u>	<u>908,005</u>

**Leon County Government
Fiscal Year 2010 Budget**

Cost Allocations Summary

Cost allocations are a method for the County to distribute general and administrative costs throughout the organization. On an annual basis, the County engages a cost plan consultant to determine the appropriate distribution of costs. These are costs incurred by the General Fund on behalf of the entire organization. Costs include such items as Purchasing, Facilities Management, Human Resources, Office of Management & Budget, the County Attorney's Office, Management Information Systems and other non-departmental costs. These costs are charged to divisions that are not accounted for in the General Fund, and "booked" to the General Fund as a negative expense (or credit). As shown in the table below, this approach avoids a "double counting" in the budget. The negative expense in the General Fund is offset by the amount charged to the respective fund.

Appropriations	FY 2008 Actual	FY 2009 Adopted	FY 2010 Continuation	FY 2010 Issues	FY 2010 Budget	FY 2011 Budget
Indirect Costs - Bank of America (165-499-519)	-	3,649	4,500	-	4,500	4,680
Indirect Costs - Building Inspections (120-499-524)	200,000	244,720	170,423	-	170,423	187,564
Indirect Costs - Emergency 911 (130-499-525)	-	31,173	34,900	-	34,900	36,296
Indirect Costs - EMS (135-499-526)	853,229	1,044,011	876,700	-	876,700	911,768
Indirect Costs - General Fund (001-499-519)	(5,456,221)	(6,359,018)	(5,917,223)	-	(5,917,223)	(6,164,236)
Indirect Costs - Growth Management (121-499-537)	945,726	1,093,941	812,300	-	812,300	844,792
Indirect Costs - Insurance Service (501-499-596)	38,593	35,075	36,500	-	36,500	37,960
Indirect Costs - Judicial Programs (117-499-601)	-	3,328	5,100	-	5,100	5,304
Indirect Costs - Mosquito Control (122-499-562)	154,792	189,403	239,300	-	239,300	248,872
Indirect Costs - Municipal Services (Animal Control) (140-499-562)	166,622	188,921	141,800	-	141,800	147,472
Indirect Costs - Municipal Services (Parks & Recreation) (140-499-572)	265,464	324,822	410,400	-	410,400	426,816
Indirect Costs - Probation Services (111-499-523)	580,253	646,577	593,700	-	593,700	617,448
Indirect Costs - Solid Waste (401-499-534)	516,395	470,391	564,100	-	564,100	586,664
Indirect Costs - Stormwater Utility (123-499-538)	447,320	495,125	498,300	-	498,300	518,232
Indirect Costs - Teen Court (114-499-662)	-	15,656	12,200	-	12,200	12,688
Indirect Costs - Tourist Development (160-499-552)	79,179	93,324	118,300	-	118,300	123,032
Indirect Costs - Transportation Trust (106-499-541)	1,208,648	1,478,902	1,398,700	-	1,398,700	1,454,648
Total Budget	-	-	-	-	-	-
Funding Sources	FY 2008 Actual	FY 2009 Adopted	FY 2010 Continuation	FY 2010 Issues	FY 2010 Budget	FY 2011 Budget
001 General Fund	(5,456,221)	(6,359,018)	(5,917,223)	-	(5,917,223)	(6,164,236)
106 Transportation Trust	1,208,648	1,478,902	1,398,700	-	1,398,700	1,454,648
111 Probation Services	580,253	646,577	593,700	-	593,700	617,448
114 Family Law Legal Services	-	15,656	12,200	-	12,200	12,688
117 Judicial Programs	-	3,328	5,100	-	5,100	5,304
120 Building Inspection	200,000	244,720	170,423	-	170,423	187,564
121 Growth Management	945,726	1,093,941	812,300	-	812,300	844,792
122 Mosquito Control	154,792	189,403	239,300	-	239,300	248,872
123 Stormwater Utility	447,320	495,125	498,300	-	498,300	518,232
130 9-1-1 Emergency Communications	-	31,173	34,900	-	34,900	36,296
135 Emergency Medical Services MSTU	853,229	1,044,011	876,700	-	876,700	911,768
140 Municipal Service	432,086	513,743	552,200	-	552,200	574,288
160 Tourist Development	79,179	93,324	118,300	-	118,300	123,032
165 Bank of America Building Operations	-	3,649	4,500	-	4,500	4,680
401 Solid Waste	516,395	470,391	564,100	-	564,100	586,664
501 Insurance Service	38,593	35,075	36,500	-	36,500	37,960
Total Revenues	-	-	-	-	-	-

**Leon County Government
Fiscal Year 2010 Budget**

Risk Allocations Summary

The County maintains an internal services fund for risk management. The fund derives its revenue from workers' compensation contributions and allocations from various funds based on liability allocations (i.e. property insurance). Prior to FY2005 the General Fund made an annual contribution to the Risk Fund to support all liability expenses. Beginning in FY2005 a more equitable distribution of the risk allocation has been implemented across all funds.

The amounts reflected below are the allocations for property and liability. Worker's Compensation is charged directly to each department's Personal Services budget.

Budgetary Costs	FY 2008 Actual	FY 2009 Adopted	FY 2010 Continuation	FY 2010 Issues	FY 2010 Budget	FY 2011 Budget
Operating	2,084,586	1,875,615	1,341,882	-	1,341,882	1,475,984
Total Budgetary Costs	<u>2,084,586</u>	<u>1,875,615</u>	<u>1,341,882</u>	<u>-</u>	<u>1,341,882</u>	<u>1,475,984</u>
Appropriations	FY 2008 Actual	FY 2009 Adopted	FY 2010 Continuation	FY 2010 Issues	FY 2010 Budget	FY 2011 Budget
Amtrak Depot - Risk (420-495-590)	-	2,101	1,253	-	1,253	1,378
Bank of America - Risk (165-495-519)	140,498	43,688	-	-	-	-
Building Inspection (120-495-524)	16,770	14,089	11,892	-	11,892	13,082
EMS - Risk (135-495-526)	65,796	68,518	58,743	-	58,743	64,617
Fine & Forfeiture - Risk (110-495-689)	135,623	469,185	346,079	-	346,079	380,688
Fleet Maintenance - Risk (505-495-591)	23,840	21,894	13,859	-	13,859	15,245
General Fund - Risk (001-495-519)	1,165,219	768,474	537,894	-	537,894	591,684
Growth Management - Risk (121-495-537)	43,346	35,851	30,016	-	30,016	33,017
Mosquito Control - Risk (122-495-562)	28,253	20,729	17,205	-	17,205	18,926
Municipal Services - Risk (140-495-572)	89,465	87,016	70,012	-	70,012	77,014
Probation Services - Risk (111-495-523)	36,367	37,314	25,749	-	25,749	28,324
Solid Waste - Risk (401-495-534)	116,092	96,316	65,963	-	65,963	72,560
Stormwater Utility - Risk (123-495-538)	50,737	51,069	41,661	-	41,661	45,736
Supervisor of Elections - Risk (060-495-513)	25,580	28,006	23,826	-	23,826	26,209
Teen Court - Risk (114-495-662)	-	1,528	378	-	378	416
Tourist Development - Risk (160-495-552)	9,140	7,469	4,999	-	4,999	5,499
Transportation Trust - Risk (106-495-541)	137,860	122,368	92,353	-	92,353	101,589
Total Budget	<u>2,084,586</u>	<u>1,875,615</u>	<u>1,341,882</u>	<u>-</u>	<u>1,341,882</u>	<u>1,475,984</u>

**Leon County Government
Fiscal Year 2010 Budget**

Workers Comp/Risk Management

Budgetary Costs	FY 2008 Actual	FY 2009 Adopted	FY 2010 Continuation	FY 2010 Issues	FY 2010 Budget	FY 2011 Budget
Operating	4,910,074	4,568,700	3,725,500	-	3,725,500	3,805,927
Transportation	91,330	90,000	102,000	-	102,000	102,000
Total Budgetary Costs	<u>5,001,404</u>	<u>4,658,700</u>	<u>3,827,500</u>	<u>-</u>	<u>3,827,500</u>	<u>3,907,927</u>
Funding Sources	FY 2008 Actual	FY 2009 Adopted	FY 2010 Continuation	FY 2010 Issues	FY 2010 Budget	FY 2011 Budget
501 Insurance Service	5,001,404	4,658,700	3,827,500	-	3,827,500	3,907,927
Total Revenues	<u>5,001,404</u>	<u>4,658,700</u>	<u>3,827,500</u>	<u>-</u>	<u>3,827,500</u>	<u>3,907,927</u>

The following information reflects the allocation for insurance including: general liability, property, accidental death and dismemberment for law enforcement, liability, vehicle, aviation, workers compensation, and the volunteer fire departments. These expenses are paid from the Risk Management Internal Service Fund.

**Leon County Government
Fiscal Year 2010 Budget**

Budgeted Reserves Summary

Each year the County sets aside, budgeted reserves and contingency funds. This is an integral part of the budgeting process allowing the Board to allocate funds for unforeseeable events or market conditions such as rising fuel and energy costs. Any budgeted reserve utilized during the year must be approved by the Board of County Commissioners.

Historically, the County has had a separate budgeted reserve account for salaries. During the fiscal year the County would realign the funds from the reserve account to the individual budgets as needed. Due to employees not receiving raises in FY 2010, the FY 2009 budgeted salary contingency dollars were realigned to division budgets as if the contingency had been budgeted directly in division salary accounts. This was done to more accurately display the year-to-year variance in division budgets with consideration to budgeted personnel expenses. This adjustment did not change the FY 2009 adopted budget figure. In future years, projected salary adjustments will be directly budgeted in division accounts, and the salary contingency reserve account will no longer be utilized.

Budgetary Costs	FY 2008 Actual	FY 2009 Adopted	FY 2010 Continuation	FY 2010 Issues	FY 2010 Budget	FY 2011 Budget
Budgeted Reserves	-	2,007,703	1,330,930	(20,000)	1,310,930	1,434,183
Total Budgetary Costs	-	2,007,703	1,330,930	(20,000)	1,310,930	1,434,183
Appropriations	FY 2008 Actual	FY 2009 Adopted	FY 2010 Continuation	FY 2010 Issues	FY 2010 Budget	FY 2011 Budget
Budget Reserves - Drug Court (116-990-599)	-	6,136	6,320	-	6,320	6,510
Budgeted Reserves - BOA Building (Operating) (165-990-599)	-	-	60,628	-	60,628	120,267
Budgeted Reserves - Building Inspection (120-990-599)	-	22,794	20,000	-	20,000	20,000
Budgeted Reserves - EMS Fund (135-990-599)	-	995,906	350,891	-	350,891	200,000
Budgeted Reserves - Fine and Forfeiture (110-990-599)	-	300,000	150,000	-	150,000	150,000
Budgeted Reserves - General Fund (001-990-599)	-	350,000	428,377	-	428,377	350,000
Budgeted Reserves - Growth Management (121-990-599)	-	20,000	20,000	-	20,000	20,000
Budgeted Reserves - Motor Pool Fund (505-990-599)	-	36,657	54,714	-	54,714	99,776
Budgeted Reserves - Municipal Service (140-990-599)	-	70,000	70,000	-	70,000	70,000
Budgeted Reserves - Probation Services (111-990-599)	-	25,000	25,000	-	25,000	25,000
Budgeted Reserves - Solid Waste Fund (401-990-599)	-	36,210	-	-	-	247,630
Budgeted Reserves - Stormwater Utility (123-990-599)	-	50,000	50,000	-	50,000	50,000
Budgeted Reserves - Tourist Development (160-990-599)	-	25,000	25,000	-	25,000	25,000
Budgeted Reserves - Transport. Trust (106-990-599)	-	70,000	70,000	(20,000)	50,000	50,000
Total Budget	-	2,007,703	1,330,930	(20,000)	1,310,930	1,434,183

**Leon County Government
Fiscal Year 2010 Budget**

Organizational Code / Account	FY 2008 Actual	FY 2009 Adopted	FY 2010 Budget	FY 2011 Projected
001-990-599 Budgeted Reserves - General Fund				
59900 Budgeted Contingency	0	350,000	428,377	350,000
001-990-599 Totals	<u>0</u>	<u>350,000</u>	<u>428,377</u>	<u>350,000</u>
106-990-599 Budgeted Reserves - Transport. Trust				
59900 Budgeted Contingency	0	50,000	50,000	50,000
59927 Transport Disadvantaged	0	20,000	0	0
106-990-599 Totals	<u>0</u>	<u>70,000</u>	<u>50,000</u>	<u>50,000</u>
110-990-599 Budgeted Reserves - Fine and Forfeiture				
59900 Budgeted Contingency	0	100,000	100,000	100,000
59930 Reserve For Article V	0	200,000	50,000	50,000
110-990-599 Totals	<u>0</u>	<u>300,000</u>	<u>150,000</u>	<u>150,000</u>
111-990-599 Budgeted Reserves - Probation Services				
59900 Budgeted Contingency	0	25,000	25,000	25,000
111-990-599 Totals	<u>0</u>	<u>25,000</u>	<u>25,000</u>	<u>25,000</u>
116-990-599 Budget Reserves - Drug Court				
59930 Reserve For Article V	0	6,136	6,320	6,510
116-990-599 Totals	<u>0</u>	<u>6,136</u>	<u>6,320</u>	<u>6,510</u>
120-990-599 Budgeted Reserves - Building Inspection				
59900 Budgeted Contingency	0	22,794	20,000	20,000
120-990-599 Totals	<u>0</u>	<u>22,794</u>	<u>20,000</u>	<u>20,000</u>
121-990-599 Budgeted Reserves - Growth Management				
59900 Budgeted Contingency	0	20,000	20,000	20,000
121-990-599 Totals	<u>0</u>	<u>20,000</u>	<u>20,000</u>	<u>20,000</u>
123-990-599 Budgeted Reserves - Stormwater Utility				
59900 Budgeted Contingency	0	50,000	50,000	50,000
123-990-599 Totals	<u>0</u>	<u>50,000</u>	<u>50,000</u>	<u>50,000</u>
135-990-599 Budgeted Reserves - EMS Fund				
59900 Budgeted Contingency	0	300,000	300,000	200,000
59918 Reserve For Fund Balance	0	695,906	50,891	0
135-990-599 Totals	<u>0</u>	<u>995,906</u>	<u>350,891</u>	<u>200,000</u>
140-990-599 Budgeted Reserves - Municipal Service				
59900 Budgeted Contingency	0	70,000	70,000	70,000
140-990-599 Totals	<u>0</u>	<u>70,000</u>	<u>70,000</u>	<u>70,000</u>
160-990-599 Budgeted Reserves - Tourist Development				
59900 Budgeted Contingency	0	25,000	25,000	25,000
160-990-599 Totals	<u>0</u>	<u>25,000</u>	<u>25,000</u>	<u>25,000</u>
165-990-599 Budgeted Reserves - BOA Building (Operating)				
59900 Budgeted Contingency	0	0	60,628	120,267
165-990-599 Totals	<u>0</u>	<u>0</u>	<u>60,628</u>	<u>120,267</u>
401-990-599 Budgeted Reserves - Solid Waste Fund				
59928 Reserves for Future Transfer Station Capital	0	36,210	0	247,630
401-990-599 Totals	<u>0</u>	<u>36,210</u>	<u>0</u>	<u>247,630</u>

**Leon County Government
Fiscal Year 2010 Budget**

Organizational Code / Account	FY 2008 Actual	FY 2009 Adopted	FY 2010 Budget	FY 2011 Projected
505-990-599 Budgeted Reserves - Motor Pool Fund				
59918 Reserve For Fund Balance	0	36,657	54,714	99,776
505-990-599 Totals	<u>0</u>	<u>36,657</u>	<u>54,714</u>	<u>99,776</u>
Budgeted Reserves Totals	<u>0</u>	<u>2,007,703</u>	<u>1,310,930</u>	<u>1,434,183</u>

Historically, the County has had a separate budgeted reserve account for salaries. During the fiscal year the County would realign the funds from the reserve account to the individual budgets as needed. Due to employees not receiving raises in FY 2010, the FY 2009 budgeted salary contingency dollars were realigned to division budgets as if the contingency had been budgeted directly in division salary accounts. This was done to more accurately display the year-to-year variance in division budgets with consideration to budgeted personnel expenses. This adjustment did not change the FY 2009 adopted budget figure. In future years, projected salary adjustments will be directly budgeted in division accounts, and the salary contingency reserve account will no longer be utilized.

**Leon County Government
Fiscal Year 2010 Budget**

Budgeted Capital Reserves Summary

As part of the FY 2008 budget process, the Board allocated a total of \$40.4 million in capital reserves. This included \$14 million for current and future mandatory, maintenance, and essential general fund capital projects (Fund 305) for the next five years, and \$26.4 million in one-cent sales tax revenue to maintain the existing transportation network over the next five to eight years (Fund 308) largely by eliminating the Tharpe Street project.

The reduction of these two reserves by \$6.9 million in FY 2010 reflects the planned level utilization of these resources to fund required and necessary capital projects. In FY 2009, \$6.3 million of the budgeted capital reserves were used.

Budgetary Costs	FY 2008 Actual	FY 2009 Adopted	FY 2010 Continuation	FY 2010 Issues	FY 2010 Budget	FY 2011 Budget
Budgeted Reserves	-	34,228,129	27,299,094	-	27,299,094	19,126,838
Total Budgetary Costs	-	34,228,129	27,299,094	-	27,299,094	19,126,838
Appropriations	FY 2008 Actual	FY 2009 Adopted	FY 2010 Continuation	FY 2010 Issues	FY 2010 Budget	FY 2011 Budget
Capital Improvements (305-990-599)	-	12,708,019	10,810,819	-	10,810,819	6,864,229
Reserves for Resurfacing and Intersection Improvements (308-990-599)	-	21,520,110	16,488,275	-	16,488,275	12,262,609
Total Budget	-	34,228,129	27,299,094	-	27,299,094	19,126,838
Funding Sources	FY 2008 Actual	FY 2009 Adopted	FY 2010 Continuation	FY 2010 Issues	FY 2010 Budget	FY 2011 Budget
305 Capital Improvements	-	12,708,019	10,810,819	-	10,810,819	6,864,229
308 Sales Tax	-	21,520,110	16,488,275	-	16,488,275	12,262,609
Total Revenues	-	34,228,129	27,299,094	-	27,299,094	19,126,838

**Leon County Government
Fiscal Year 2010 Budget**

Other Non-Operating Summary

These expenses relate to costs that are not associated with a specific County Department. A detailed description regarding these costs is provided below.

Non-Operating Expenditures - General Fund

These expenses include: County's annual dues (i.e. National Association of Counties, Florida Association of Counties), unemployment compensation payments, licensing (ASCAP), state fire service payments, pre-employment drug tests, payment for legal notices, annual audit expenses, and bank charges.

Summer Youth Employment

The Summer Youth Employment Program is funded by the County out of general revenue. The participants in this program are Leon County students between the ages of 14 and 21. Participants will be covered by the County's workers' compensation program and wages will be paid out of available funds. There is currently \$73,943 allocated for the FY2010 budget.

Other Non-Operating Expenses

Non-operating expenditures include payments to the City of Tallahassee for Parks and Recreation, Fire and Animal Shelter services, the Community Redevelopment Area (CRA) / Tax Increment Financing (TIF) districts, and for mid-year grant matches. This fiscal year \$1.8 is budgeted for CRA/TIF payments: \$1,483,311 for the Southside/Frenchtown payment, and \$350,882 for the Downtown CRA. Payments decreased from FY 2009 due to a 15% decline in property value in the TIF districts resulting from the economic recession.

Diversionsary Programs

This funding is for programs that have a direct impact on reducing the population at the County Correctional Facility. The Public Safety Coordinating Council (PSCC) makes recommendations to the BCC regarding there expenditure. The BCC makes the final decision regarding the use of these funds.

Reimbursement of Administrative Costs

Reimbursement of administrative costs is associated with the chargeback of Public Works operations and engineering staff to various capital projects.

State Juvenile Detention Payments

The Juvenile Detention payment is a mandate authorized by the legislature in 2004. The mandate requires counties to pay the State for the predisposition of juveniles at detention facilities. Previously, costs for this program have steadily increased; however, the Department of Juvenile Justice notification regarding estimated payments for FY 2010 will be approximately \$600,000 lower (\$1.5 million) than the FY 2009 budgeted costs of \$2.1 million.

Drug Abuse Trust

Expenditures associated with the support of drug intervention programs overseen by Court Administration.

800 MHZ System Maintenance

The Moving Violation Surcharge Fund is used to account for resources and expenditures associated with Leon County's participation in an intergovernmental radio communications programs previously approved by the Florida Department of Management Services. The actual expenditure is an annual payment to the City of Tallahassee for ongoing maintenance associated with the Leon County 800 MHZ radio system. In FY 2008, Leon County entered into a new maintenance contract for the system involving an upgrade from analog to digital technology. Due to the completed capital upgrade, funds associated with this program were moved from a special revenue capital fund to a special revenue operating fund.

Killearn Lakes Units I and II Sewer Services

This expenditure is a payment to the City of Tallahassee for the City Utility Department "readiness to serve charge" for the newly constructed sewer system in these two subdivisions. Revenue for the payment is derived by a non-ad valorem assessment charge to individual lots. The County collects the assessments for remittance to the city.

Amtrak Depot

The fund is used to account for resources and expenditures associated with the operations and maintenance of the facility that housed the divisions of the Health and Human Services Department.

Tax Deeds

This funding is provided for costs associated with the purchase tax deeds on properties that have not paid property taxes or assessments.

Youth Sports Teams

The County provides \$4,750 annually in support of established youth sports teams to assist with costs associated with post-season activities.

**Leon County Government
Fiscal Year 2010 Budget**

Other Non-Operating Summary

Budgetary Costs	FY 2008 Actual	FY 2009 Adopted	FY 2010 Continuation	FY 2010 Issues	FY 2010 Budget	FY 2011 Budget
Personnel Services	83,198	119,767	119,767	-	119,767	119,767
Operating	3,130,954	4,194,269	3,394,472	-	3,394,472	3,539,817
Grants-in-Aid	2,186,134	2,389,269	1,746,030	-	1,746,030	1,814,101
Total Budgetary Costs	<u>5,400,286</u>	<u>6,703,305</u>	<u>5,260,269</u>	<u>-</u>	<u>5,260,269</u>	<u>5,473,685</u>
Appropriations	FY 2008 Actual	FY 2009 Adopted	FY 2010 Continuation	FY 2010 Issues	FY 2010 Budget	FY 2011 Budget
800 Mhz System Maintenance (131-529-519)	-	-	383,515	-	383,515	387,315
800 Mhz System Maintenance (331-529-519)	242,393	474,551	-	-	-	-
Amtrak (420-496-590)	-	22,899	23,747	-	23,747	23,622
CRA-Payment (001-972-559)	2,022,618	2,514,545	1,834,193	-	1,834,193	1,928,777
Diversionary Programs (110-508-569)	-	100,000	100,000	-	100,000	100,000
Drug Abuse (116-800-562)	100,211	60,849	51,159	-	51,159	52,369
Grant Match Funds (125-991-595)	-	90,000	90,000	-	90,000	90,000
Juvenile Detention Payment - State (110-620-689)	1,940,354	2,143,239	1,500,000	-	1,500,000	1,568,071
Misdemeanor Drug Court (116-810-562)	47,465	32,500	32,500	-	32,500	32,500
Non-Operating General Fund (001-820-519)	655,789	762,490	766,167	-	766,167	769,946
Payment to City- Parks & Recreation (140-838-572)	875,700	950,134	990,515	-	990,515	1,032,612
Payment to City-Animal Shelter CIP (140-838-562)	367,544	63,625	-	-	-	-
Public Works Admin Chargebacks (106-978-541)	(1,163,107)	(850,000)	(850,000)	-	(850,000)	(850,000)
Sewer Services Killlearn Lakes Units I and II (164-838-535)	237,280	237,280	237,280	-	237,280	237,280
Summer Youth Employment (001-278-551)	65,139	73,943	73,943	-	73,943	73,943
Tax Deed Applications (001-831-513)	4,400	22,500	22,500	-	22,500	22,500
Youth Sports Teams (001-379-572)	4,500	4,750	4,750	-	4,750	4,750
Total Budget	<u>5,400,286</u>	<u>6,703,305</u>	<u>5,260,269</u>	<u>-</u>	<u>5,260,269</u>	<u>5,473,685</u>
Funding Sources	FY 2008 Actual	FY 2009 Adopted	FY 2010 Continuation	FY 2010 Issues	FY 2010 Budget	FY 2011 Budget
001 General Fund	2,752,446	3,378,228	2,701,553	-	2,701,553	2,799,916
106 Transportation Trust	-1,163,107	-850,000	(850,000)	-	(850,000)	(850,000)
110 Fine and Forfeiture	1,940,354	2,243,239	1,600,000	-	1,600,000	1,668,071
116 Drug Abuse Trust	147,676	93,349	83,659	-	83,659	84,869
125 Grants	-	90,000	90,000	-	90,000	90,000
131 Radio Communication Systems	-	-	383,515	-	383,515	387,315
140 Municipal Service	1,243,244	1,013,759	990,515	-	990,515	1,032,612
164 Special Assessment - Killlearn Lakes Units I and II Sewer	237,280	237,280	237,280	-	237,280	237,280
331 800 Mhz Capital Projects	242,393	474,551	-	-	-	-
420 Amtrak Depot	-	22,899	23,747	-	23,747	23,622
Total Revenues	<u>5,400,286</u>	<u>6,703,305</u>	<u>5,260,269</u>	<u>-</u>	<u>5,260,269</u>	<u>5,473,685</u>



Debt Service

Long Term Debt Structure	14 - 2
Debt Service	14 - 3
Summary of Debt Service	14 - 4
Bond Series 1999	14 - 5
Bond Series 2003A (Tax Exempt)	14 - 6
Bond Series 2003B (Taxable)	14 - 7
Bond Series 1998B	14 - 8
Bond Series 2005	14 - 9
ESCO Lease	14 - 10

**Leon County Government
Fiscal Year 2010 Budget**

Long Term Debt Structure

General Obligation Bonds

No outstanding issues.

Non Self Supporting Revenue Debt

Description	Purpose	Pledge/ Security	Original Principal Amount	Outstanding Principal Amount	FY09/10 Principal Payment	Remaining Principal	Final Maturity Date
Series 2003A: Tax Exempt & Series 2003B: Taxable	These bonds were issued to fund the acquisition of the Bank of America (BOA) building and for major repairs and renovations to the existing County Courthouse facility.	The pledged revenues for these bonds include guaranteed entitlement revenue, Local Government Half Cent Sales Tax, State Revenue Sharing, Race Track funds and other non-ad valorem revenue sources.	\$20,430,000	\$20,430,000	\$0	\$20,430,000	2020
Series 1998B:	This bond was issued to refund the Library Bond Series 1991, which was originally issued to finance various capital projects including the construction of a public library and improvements to the County owned landfill.		\$28,395,000	\$10,135,000	\$2,345,000	\$7,790,000	2013
Series 2005:	This bond was issued to fully refund the Parks and Recreation Bond Series 1998A and to refund a portion of the Stormwater Bond Series 1997 and a portion of the Capital Improvement Revenue Bond Series 1999. This bond was also issued to fund the relocation of the Growth and Environmental Management facility, the construction of a public library and renovations to the County Courthouse building.		\$54,695,000	\$53,165,000	\$2,790,000	\$50,375,000	2025
ESCO Lease:	This lease was entered into to fund the acquisition of various facility improvement measures including lighting upgrades, HVAC systems, an energy management system and water/sewer improvements.	The energy efficiency improvements will offset the cost of the lease.	\$4,466,238	\$3,649,215	\$326,384	\$3,322,831	2018
TOTAL:			\$107,986,238	\$87,379,215	\$5,461,384	\$81,917,831	

**Leon County Government
Fiscal Year 2010 Budget**

Debt Service

The various Debt Service Funds account for the debt service, including the accumulation of resources and payment of principal and interest, associated with the existing bonds issued by the County and an Energy Performance Contract with Energy Systems Group.

The bonds are secured by Non-Ad Valorem Revenue sources. None of the bonds are General Obligation Bonds. These bonds have been structured to have overall level annual payments until all dates of expiration occur in 2025. This level payment structure for debt service will result in the reduction of the debt service burden to the County over time as the percentage of monies spent on debt service in the budget reduces in the out-years.

Leon County currently services debt on 4 bonds. These bonds were all issued to fund the following County projects:

1. Construction of Public Libraries, the County Jail, and the Northeast Fire Station
2. Acquisition of the Tourist Development Council Building and the Bank of America Building
3. Renovations to the County Courthouse, the Fleet Management Facility, and the Public Works Building
4. Improvements to Stormwater Facilities, the County Landfill, and Parks & Recreation
5. Relocation of the Growth & Environmental Management Facility

The Energy Performance Contract is a lease to fund the acquisition of equipment to improve energy efficiency in various County facilities. The energy cost savings will offset the cost of the lease. Any balance on the lease not offset by the savings will be paid by Energy Systems Group.

Budgetary Costs	FY 2008 Actual	FY 2009 Adopted	FY 2010 Continuation	FY 2010 Issues	FY 2010 Budget	FY 2011 Budget
Debt Service	9,400,486	9,392,507	9,391,043	-	9,391,043	9,416,769
Total Budgetary Costs	<u>9,400,486</u>	<u>9,392,507</u>	<u>9,391,043</u>	<u>-</u>	<u>9,391,043</u>	<u>9,416,769</u>
Appropriations	FY 2008 Actual	FY 2009 Adopted	FY 2010 Continuation	FY 2010 Issues	FY 2010 Budget	FY 2011 Budget
Debt Service	9,400,486	9,392,507	9,391,043	-	9,391,043	9,416,769
Total Budget	<u>9,400,486</u>	<u>9,392,507</u>	<u>9,391,043</u>	<u>-</u>	<u>9,391,043</u>	<u>9,416,769</u>
Funding Sources	FY 2008 Actual	FY 2009 Adopted	FY 2010 Continuation	FY 2010 Issues	FY 2010 Budget	FY 2011 Budget
206 Bond Series 1999	2,201,075	2,206,840	-	-	-	-
211 Bond Series 2003A & 2003B	954,758	955,280	955,280	-	955,280	955,280
216 Bond Series 1998B	2,875,476	2,874,700	2,877,888	-	2,877,888	2,874,775
220 Bond Series 2005	2,897,076	2,895,687	5,097,875	-	5,097,875	5,102,200
221 ESCO Lease	472,101	460,000	460,000	-	460,000	484,514
Total Revenues	<u>9,400,486</u>	<u>9,392,507</u>	<u>9,391,043</u>	<u>-</u>	<u>9,391,043</u>	<u>9,416,769</u>

**Leon County Government
Fiscal Year 2010 Budget**

**Debt Service
Debt Service Summary**

Budgetary Costs	FY 2008 Actual	FY 2009 Adopted	FY 2010 Continuation	FY 2010 Issues	FY 2010 Budget	FY 2011 Budget
Debt Service	9,400,486	9,392,507	9,391,043	-	9,391,043	9,416,769
Total Budgetary Costs	<u>9,400,486</u>	<u>9,392,507</u>	<u>9,391,043</u>	<u>-</u>	<u>9,391,043</u>	<u>9,416,769</u>
Appropriations	FY 2008 Actual	FY 2009 Adopted	FY 2010 Continuation	FY 2010 Issues	FY 2010 Budget	FY 2011 Budget
Bond Series 1998B (216-951-582)	2,875,476	2,874,700	2,877,888	-	2,877,888	2,874,775
Bond Series 1999 (206-966-582)	2,201,075	2,206,840	-	-	-	-
Bond Series 2003A (Tax Exempt) (211-975-582)	352,709	352,970	352,970	-	352,970	352,970
Bond Series 2003B (Taxable) (211-976-582)	602,049	602,310	602,310	-	602,310	602,310
Bond Series 2005 (220-958-582)	2,897,076	2,895,687	5,097,875	-	5,097,875	5,102,200
ESCO Lease (221-977-582)	472,101	460,000	460,000	-	460,000	484,514
Total Budget	<u>9,400,486</u>	<u>9,392,507</u>	<u>9,391,043</u>	<u>-</u>	<u>9,391,043</u>	<u>9,416,769</u>
Funding Sources	FY 2008 Actual	FY 2009 Adopted	FY 2010 Continuation	FY 2010 Issues	FY 2010 Budget	FY 2011 Budget
206 Bond Series 1999	2,201,075	2,206,840	-	-	-	-
211 Bond Series 2003A & 2003B	954,758	955,280	955,280	-	955,280	955,280
216 Bond Series 1998B	2,875,476	2,874,700	2,877,888	-	2,877,888	2,874,775
220 Bond Series 2005	2,897,076	2,895,687	5,097,875	-	5,097,875	5,102,200
221 ESCO Lease	472,101	460,000	460,000	-	460,000	484,514
Total Revenues	<u>9,400,486</u>	<u>9,392,507</u>	<u>9,391,043</u>	<u>-</u>	<u>9,391,043</u>	<u>9,416,769</u>

**Leon County Government
Fiscal Year 2010 Budget**

**Debt Service
Debt Service - Bond Series 1999 (206-966-582)**

Budgetary Costs	FY 2008 Actual	FY 2009 Adopted	FY 2010 Continuation	FY 2010 Issues	FY 2010 Budget	FY 2011 Budget
Debt Service	2,201,075	2,206,840	-	-	-	-
Total Budgetary Costs	<u>2,201,075</u>	<u>2,206,840</u>	<u>-</u>	<u>-</u>	<u>-</u>	<u>-</u>
Funding Sources	FY 2008 Actual	FY 2009 Adopted	FY 2010 Continuation	FY 2010 Issues	FY 2010 Budget	FY 2011 Budget
206 Bond Series 1999	2,201,075	2,206,840	-	-	-	-
Total Revenues	<u>2,201,075</u>	<u>2,206,840</u>	<u>-</u>	<u>-</u>	<u>-</u>	<u>-</u>

**Leon County Government
Fiscal Year 2010 Budget**

Debt Service

Debt Service - Bond Series 2003A (Tax Exempt) (211-975-582)

Budgetary Costs	FY 2008 Actual	FY 2009 Adopted	FY 2010 Continuation	FY 2010 Issues	FY 2010 Budget	FY 2011 Budget
Debt Service	352,709	352,970	352,970	-	352,970	352,970
Total Budgetary Costs	<u>352,709</u>	<u>352,970</u>	<u>352,970</u>	<u>-</u>	<u>352,970</u>	<u>352,970</u>
Funding Sources	FY 2008 Actual	FY 2009 Adopted	FY 2010 Continuation	FY 2010 Issues	FY 2010 Budget	FY 2011 Budget
211 Bond Series 2003A & 2003B	352,709	352,970	352,970	-	352,970	352,970
Total Revenues	<u>352,709</u>	<u>352,970</u>	<u>352,970</u>	<u>-</u>	<u>352,970</u>	<u>352,970</u>

**Leon County Government
Fiscal Year 2010 Budget**

Debt Service

Debt Service - Bond Series 2003B (Taxable) (211-976-582)

Budgetary Costs	FY 2008 Actual	FY 2009 Adopted	FY 2010 Continuation	FY 2010 Issues	FY 2010 Budget	FY 2011 Budget
Debt Service	602,049	602,310	602,310	-	602,310	602,310
Total Budgetary Costs	<u>602,049</u>	<u>602,310</u>	<u>602,310</u>	<u>-</u>	<u>602,310</u>	<u>602,310</u>
Funding Sources	FY 2008 Actual	FY 2009 Adopted	FY 2010 Continuation	FY 2010 Issues	FY 2010 Budget	FY 2011 Budget
211 Bond Series 2003A & 2003B	602,049	602,310	602,310	-	602,310	602,310
Total Revenues	<u>602,049</u>	<u>602,310</u>	<u>602,310</u>	<u>-</u>	<u>602,310</u>	<u>602,310</u>

**Leon County Government
Fiscal Year 2010 Budget**

Debt Service

Debt Service - Bond Series 1998B (216-951-582)

Budgetary Costs	FY 2008 Actual	FY 2009 Adopted	FY 2010 Continuation	FY 2010 Issues	FY 2010 Budget	FY 2011 Budget
Debt Service	2,875,476	2,874,700	2,877,888	-	2,877,888	2,874,775
Total Budgetary Costs	<u>2,875,476</u>	<u>2,874,700</u>	<u>2,877,888</u>	<u>-</u>	<u>2,877,888</u>	<u>2,874,775</u>
Funding Sources	FY 2008 Actual	FY 2009 Adopted	FY 2010 Continuation	FY 2010 Issues	FY 2010 Budget	FY 2011 Budget
216 Bond Series 1998B	2,875,476	2,874,700	2,877,888	-	2,877,888	2,874,775
Total Revenues	<u>2,875,476</u>	<u>2,874,700</u>	<u>2,877,888</u>	<u>-</u>	<u>2,877,888</u>	<u>2,874,775</u>

**Leon County Government
Fiscal Year 2010 Budget**

**Debt Service
Debt Service - Bond Series 2005 (220-958-582)**

Budgetary Costs	FY 2008 Actual	FY 2009 Adopted	FY 2010 Continuation	FY 2010 Issues	FY 2010 Budget	FY 2011 Budget
Debt Service	2,897,076	2,895,687	5,097,875	-	5,097,875	5,102,200
Total Budgetary Costs	<u>2,897,076</u>	<u>2,895,687</u>	<u>5,097,875</u>	<u>-</u>	<u>5,097,875</u>	<u>5,102,200</u>
Funding Sources	FY 2008 Actual	FY 2009 Adopted	FY 2010 Continuation	FY 2010 Issues	FY 2010 Budget	FY 2011 Budget
220 Bond Series 2005	2,897,076	2,895,687	5,097,875	-	5,097,875	5,102,200
Total Revenues	<u>2,897,076</u>	<u>2,895,687</u>	<u>5,097,875</u>	<u>-</u>	<u>5,097,875</u>	<u>5,102,200</u>

**Leon County Government
Fiscal Year 2010 Budget**

**Debt Service
Debt Service - ESCO Lease (221-977-582)**

Budgetary Costs	FY 2008 Actual	FY 2009 Adopted	FY 2010 Continuation	FY 2010 Issues	FY 2010 Budget	FY 2011 Budget
Debt Service	472,101	460,000	460,000	-	460,000	484,514
Total Budgetary Costs	<u>472,101</u>	<u>460,000</u>	<u>460,000</u>	<u>-</u>	<u>460,000</u>	<u>484,514</u>
Funding Sources	FY 2008 Actual	FY 2009 Adopted	FY 2010 Continuation	FY 2010 Issues	FY 2010 Budget	FY 2011 Budget
221 ESCO Lease	472,101	460,000	460,000	-	460,000	484,514
Total Revenues	<u>472,101</u>	<u>460,000</u>	<u>460,000</u>	<u>-</u>	<u>460,000</u>	<u>484,514</u>

Capital Improvement Index

Project Index	15 - 1
Summary Index	15 - 4
Culture & Recreation	15 - 16
General Government	15 - 34
Health & Safety	15 - 69
Solid Waste	15 - 83
Stormwater	15 - 92
Transportation	15 - 108



Project Index

The following is an alphabetical list of each project with a detail sheet in this book. The section and the page of the corresponding detail sheets are also provided. Each section represents the service type of the projects and contains detail sheets only for projects with planned activity in FY09 to FY13.

<u>Project</u>	<u>Section</u>	<u>Page</u>
Accessibility Improvements	General Government	15-36
Additional Ambulance & Equipment	Health & Safety	15-71
Apalachee Parkway Regional Park	Culture & Recreation	15-18
Architectural & Engineering Services	General Government	15-37
Arterial & Collector Resurfacing	Transportation	15-111
Arterial/Collector Roads Pavement Markings	Transportation	15-110
Athletic Field Lighting	Culture & Recreation	15-19
Bank of America Building Acquisition/Renovations	General Government	15-38
Bannerman Road	Transportation	15-112
Beech Ridge Trail	Transportation	15-113
Blue Print 2000 Water Quality Enhancements	Stormwater	15-94
Bradfordville Pond 4 Outfall Stabilization	Stormwater	15-95
Branch Library Expansion	Culture & Recreation	15-20
Buck Lake Road	Transportation	15-114
Capital Cascades Greenway- Lake Henrietta	Culture & Recreation	15-21
CARDS Stormwater Program: Start Up Costs	Stormwater	15-96
CARDS Transportation Program: Start Up Costs	Transportation	15-115
Centralized Storage Facility	General Government	15-39
Common Area Furnishings	General Government	15-40
Community Safety & Mobility	Transportation	15-116
Community Services Building HVAC	Health & Safety	15-72
Courthouse Renovations	General Government	15-41
Courthouse Repairs	General Government	15-42
Courtroom Minor Renovations	General Government	15-43
Courtroom Technology	General Government	15-44
Data Wiring	General Government	15-45
Digital Radio Communications System	Health & Safety	15-73
Eastside Library	Culture & Recreation	15-22
Election Equipment	General Government	15-46
Electronic Timesheets	General Government	15-47
Elevator Generator Upgrades	General Government	15-48
Emergency Medical Services Equipment	Health & Safety	15-74
Emergency Medical Services Facility	Health & Safety	15-75
Emergency Medical Services Technology	Health & Safety	15-76
Emergency Medical Services Vehicle & Equipment Replacement	Health & Safety	15-77
File Server Maintenance	General Government	15-49
Florida Department of Transportation Permitting Fees	Transportation	15-117
Fred George Park	Culture & Recreation	15-23
Gaines Street	Transportation	15-118

Project Index

The following is an alphabetical list of each project with a detail sheet in this book. The section and the page of the corresponding detail sheets are also provided. Each section represents the service type of the projects and contains detail sheets only for projects with planned activity in FY09 to FY13.

<u>Project</u>	<u>Section</u>	<u>Page</u>
General County Maintenance and Minor Renovations	General Government	15-50
General Government New Vehicle Requests	General Government	15-51
General Vehicle & Equipment Replacement	General Government	15-52
Geographic Information Systems	General Government	15-54
Geographic Information Systems Incremental Basemap Update	General Government	15-53
Greenways and Trails Management	Culture & Recreation	15-24
Growth & Environmental Management Technology	General Government	15-55
Hopkins Crossing Park	Culture & Recreation	15-25
Household Hazardous Waste Collection Center	Solid Waste	15-85
Household Hazardous Waste Locker	Solid Waste	15-86
Intersection and Safety Improvements	Transportation	15-119
Jail Roof Replacement	Health & Safety	15-78
Killearn Acres Flood Mitigation	Stormwater	15-97
Killearn Lakes Plantation Stormwater	Stormwater	15-98
Lafayette Street Stormwater	Stormwater	15-99
Lake Jackson Library	Culture & Recreation	15-26
Lake Munson Restoration	Stormwater	15-100
Lakeview Bridge	Stormwater	15-101
Landfill Improvements	Solid Waste	15-87
Lexington Pond Retrofit	Stormwater	15-102
Local Economic Stimulus Program	General Government	15-56
Local Road Resurfacing	Transportation	15-120
Longwood Subdivision Retrofit	Stormwater	15-103
Miccosukee Park	Culture & Recreation	15-27
Miccosukee Road Complex	Transportation	15-121
Mobile Emergency Animal Shelter	Health & Safety	15-79
Natural Bridge Road Bridge	Transportation	15-122
Network Backbone Upgrade	General Government	15-57
North Monroe Turn Lane	Transportation	15-123
Okeeheepkee/Woodmont Pond	Stormwater	15-104
Open Graded Cold Mix Stabilization	Transportation	15-124
Parking Lot Maintenance	General Government	15-58
Parks Playground & Capital Maintenance	Culture & Recreation	15-28
Pedrick Road Pond Walking Trail	Culture & Recreation	15-29
Permit & Enforcement Tracking System	General Government	15-59
Private Road Maintenance - Program Start Up Cost	Transportation	15-125
Public Defender Technology	General Government	15-61
Public Safety Complex	Health & Safety	15-80
Public Works Facility Renovations	General Government	15-62
Public Works Vehicle & Equipment Replacement	Transportation	15-126

Project Index

The following is an alphabetical list of each project with a detail sheet in this book. The section and the page of the corresponding detail sheets are also provided. Each section represents the service type of the projects and contains detail sheets only for projects with planned activity in FY09 to FY13.

<u>Project</u>	<u>Section</u>	<u>Page</u>
Pullen Road at Old Bainbridge Road	Transportation	15-127
Reduction of Emissions and Energy Conservation Improvements	General Government	15-63
Rhoden Cove Wetland Restoration	Stormwater	15-105
Robert Stevens Health Clinic Maintenance	Health & Safety	15-81
Rural Waste Service Center Compaction Equipment	Solid Waste	15-88
Sheriff Heliport Building Construction	Health & Safety	15-82
Smith Creek Road Bridge	Transportation	15-128
Solid Waste Facility Heavy Equipment & Vehicle Replacement	Solid Waste	15-89
St. Marks Headwaters Greenways	Culture & Recreation	15-30
State Attorney Technology	General Government	15-64
Stormwater and Transportation Improvements	Stormwater	15-106
Stormwater Maintenance Filter Replacement	Stormwater	15-107
Stormwater Vehicle & Equipment Replacement	Stormwater	15-108
Supervisor of Elections Technology	General Government	15-65
Talpeco Road & Highway 27 North	Transportation	15-129
Timberlane Road Intersections	Transportation	15-130
Tower Road Park	Culture & Recreation	15-31
Tractor for Greenways Maintenance	Culture & Recreation	15-32
Traffic Court Building	General Government	15-66
Tram Road & Gaile Avenue	Transportation	15-131
Transfer Station Heavy Equipment Replacement	Solid Waste	15-90
Transfer Station Improvements	Solid Waste	15-91
User Computer Upgrades	General Government	15-67
Woodville Library	Culture & Recreation	15-33
Work Order Management	General Government	15-68



Summary Index

Introduction	15 - 5
Document Overview	15 - 6
Capital Improvement Program Analysis	15 - 7
Capital Projects by Managing Departments	15 - 10
FY09 Anticipated Carryforward Projects	15 - 12
Operating Budgets	15 - 14

Introduction

Capital Improvement Program

Capital infrastructure is essential to the Leon County community. Roads, bridges, stormwater systems, and public buildings help to shape the local economy by affecting the flow of goods, business location decisions, and prospects for future development. The quality of life for a Leon County resident depends on the reliability of transportation, the quality of stormwater, the efficiency of waste disposal, the accessibility of culture and recreation, and many other essential public services. High quality service levels can be achieved through the proper planning and provision of the replacement, maintenance and enhancement of the County's capital assets. In accordance with Florida Statute Chapter 125.74(d), the County Administrator is annually responsible to prepare and submit a capital budget and capital improvement program to the Board.

Capital Assets

A capital asset is a new or rehabilitated physical asset that is nonrecurring and has a useful life of more than three to five years and costs at least \$10,000.

Capital Project

A capital project is undertaken to acquire a capital asset. Examples include the construction of public buildings and improvements to major roads.

Capital Improvement Program

Leon County's capital improvement program is a multi-year program that identifies capital projects to be funded during a five year period. It specifies each capital project to be undertaken, the year it will begin, the anticipated expenses for each year and the method of financing. The capital improvement program is a resource that helps Leon County government to ensure that decisions on projects and funding are made wisely and in a well planned manner.

Annual Capital Budget

The annual capital budget represents the first year of a capital improvement program. It is the appropriation of capital spending legally adopted by the Board. The annual capital budget is adopted in conjunction with Leon County's annual operating budget and provides legal authority to proceed with specific projects.

Note:

Projects and financing sources in the capital improvement program for years other than the current budget year (commonly called "out-years" or "planned years") are not authorized until the annual budget for those years is legally adopted. The out-years serve only as a guide for future planning and are subject to further review and modification.

Capital Improvement Program Preparation

Each fiscal year, the Office of Management and Budget facilitates the preparation of a capital improvement program. Officials, administrators and staff of Leon County government all assist in this process. The preparation process includes the following:

- Assessment of Capital Needs
(Department/Division Staff)
 - Prepare an inventory
 - Evaluate whether to repair or replace facilities and/or equipment
 - Identify future needs
- Identification of Capital Projects
(Department/Division Staff)
 - Review status of current projects
 - Develop information for new projects
 - Submit project requests
- Financial Analysis
(Administration & OMB)
 - Evaluate financial conditions
 - Forecast financial trends
 - Evaluate funding options
- Evaluation & Planning of Capital Projects
(Administration & OMB)
 - Review and prioritize project requests
 - Select projects and project schedules
 - Determine project funding sources
- Adoption of Capital Improvement Program & Annual Capital Budget
(Commission, Administration & OMB)
 - Prepare and submit tentative program and budget to Commission
 - Hold public hearings
 - Revise and prepare final program and budget for adoption
- Implementation & Monitoring of Annual Capital Budget

Document Overview

The following is a brief description of the information contained in the Capital Improvement Program. A Project Index can be found in the first section of the Capital Improvement Section.

Summary

This section contains information, analysis and summaries about Leon County's capital improvement program and capital budget.

Introduction

General capital improvement program and capital budget preparation information.

Capital Improvement Program Analysis

Brief analysis of the FY10-FY14 capital improvement program.

Capital Projects By Managing Department

Summary table of all capital improvement projects organized by managing department.

FY09 Anticipated Carryforward Projects

Summary table of all capital improvement projects that are anticipated to be carryforward from Fiscal Year 2009 to Fiscal Year 2010.

Operating Budget Impacts

General description and summary table of estimated impacts capital projects are anticipated to have on the operating budget.

Capital Project Sections

Each section represents the service type of the capital projects it contains. Included in each section is an overview with a brief analysis, an index of the projects and a detail sheet for any project with planned activity in any fiscal year from FY10 to FY14. The project detail sheets each provide the following:

General Information

Includes project title, managing department, project number, service type, project status, description/justification and, if applicable, project location map.

Policy/Comprehensive Plan Information

Non-comprehensive Plan Related Projects - relevant policy, law, mandate, ordinance, master plan, initiative, etc.

Comprehensive Plan Related Projects - whether the project is in the capital improvement element of the comprehensive plan, the improvement (i.e. stormwater, parks & rec, roads, etc.), level of service standard for the improvement, current level of service, level of service upon completion of the improvement, etc.

Financial Information

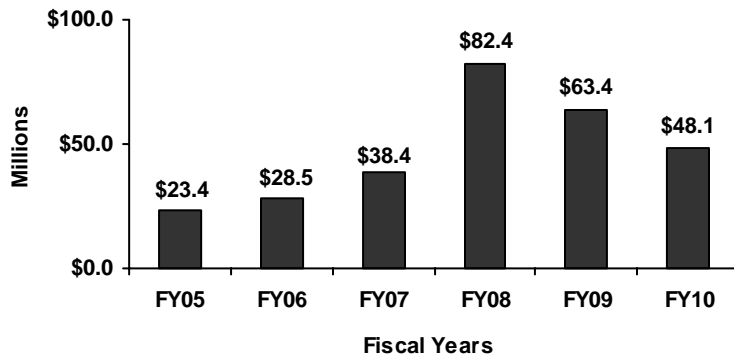
Includes funding sources, past expenditures through FY08, FY09 adjusted budget and FY09 year to date expenditures, FY10 budget, FY11 - FY14 planned budget, FY10 – FY14 total, total project cost, and estimates of any anticipated impacts on the operating budget.

Capital Improvement Program Analysis

FY10 Capital Budget

Figure 15.1 shows the capital funding for each fiscal year from FY05 through FY10. The total FY10 capital budget is **\$48,113,074 (\$20,813,980 in capital projects and \$27,299,094 in budgeted reserves)**. Including the budgeted reserves, this is a 24.1% decrease over the adopted FY09 capital budget of \$63,396,975. The decline in capital funding reflects the utilization of capital reserves set aside by the Board in FY08 to fund the long term capital needs of the County. The capital projects planned for FY10 include: funding for transportation and stormwater improvement projects, energy conservation improvements, and payment to the City of Tallahassee for improvements to Gaines Street.

Figure 15.1
FY05 – FY10 Capital Funding



Service Types

Figure 15.2 shows the service types of the projects in the FY10 capital budget. In FY10, 48.7% or \$10,130,650 of the capital budget will fund transportation related projects. Figure 15.3 shows the service types of the projects in the FY10-FY14 Capital Improvement Program. The Capital Improvement Program continues to spend the majority of funds on transportation projects. The budgeted reserves are not reflected below.

Figure 15.2
FY10 Project Service Types

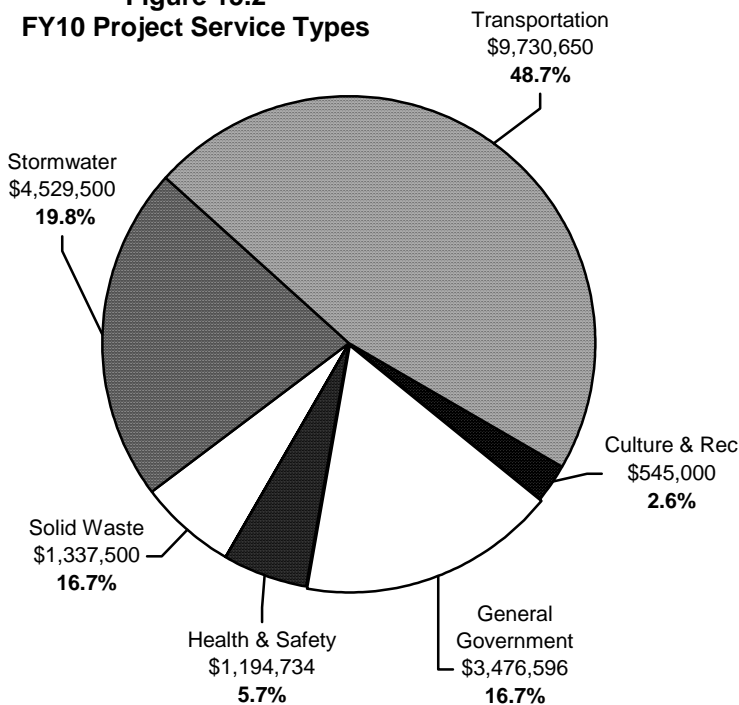
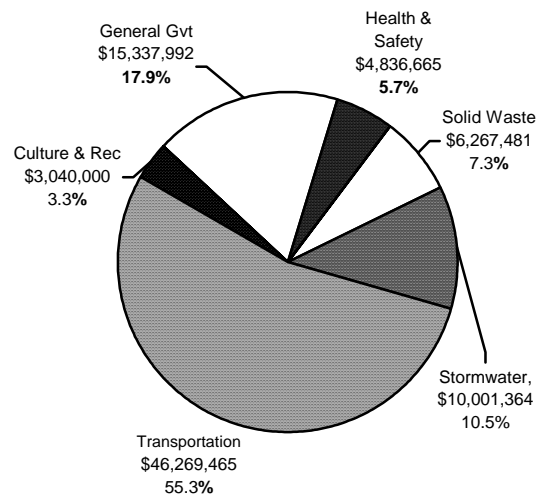


Figure 15.3
FY10 - FY14 Project Service Types



Capital Improvement Program Analysis

Project Funding Sources

Table 15.1 shows the project funding sources for the FY10 capital budget and the FY10-FY14 capital improvement program. The Capital Improvements Fund (Fund 305) is the primary source of funding for the FY10 capital budget. In FY10, the Capital Improvements Fund will receive a transfer from the General Fund in the amount of \$1,800,000. Fund 305 will fund \$6,796,291 or 32.65% of the total FY10 capital budget. In the FY10-FY14 capital improvement program, the Capital Improvements Fund (Fund 305) continues as the primary source of funding. It will fund \$27,013,345 or 31.57% of the total FY10-FY14 program. The budgeted reserves are not reflected below.

**Table 15.1
FY10- FY14 Project Funding Sources**

<u>Funding Sources</u>	<u>FY10 Budget</u>	<u>%</u>	<u>FY10 - FY14 Program</u>	<u>%</u>
Grants (125)	80,000	0.38%	400,000	0.47%
EMS MSTU (135)	519,539	2.50%	3,421,385	4.00%
Capital Improvements (305)	6,796,291	32.65%	27,013,345	31.57%
Transportation Improvement (306)	620,500	2.98%	5,141,170	6.01%
Sales Tax (308)	6,052,500	29.08%	23,864,636	27.89%
Sales Tax Ext. (309)	5,407,650	25.98%	19,444,950	22.73%
Solid Waste (401)	1,337,500	6.43%	6,267,481	7.33%
TOTAL	\$20,813,980	100%	\$85,552,967	100%

Reserves for Capital Projects

The FY10 capital budget includes a series of dedicated reserves for future projects: General Government (\$10.8 million) and Intersection/Resurfacing (\$16.5 million).

General Government: As part of the annual budget process, the County evaluates the resources necessary to support the five year capital improvement program. Depending upon the level of reserves, additional general revenue is contemplated to be transferred to the capital projects to maintain a five year funded program. This approach began during the FY08 budget process to support the funding of maintenance and essential capital projects. The goal is to provide funding to maintain the existing infrastructure of the County. By setting aside these funds, the County is able to address unforeseen required expenditures, such as the replacement of elections equipment without a significant change to the general revenue support. Through this effort, the County is able to avoid large increases/decreases in funding over the five year period. The out-year budgets reflect the capital reserves being depleted by FY14.

Intersection/Resurfacing: During the FY08 budget process, the County established this reserve account to support intersection and resurfacing projects for the next six to eight years. The funds are restricted by law to be used for transportation projects or the jail. With the decline in gas tax revenues, the need to have this resource for maintaining the existing infrastructure has become critical. The out-year budgets reflect the capital reserves being depleted by FY14.

Capital Improvement Program Analysis

New and Revised Capital Projects

Table 15.2 shows the new and revised projects for the FY10 capital budget and FY10-FY14 capital improvement program. A total of six projects in the amount of \$826,300 will be funded in FY10. For the five year period a total of \$2,246,300 is budgeted for new and revised projects.

**Table 15.2
FY10 - FY14 New and Revised Projects**

<u>New and Revised Projects</u>	<u>FY10 Budget</u>	<u>%</u>	<u>FY10 - FY14 Program</u>	<u>%</u>
Athletic Field Lighting	-	0.0%	285,000	12.7%
CARDS Stormwater Program: Start Up Costs	400,000	48.4%	1,000,000	44.5%
CARDS Transportation Program: Start Up Costs	100,000	12.1%	500,000	22.3%
General County Maintenance and Minor Renovations	15,000	1.8%	15,000	0.7%
General Government New Vehicle Requests	59,000	7.1%	59,000	2.6%
Micosukee Park	225,000	27.2%	225,000	10.0%
Public Works Facility Renovations	27,300	3.3%	27,300	1.2%
Tractor for Greenways Maintenance	-	0.0%	135,000	6.0%
Total	\$826,300	100%	\$2,246,300	100%

Management of Capital Projects

Table 15.3 shows the managing departments of the FY10 capital budget and FY10-FY14 capital improvement program. A total of 59 projects will be funded in the FY10 Capital Improvement Program. Engineering Services will manage 12 of these projects totaling \$12,223,650. The budgeted reserves and carryforward projects are not reflected below.

**Table 15.3
FY10 - FY14 Managing Departments**

<u>Managing Department</u>	<u>FY10 Number of Projects</u>	<u>FY10</u>	<u>%</u>	<u>FY10 - FY14 Program</u>	<u>%</u>
Engineering Services	12	12,223,650	58.7%	42,531,795	49.6%
Facilities Management	13	1,632,291	7.8%	3,449,376	4.0%
Fleet Management	5	2,191,039	10.5%	15,020,605	17.5%
Management Info. Services	12	1,481,000	7.1%	7,444,560	8.7%
Miscellaneous (i.e. Admin, EMS)	3	500,000	2.4%	3,551,650	4.1%
Parks & Recreation	6	545,000	2.6%	3,040,000	3.5%
Public Works - Operations	4	903,500	4.3%	4,447,500	5.2%
Solid Waste	4	1,337,500	6.4%	6,267,481	7.3%
TOTAL	59	\$20,813,980	100%	\$85,752,967	100%

**Leon County Government
Fiscal Year 2010 Budget**

Capital Projects By Managing Departments

Project	#	Life to Date	Adj Bud	FY 2010	FY 2011	FY 2012	FY 2013	FY 2014	FY10 - FY14	Project Cost
		FY 2008	FY 2009	Budget	Planned	Planned	Planned	Planned	Total	Total
Fleet Management										
EMS Vehicle & Equipment Replacement	026014	1,356,488	482,895	507,039	709,856	612,250	514,292	633,798	2,977,235	4,816,618
General Government New Vehicle Requests	026018	80,950	-	59,000	-	-	-	-	59,000	139,950
General Vehicle & Equipment Replacement	026003	1,303,796	400,558	492,000	501,336	550,000	605,000	544,500	2,692,836	4,397,190
Public Works Vehicle & Equipment Replacement	026005	4,387,976	863,430	549,500	1,031,921	1,186,710	1,068,039	950,000	4,786,170	10,037,576
Stormwater Vehicle & Equipment Replacement	026004	2,392,037	938,211	583,500	860,431	990,431	1,090,474	980,528	4,505,364	7,835,612
Fleet Management Subtotal		9,521,247	2,685,094	2,191,039	3,103,544	3,339,391	3,277,805	3,108,826	15,020,605	27,226,946
Public Works - Operations										
Arterial & Collector Roads Pavement Markings	026015	72,983	2,515	71,000	71,000	71,000	71,000	71,000	355,000	430,498
Open Graded Cold Mix Stabilization	026006	6,150,234	1,947,790	602,500	602,500	602,500	602,500	602,500	3,012,500	11,110,524
Private Road Maintenance - Program Start Up	057003	58,539	100,000	100,000	100,000	100,000	100,000	100,000	500,000	658,539
Stormwater Maintenance Filter Replacement	066026	262,638	263,212	130,000	130,000	120,000	100,000	100,000	580,000	1,105,850
Public Works - Operations Subtotal		6,544,394	2,313,517	903,500	903,500	893,500	873,500	873,500	4,447,500	13,305,411
Solid Waste										
Household Hazardous Waste Collection Center	036019	-	531,000	-	-	-	-	-	-	531,000
Household Hazardous Waste Locker	0036021	-	24,000	-	-	-	-	-	-	24,000
Landfill Improvements	036002	452,761	115,412	140,000	100,000	100,000	100,000	100,000	540,000	1,108,173
IRWSC Compaction Equipment	036027	48,890	86,000	-	-	-	-	-	-	134,890
Solid Waste Heavy Equip. & Vehicle Replacement	036003	1,120,171	354,043	350,000	342,500	661,091	827,890	900,000	3,081,481	4,555,695
Transfer Station Heavy Equipment Replacement	036010	1,008,465	149,500	435,500	150,000	410,000	451,000	487,500	1,934,000	3,091,965
Transfer Station Improvements	036023	5,498	169,503	412,000	50,000	50,000	100,000	100,000	712,000	887,001
Solid Waste Subtotal		2,635,785	1,429,458	1,337,500	642,500	1,221,091	1,478,890	1,587,500	6,267,481	10,332,724
Parks & Recreation										
Apalachee Parkway Regional Park	045001	1,333,239	485,000	-	-	-	-	-	-	1,818,239
Athletic Field Lighting	046008	303,000	-	-	160,000	125,000	-	-	285,000	588,000
Capital Cascades Greenway - Lake Henrietta	042003	189,598	485,831	-	-	-	-	-	-	675,429
Fred George Park	043007	120,697	5,586,202	-	-	-	-	-	-	5,706,899
Hopkins Crossing	042002	456	14,544	-	-	-	-	-	-	15,000
Micosukee Park	044002	423,074	-	225,000	-	-	-	-	225,000	648,074
Parks Playground & Capital Maintenance	046001	357,815	150,000	230,000	210,000	215,000	200,000	200,000	1,055,000	1,562,815
Pedrick Road Pond Walking Trail	045007	-	125,000	-	-	-	-	-	-	125,000
St Marks Headwaters Greenways	046009	210,397	116,727	90,000	125,000	125,000	150,000	150,000	740,000	900,000
Tower Road Park	043003	49,999	178,127	-	-	-	-	-	-	228,126
Tractor for Greenway Maintenance	046007	115,180	-	-	-	135,000	-	-	135,000	250,180
Parks and Recreation Subtotal		3,303,455	7,141,431	545,000	595,000	800,000	550,000	550,000	3,040,000	13,484,886
Engineering Services										
Arterial/Collector Resurfacing	056001	6,826,598	3,472,361	3,200,000	3,200,000	3,200,000	5,484,500	3,475,045	18,559,545	28,858,504
Bannerman Road	054003	334,715	2,836,525	-	-	-	-	-	-	3,171,240
Beech Ridge Trail	054010	7,851	593,830	-	-	-	-	-	-	601,681
Blue Print 2000 Water Quality Enhancements	067002	756,508	3,180,761	-	-	-	-	-	-	3,937,269
Bradfordville Pond 4 Outfall Stabilization	064005	8,347	267,842	-	-	-	-	-	-	276,183
Buck Lake Road	055001	4,509,143	2,450,199	-	-	-	-	-	-	6,959,342
CARDS Stormwater Program: Start Up Costs	066001	-	-	400,000	150,000	150,000	150,000	150,000	1,000,000	1,000,000
CARDS Transportation Program: Start Up Costs	057900	58,168	65,000	100,000	100,000	100,000	100,000	100,000	500,000	623,168
Community Safety & Mobility	056005	1,586,048	2,703,743	500,000	500,000	500,000	500,000	750,000	2,750,000	7,039,791
FL D.O.T. Permitting Fees	056007	393,252	132,876	100,000	100,000	100,000	100,000	100,000	500,000	1,026,128
Gaines Street	051005	-	3,453,258	2,907,650	2,192,000	2,147,092	-	-	7,246,742	10,700,000
Intersection and Safety Improvements	057001	2,944,827	7,102,790	750,000	750,000	1,500,000	1,500,000	750,000	5,250,000	15,297,617
Killearn Acres Flood Mitigation	064001	481,081	2,977,911	-	-	-	-	-	-	3,458,992
Killearn Lakes Plantation Stormwater	064006	65,914	634,085	-	-	-	-	-	-	699,999
Lafayette Street Stormwater	065001	65,714	2,479,285	-	-	-	-	-	-	2,544,999
Lake Munson Restoration	062001	2,491,756	345,939	-	-	-	-	-	-	2,837,695
Lakeview Bridge	062002	133,542	89,843	-	500,000	-	-	-	500,000	723,385
Lexington Pond Retrofit	063005	1,708	3,598,462	2,000,000	-	-	-	-	2,000,000	5,600,170
Local Road Resurfacing	057005	1,987,967	387,866	850,000	-	909,508	-	850,000	2,609,508	4,985,341
Longwood Subdivision Retrofit	062004	790	224,209	-	-	-	-	-	-	224,999
Natural Bridge Road Bridge	051006	13,881	652,278	-	-	-	-	-	-	675,939
Micosukee Road Complex	026002	2,222,581	2,400,120	-	-	-	-	-	-	4,622,701
North Monroe Turn Lane	053003	1,501,574	2,090,389	-	-	-	-	-	-	3,591,963
Okeehopee/Woodmont Pond	063004	1,108,348	2,196,480	-	-	-	-	-	-	3,304,828
Pullen Road at Old Bainbridge Road	053002	26,735	1,400,039	-	-	-	-	-	-	1,426,774
Rhoden Cove Wetland Restoration	063009	275,588	563,628	-	-	-	-	-	-	839,216
Stormwater and Transportation Improvements	056010	-	5,084,859	1,416,000	-	-	-	-	1,416,000	6,500,859
Talpeco Road & Highway 27 North	053005	-	400,000	-	-	-	-	-	-	400,000
Timberlane Road Intersections	054007	80,862	1,042,206	-	-	-	-	-	-	1,123,068
Tram Road & Gaile Avenue	051003	-	-	-	200,000	-	-	-	200,000	200,000
Engineering Subtotal		27,922,257	53,100,416	12,223,650	7,692,000	8,606,600	7,834,500	6,175,045	42,531,795	123,554,468

**Leon County Government
Fiscal Year 2010 Budget**

Capital Projects By Managing Departments

Project	#	Life to Date	Adj Bud	FY 2010	FY 2011	FY 2012	FY 2013	FY 2014	FY10 - FY14	Project Cost
		FY 2008	FY 2009	Budget	Planned	Planned	Planned	Planned	Total	Total
Management Information Services										
Courtroom Technology	076023	388,928	122,188	100,000	100,000	50,000	50,000	50,000	350,000	861,116
Data Wiring	076003	316,294	25,000	25,000	25,000	25,000	25,000	25,000	125,000	466,294
Electronic Timesheets	076048	121,944	66,763	-	-	-	-	-	-	172,500
Emergency Medical Services Technology	076058	19,614	12,500	12,500	12,500	12,500	12,500	12,500	62,500	94,614
File Server Maintenance	076008	93,377	397,055	250,000	250,000	250,000	250,000	250,000	1,250,000	1,740,432
Geographic Information Systems	076009	3,512,615	359,839	230,280	230,280	238,280	238,280	238,280	1,175,400	5,047,854
GIS Incremental Basemap Update	076060	797,665	330,325	258,500	258,500	258,500	258,500	258,500	1,292,500	2,420,490
GEM Management Technology	076055	154,457	66,763	-	-	-	-	-	-	221,220
Network Backbone Upgrade	076018	222,969	181,909	150,000	150,000	80,000	80,000	80,000	540,000	944,878
Permit & Enforcement Tracking System Migration	076015	-	-	69,720	257,220	257,220	70,000	70,000	724,160	724,160
Property Appraiser Technology	076045	-	230,000	-	-	-	-	-	-	230,000
Public Defender Technology	076051	83,304	40,196	30,000	30,000	30,000	30,000	30,000	150,000	273,500
State Attorney Technology	076047	41,727	65,099	30,000	30,000	30,000	30,000	30,000	150,000	256,826
Supervisor of Elections Technology	076005	90,793	25,000	25,000	25,000	25,000	25,000	25,000	125,000	240,793
User Computer Upgrades	076024	1,463,554	300,000	300,000	300,000	300,000	300,000	300,000	1,500,000	3,263,554
Work Order Management	076042	238,007	198,734	-	-	-	-	-	-	436,741
Management Information Services Subtotal		7,545,248	2,405,164	1,481,000	1,668,500	1,556,500	1,369,280	1,369,280	7,444,560	17,394,972
Facilities Management										
Accessibility Improvements	086010	1,934,865	247,904	30,000	-	-	-	-	30,000	2,212,769
Architectural & Engineering Services	086001	103,172	60,000	60,000	60,000	60,000	60,000	60,000	300,000	463,172
BOA Acquisition/Renovation	086025	18,792,651	600,619	-	-	-	-	-	-	19,393,270
Branch Library Expansion	086055	-	2,000,000	-	-	-	-	-	-	2,000,000
Centralized Storage Facility	086054	-	190,000	-	-	-	-	-	-	190,000
Common Area Furnishings	086017	208,762	48,000	33,000	33,000	33,000	33,000	33,000	165,000	421,762
Community Services Building HVAC	086026	-	25,739	164,471	-	-	-	-	164,471	190,210
Courthouse Repairs	086024	5,458,952	76,200	55,000	-	65,000	-	-	120,000	5,655,152
Courthouse Renovations	086027	7,832,209	783,707	687,608	-	-	-	-	687,608	9,303,524
Courtroom Minor Renovations	086007	81,625	165,565	50,000	50,000	50,000	50,000	50,000	350,000	597,190
Eastside Library	085001	31,831	5,466,000	-	-	-	-	-	-	5,497,831
Elevator Generator Upgrades	086037	27,142	592,880	230,621	220,000	220,000	220,000	-	890,621	1,510,643
Emergency Medical Services Facility	096008	8,275	8,273,545	-	-	-	-	-	-	8,281,820
Gen. Government Maintenance and Minor	086057	-	-	15,000	-	-	-	-	15,000	15,000
Jail Roof Replacement	086031	4,440	3,020,996	550,000	131,291	-	-	-	681,291	3,706,727
Lake Jackson Library	083001	414,283	4,466,463	-	-	-	-	-	-	4,880,746
Parking Lot Maintenance	086033	10,000	72,414	16,704	-	-	-	-	16,704	99,118
Public Safety Complex	096016	69,373	14,888,635	-	-	-	-	-	-	14,958,008
Public Works Facility Renovations	086060	-	-	27,300	-	-	-	-	27,300	27,300
Reduction of Emissions & Engery Conservation	086041	-	302,000	355,000	-	-	-	-	355,000	657,000
Robert Stevens Health Clinic Maintenance	086056	3,074	186,926	45,195	288,794	-	-	-	333,989	523,989
Sheriff Heliport Building Construction	086042	47,552	622,075	-	-	-	-	-	-	669,627
Traffic Court Building	086003	-	3,500,000	-	-	-	-	-	-	3,500,000
Woodville Library	081004	-	781,000	-	-	-	-	-	-	781,000
Facilities Management Subtotal		35,028,206	46,370,668	2,319,899	783,085	428,000	463,000	143,000	4,136,984	85,535,858
Miscellaneous										
Additional Ambulance & Equipment	096013	166,263	157,000	-	-	182,000	-	199,650	381,650	704,913
Digital Radio Communications System	096018	2,482,212	6,704,637	-	-	-	-	-	-	9,186,849
Election Equipment	096015	850,527	907,473	420,000	1,750,000	300,000	300,000	-	2,770,000	4,528,000
Emergency Medical Services Equipment	096010	205,584	132,320	80,000	80,000	80,000	80,000	80,000	400,000	737,904
Local Economic Stimulus Program	096019	-	3,500,000	-	-	-	-	-	-	3,500,000
Mobile Emergency Animal Shelter	096020	-	40,000	-	-	-	-	-	-	40,000
Miscellaneous Subtotal		3,704,586	11,441,430	500,000	1,830,000	562,000	380,000	279,650	3,551,650	18,697,666
Total Capital Improvement Program		96,205,178	126,887,178	21,501,588	17,218,129	17,407,082	16,226,975	14,086,801	86,440,575	309,532,931

The Capital Improvement projects highlighted are fully funded in FY09. It is anticipated that these projects will be carryforward into the next fiscal year. These projects are listed under FY09 Anticipated Carryforward Projects. These projects are not included in the Management of Capital Projects Table 15.3.

**Leon County Government
FY 2010/FY 2014 Capital Improvement Program**

FY09 Anticipated Carryforward Projects

Table 15.4 is a schedule of the anticipated FY09 carryforward projects. All projects are fully funded. It is anticipated that the funding for these projects will be carryforward from Fiscal Year 2009 into Fiscal Year 2010.

**Table 15.4
FY09 Anticipated Carryforward Projects**

Project Title	Life to Date 2008	FY09 Adjusted Budget	FY09 YTD Activity
Culture & Recreation			
045001 Apalachee Parkway Regional Park	1,333,239	485,000	83,075
086055 Branch Library Expansion	-	2,000,000	-
042003 Capital Cascades Greenway - Lake Henrietta	189,598	485,831	154,431
085001 Eastside Library	31,831	5,466,000	113,474
043007 Fred George Park	120,697	5,586,202	1,259,989
042002 Hopkins Crossing	456	14,544	-
083001 Lake Jackson Library	414,283	4,466,463	23,512
045007 Pedrick Road Pond Walking Trail	-	125,000	-
043003 Tower Road Park	49,999	178,127	106,231
081004 Woodville Library	-	781,000	50,684
<i>Subtotal</i>	<i>2,140,103</i>	<i>19,588,167</i>	<i>1,791,396</i>
General Government			
086025 BOA Acquisition/Renovation	18,792,651	600,619	45,785
086054 Centralized Storage Facility	-	190,000	156,569
086027 Courthouse Renovations	7,832,209	783,707	693,995
076048 Electronic Timesheets	121,944	50,556	-
076055 Growth & Environmental Management Technology	154,457	66,763	-
096019 Local Economic Stimulus Program	-	3,500,000	-
076045 Property Appraiser Technology	-	230,000	-
086003 Traffic Court Building	-	3,500,000	133,770
076042 Work Order Management	238,007	198,734	60,443
<i>Subtotal</i>	<i>27,139,268</i>	<i>9,120,379</i>	<i>1,090,562</i>
Health & Safety			
096018 Digital Radio Communications System	2,482,212	6,704,637	4,782,994
096008 Emergency Medical Services Facility	8,275	8,273,545	-
096020 Mobile Emergency Animal Shelter	-	40,000	2,669
096016 Public Safety Complex	69,373	14,888,635	456,160
086042 Sheriff Heliport Building Construction	47,552	622,075	101,286
<i>Subtotal</i>	<i>2,607,412</i>	<i>30,528,892</i>	<i>5,343,109</i>
Solid Waste			
036019 Household Hazardous Waste Collection Center	-	531,000	-
036021 Household Hazardous Waste Locker	-	24,000	-
036027 RWSC Compaction Equipment	48,890	86,000	-
<i>Subtotal</i>	<i>48,890</i>	<i>110,000</i>	<i>-</i>
Stormwater			
067002 Blue Print 2000 Water Quality Enhancements	756,508	3,180,761	132,483
064005 Bradfordville Pond 4 Outfall Stabilization	8,342	267,842	28,947
064001 Killlearn Acres Flood Mitigation	481,081	2,977,911	705,697
064006 Killlearn Lakes Plantation Stormwater	65,914	634,085	203,602
065001 Lafayette Street Stormwater	65,714	2,479,285	86,270
062001 Lake Munson Restoration	2,491,756	345,939	7,829
062004 Longwood Subdivision Retrofit	790	224,209	89
063004 Okeeheepkee/Woodmont Pond	1,108,348	2,196,480	146,455
063009 Rhoden Cove Wetland Restoration	275,588	563,628	184
<i>Subtotal</i>	<i>5,254,041</i>	<i>12,870,140</i>	<i>1,311,556</i>

**Leon County Government
FY 2010/FY 2014 Capital Improvement Program**

FY09 Anticipated Carryforward Projects

Project Title	Life to Date 2008	FY09 Adjusted Budget	FY09 YTD Activity
Transportation			
054003 Bannerman Road	334,715	2,836,525	238,004
054010 Beech Ridge Trail	7,851	593,830	3,749
055001 Buck Lake Road	4,509,143	4,450,199	74,405
026002 Miccosukee Road Complex	2,222,581	2,400,120	848,845
051006 Natural Bridge Road Bridge	13,661	662,278	1,048
053003 North Monroe Turn Lane	1,501,574	2,090,389	8,852
053002 Pullen Road at Old Bainbridge Road	26,735	1,400,039	99,927
052002 Smith Creek Road Bridge	53,567	249,050	127,018
053005 Talpeco Road & Highway 27 North	-	400,000	19,862
054007 Timberlane Road Intersections	80,862	1,042,206	476,237
<i>Subtotal</i>	<i>8,750,689</i>	<i>16,124,636</i>	<i>1,897,947</i>
Grand Total	\$45,940,403	\$88,342,214	\$11,434,570

Operating Budget Impact

The following is a general description of some of the impacts that different types of projects can have on the operating budget.

Facilities

The construction or acquisition of a new facility increases the square footage that the County is required to maintain. This increase results in additional expenses including utilities, maintenance and custodial contracts, and repairs. New community centers and libraries are typically service enhancements and also require additional staffing, operating supplies, library materials and machinery and equipment. A new facility may also involve the cancellation of a lease on an existing facility to help offset the increased costs.

Renovations or upgrades to an existing facility are often completed in order to improve efficiency and avoid total replacement. An increase in efficiency often results in a reallocation of staff time and a decrease in costs such as maintenance, utilities and repairs.

Parks/Greenways & Trails

The development of a new park or greenway and trail space increases the acreage that the County is required to maintain. This increase results in additional expenses including maintenance staff, maintenance vehicles and equipment, operating supplies and utilities.

Roadways

The improvement of roadways generally requires ongoing maintenance costs such as pothole patching, lane and crosswalk re-striping, sign and traffic signal replacement, and roadside right-of-way mowing and maintenance.

Technology

The implementation of new technology often requires an increase for maintenance contracts once the warranty period has expired. Upgrades to existing technology do not usually have any additional costs. The upgrades can result in a decrease in maintenance costs and a reallocation of staff time due to the increased efficiency.

Vehicles/Equipment

The purchase of a new vehicle or piece of equipment results in additional expenses including vehicle coverage, preventative maintenance, fuel and oil, and operating supplies. The purchase of a new vehicle or piece of equipment may also require additional staffing for operation. Replacement vehicles or equipment do not usually impact the operating budget.

Stormwater

The improvements of existing stormwater ponds or drainage systems and construction of new ponds or drainage systems are often completed to correct a deficiency. These corrections typically result in decreases in maintenance and repair costs.

Operating Budget Impacts

Table 15.5 outlines the estimated impacts that some projects may have on the operating budget. Impacts are shown in the fiscal year in which they are anticipated to begin and the out years that will be affected by additional operating costs. The impacts shown in this table are only estimates. These impact estimates are subject to change.

Table 15.5 – Operating Budget Impacts by Project

<u>Project</u>	<u>#</u>	<u>FY 2010 Estimated</u>	<u>FY 2011 Estimated</u>	<u>FY 2012 Estimated</u>	<u>FY 2013 Estimated</u>	<u>FY 2014 Estimated</u>
Additional Ambulance & Equipment	036019	-	-	96,370	96,370	192,740
Arterial & Collector Roads Pavement Markings	026015	(58,000)	(58,000)	(58,000)	(58,000)	(58,000)
Athletic Field Lighting	046008	-	5,000	15,000	15,000	15,000
Branch Library Expansion	086055	-	75,600	75,600	75,600	75,600
Capital Cascades Greenway - Lake Henrietta	042003	50,000	50,000	50,000	50,000	50,000
Centralized Storage Facility	086054	33,000	33,000	33,000	33,000	33,000
Digital Radio Communications System	096013	-	668,000	668,000	668,000	668,000
Eastside Library	085001	-	-	227,000	227,000	227,000
Elevator Generator Upgrades	086037	(20,000)	(20,000)	(20,000)	(20,000)	(20,000)
Energy Conservation Improvements	086041	89,300	30,600	27,600	27,600	27,600
Fred George	043007	36,000	36,000	36,000	36,000	36,000
General Government New Vehicle Requests	026018	6,879	6,879	6,879	6,879	6,879
Greenways and Trails Management	046009	-	15,000	-	15,000	-
Household Hazardous Waste Collection Center	036027	2,400	2,400	2,400	2,400	2,400
Lake Jackson Library	083001	-	103,000	103,000	103,000	103,000
Micosukee Park	044002	-	25,942	25,942	25,942	25,942
Pedrick Road Pond Walking Trail	045007	500	500	500	500	500
Resource Recovery Area	086056	-	(15,600)	(15,600)	(15,600)	(15,600)
Rural Waste Service Center Compaction Equipment	036021	2,300	2,300	2,300	2,300	2,300
St. Marks Headwaters Greenways	047001	-	-	138,347	138,347	138,347
Tractor for Greenways Maintenance	046007	-	-	15,900	15,900	15,900
Woodville Library	081004	-	60,000	60,000	60,000	60,000
Total Estimated Operating Budget Impacts		\$142,379	\$1,020,621	\$1,490,238	\$1,505,238	\$1,586,608

Table 15.6 outlines the estimated operating budget impacts by Department. Impacts are shown in the fiscal year in which they are anticipated to begin and the out years that will be affected by additional operating costs. The impacts shown in this table are only estimates. These impact estimates are subject to change.

Table 15.6 – Operating Budget Impacts by Department

<u>Department</u>	<u>FY 2010 Estimated</u>	<u>FY 2011 Estimated</u>	<u>FY 2012 Estimated</u>	<u>FY 2013 Estimated</u>	<u>FY 2014 Estimated</u>
Emergency Medical Services	-	-	96,370	96,370	192,740
Facilities Management	19,879	88,479	88,479	88,479	88,479
Library Services	-	170,000	397,000	397,000	397,000
Office of Sustainability	89,300	30,600	27,600	27,600	27,600
Parks & Recreation	86,500	132,442	281,689	296,689	281,689
Public Works – Operations	(58,000)	(58,000)	(58,000)	(58,000)	(58,000)
Solid Waste Management	4,700	(10,900)	(10,900)	(10,900)	(10,900)
Radio Communications System	-	668,000	668,000	668,000	668,000
Total Estimated Operating Budget Impacts	\$142,379	\$1,020,621	\$1,490,238	\$1,505,238	\$1,586,608

Culture & Recreation Overview

The culture and recreation section contains capital improvement projects designed to facilitate the provision, maintenance, and operation of culture and recreation facilities and activities. Major culture and recreation capital projects funded in FY10 include: Greenways & Trails Management, Miccosukee Park, and Playground and Capital Maintenance.

Managing Departments:

Table 15.7 shows that Parks & Recreation will manage the majority of the FY10 culture and recreation capital improvement projects for a total of six projects. However, Parks and Recreation will manage 100% of the total culture and recreation budget for FY10 and five projects.

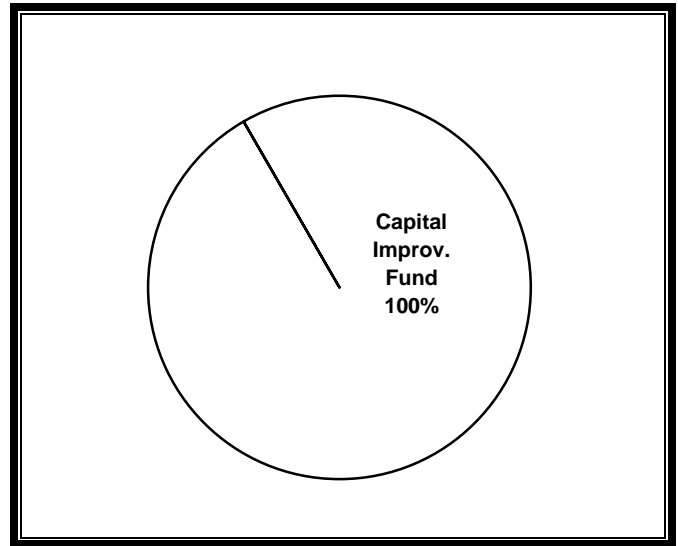
Funding Sources:

Figure 15.4 shows that 100% (\$545,000) of culture and recreation projects are funded in FY10 by the Capital Improvements Fund (Fund 305).

Table 15.7
FY10 Culture & Recreation Projects by Managing Department

<u>Managing Department</u>	<u># of Projects</u>	<u>FY10 Budget</u>
Parks and Recreation	3	\$545,000
Total	3	\$545,000

Figure 15.4
FY10 Culture & Recreation Projects by Funding Source



Operating Budget Impacts:

Table 15.8 shows the estimated impacts that some Culture and Recreation projects may have on the operating budget. Impacts are shown in the fiscal year which they are anticipated to begin and the out years affected by additional operating costs. These impacts are only estimates and are subject to change.

Table 15.8
FY10 Culture & Recreation Operating Budget Impacts

<u>Project</u>	<u>Project #</u>	<u>FY10 Estimate</u>	<u>FY11 Estimate</u>	<u>FY12 Estimate</u>	<u>FY13 Estimate</u>	<u>FY14 Estimate</u>
Athletic Field Lighting	046008	-	\$5,000	\$15,000	\$15,000	\$15,000
Branch Library Expansion	086055	-	\$75,600	\$75,600	\$75,600	\$75,600
Capital Cascades Greenway - Lake Henrietta	042003	\$50,000	\$50,000	\$50,000	\$50,000	\$50,000
Eastside Library	085001	-	-	\$227,000	\$227,000	\$227,000
Fred George	043007	\$36,000	\$36,000	\$36,000	\$36,000	\$36,000
Greenways and Trails Management	046009	-	\$15,000	-	\$15,000	-
Lake Jackson Library	083001	-	\$103,000	\$103,000	\$103,000	\$103,000
Miccosukee Park	044002	-	\$25,942	\$25,942	\$25,942	\$25,942
Pedrick Road Pond Walking Trail	045007	\$500	\$500	\$500	\$500	\$500
St. Marks Headwaters Greenways	047001	-	-	\$138,347	\$138,347	\$138,347
Tractor of Greenways Maintenance	046007	-	-	\$15,900	\$15,900	\$15,900
Woodville Library	081004	-	\$60,000	\$60,000	\$60,000	\$60,000
Total		\$86,500	\$371,042	\$747,289	\$762,289	\$747,289

Leon County Government
FY 2010/FY 2014 Capital Improvement Program

Culture & Recreation Index

Page	Project	#	Life to Date FY 2008	Adj Bud FY 2009	FY 2010 Budget	FY10 - FY14 Total	Project Total
15-18	Apalachee Parkway Regional Park	045001	1,333,239	485,000	-	-	1,818,239
15-19	Athletic Field Lighting	046008	303,000	-	-	285,000	588,000
15-20	Branch Library Expansion*	086055	-	2,875,000	-	-	2,875,000
15-21	Capital Cascades Greenway - Lake Henrietta	042003	189,598	485,831	-	-	675,429
15-22	Eastside Library*	085001	31,831	5,466,000	-	-	5,497,831
15-23	Fred George Park	043007	120,697	5,586,202	-	-	5,706,899
15-24	Greenways and Trails Management	046009	210,397	116,727	90,000	640,000	967,124
15-25	Hopkins Crossing	042002	456	14,544	-	-	15,000
15-26	Lake Jackson Library*	083001	414,283	4,466,463	-	-	4,880,746
15-27	Miccosukee Park	044002	423,074	-	225,000	225,000	648,074
15-28	Parks Playground & Capital Maintenance	046001	357,815	150,000	230,000	1,055,000	1,562,815
15-29	Pedrick Road Pond Walking Trail	045007	-	125,000	-	-	125,000
15-30	St. Marks Headwaters Greenways	047001	200,000	-	-	700,000	900,000
15-31	Tower Road Park	043003	49,999	178,127	-	-	228,126
15-32	Tractor for Greenways Maintenance	046007	115,180	-	-	135,000	250,180
15-33	Woodville Library*	081004	-	781,000	-	-	781,000
Culture and Recreation Total:			\$3,794,569	\$19,854,894	\$545,000	\$3,040,000	\$25,164,954

The Capital Improvement projects highlighted are fully funded in FY09. It is anticipated that these projects will be carryforward into the next fiscal year.

*Note: These projects were approved by the Board on June 9, 2009 as part of a Local Economic Stimulus Package.

Leon County Government
FY 2010/FY 2014 Capital Improvement Program

Apalachee Parkway Regional Park

Dept/Div:	Parks & Recreation	Comp Plan CIE Project:	N/A
Project #:	045001	Capital Improvement:	N/A
Service Type:	Culture & Recreation	Level of Service Standard:	N/A
Status:	Existing Project - FY09 Carryforward	Current Level of Service:	N/A

Project Description/Justification

This project is for the installment of restrooms at the Apalachee Parkway Regional Park.

Financial Summary

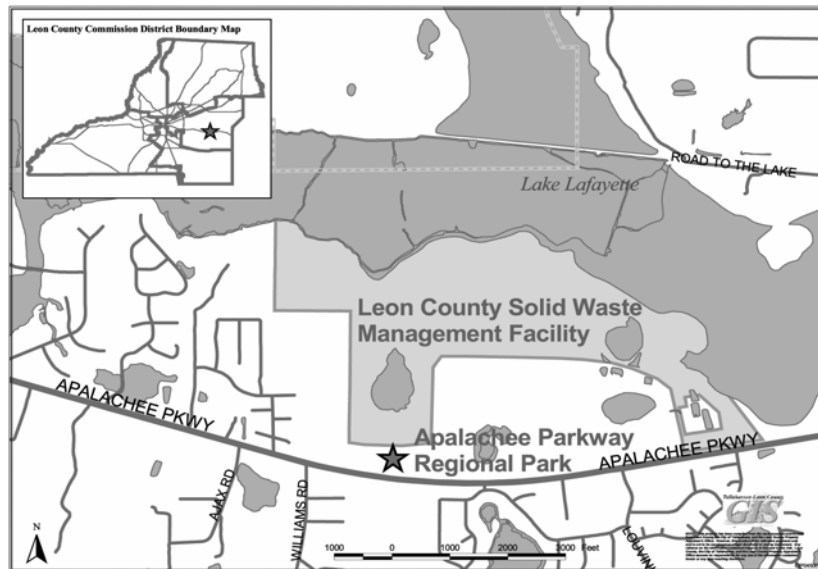
<u>Funding Source</u>	<u>Life To Date FY 2008</u>	<u>Adjusted Budget FY 2009</u>	<u>Year To Date FY 2009</u>	<u>FY 2010 Budget</u>	<u>FY 2011 Planned</u>	<u>FY 2012 Planned</u>	<u>FY 2013 Planned</u>	<u>FY 2014 Planned</u>	<u>5 Year Total</u>	<u>Total Project Cost</u>
305 Capital Improvements	0	485,000	83,075	0	0	0	0	0	0	485,000
309 Sales Tax - Extension	839,751	0	0	0	0	0	0	0	0	839,751
401 Solid Waste	493,488	0	0	0	0	0	0	0	0	493,488
	<u>1,333,239</u>	<u>485,000</u>	<u>83,075</u>	<u>0</u>	<u>0</u>	<u>0</u>	<u>0</u>	<u>0</u>	<u>0</u>	<u>1,818,239</u>

Policy/Comprehensive Plan Information

Parks & Recreation Master Plan (1997)
 Parks & Recreation Element of the Comprehensive Plan, Policy 1.1.3, 1.2.1 and 1.2.5

Operating Budget Impact

N/A



**Leon County Government
FY 2010/FY 2014 Capital Improvement Program**

Athletic Field Lighting

Dept/Div:	Parks & Recreation	Comp Plan CIE Project:	N/A
Project #:	046008	Capital Improvement:	N/A
Service Type:	Culture & Recreation	Level of Service Standard:	N/A
Status:	Existing Project - Revised	Current Level of Service:	N/A

Project Description/Justification

This project is for the lighting of athletic fields at J. Lewis Hall, Sr. (Woodville) Park. This project will light three additional fields at this location. The lighting of the fields allows additional time to complete an evening game or practice during the weekdays. These are the last three fields in the County without lights. The new lights will be the new musco green lights which use less energy and meet the goals of the County's Climate Action Program.

Financial Summary

Funding Source	Life To Date FY 2008	Adjusted Budget FY 2009	Year To Date FY 2009	FY 2010 Budget	FY 2011 Planned	FY 2012 Planned	FY 2013 Planned	FY 2014 Planned	5 Year Total	Total Project Cost
305 Capital Improvements	303,000	0	0	0	160,000	125,000	0	0	285,000	588,000
	<u>303,000</u>	<u>0</u>	<u>0</u>	<u>0</u>	<u>160,000</u>	<u>125,000</u>	<u>0</u>	<u>0</u>	<u>285,000</u>	<u>588,000</u>

Policy/Comprehensive Plan Information

Parks & Recreation Master Plan (1997)
Parks & Recreation Element of the Comprehensive Plan, Policy 1.1.3

Operating Budget Impact

This project will have annual impacts on the Parks & Recreation operating budget once a field has lights. The following are the estimated impacts:

FY2011
\$5,000 per field for costs such as utilities, repairs/maintenance, etc.

FY2012
\$5,000 per field for costs such as utilities, repairs/maintenance, etc.

Leon County Government
FY 2010/FY 2014 Capital Improvement Program

Branch Library Expansion

Dept/Div: Facilities Management	Comp Plan CIE Project: N/A
Project #: 086055	Capital Improvement: N/A
Service Type: Culture & Recreation	Level of Service Standard: N/A
Status: Existing Project - FY09 Carryforward	Current Level of Service: N/A

Project Description/Justification

This project is for the expansion of two branch libraries: Northeast Library and BL Perry Library.

Financial Summary

Funding Source	Life To Date FY 2008	Adjusted Budget FY 2009	Year To Date FY 2009	FY 2010 Budget	FY 2011 Planned	FY 2012 Planned	FY 2013 Planned	FY 2014 Planned	5 Year Total	Total Project Cost
305 Capital Improvements	0	2,875,000	0	0	0	0	0	0	0	2,875,000
	<u>0</u>	<u>2,875,000</u>	<u>0</u>	<u>0</u>	<u>0</u>	<u>0</u>	<u>0</u>	<u>0</u>	<u>0</u>	<u>2,875,000</u>

Policy/Comprehensive Plan Information

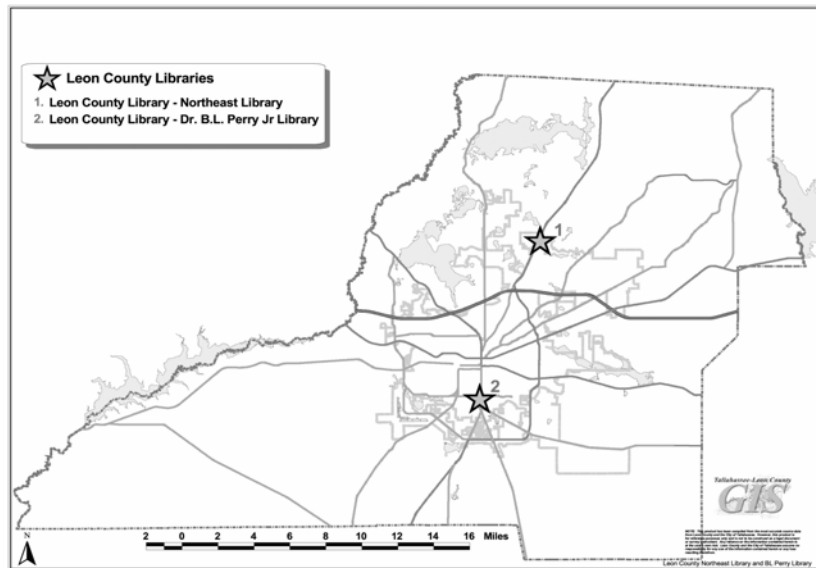
Leon County Code, Appendix C - Special Acts, Chapter 10 - Library
 Florida Statutes, Chapter 257 - Public Libraries and State Archives
 Florida Administrative Code, Chapter 1B-2 - State Aid to Libraries Grant Program

Operating Budget Impact

This project will have annual impacts on the Library Services and Facilities Management operating budgets once the libraries have been expanded. The following are the estimated impacts to the operating budgets:

FY11 - Northeast Library Expansion
 \$5,000 for Library Services costs such as operating supplies and library materials.
 \$34,300 for Facilities Management costs such as maintenance, contracts, and repairs.

FY11 - BL Perry Library Expansion
 \$2,000 for Library Services costs such as operating supplies and library materials.
 \$34,300 for Facilities Management costs such as maintenance, contracts, and repairs.



Leon County Government
FY 2010/FY 2014 Capital Improvement Program

Capital Cascades Greenway - Lake Henrietta

Dept/Div:	Parks & Recreation	Comp Plan CIE Project:	N/A
Project #:	042003	Capital Improvement:	N/A
Service Type:	Culture & Recreation	Level of Service Standard:	N/A
Status:	Existing Project - FY09 Carryforward	Current Level of Service:	N/A

Project Description/Justification

This project is for the development of a public trail and greenway system along the Lake Henrietta/Lake Munson portion of the master planned Capital Cascades Greenway. The planned improvements include a trail from Ridge Road and a connection of Silver Lake Park to the Lake Henrietta Trail.

Financial Summary

Funding Source	Life To Date FY 2008	Adjusted Budget FY 2009	Year To Date FY 2009	FY 2010 Budget	FY 2011 Planned	FY 2012 Planned	FY 2013 Planned	FY 2014 Planned	5 Year Total	Total Project Cost
125 Grants	180,000	20,000	20,000	0	0	0	0	0	0	200,000
305 Capital Improvements	9,598	0	0	0	0	0	0	0	0	9,598
309 Sales Tax - Extension	0	465,831	134,431	0	0	0	0	0	0	465,831
	<u>189,598</u>	<u>485,831</u>	<u>154,431</u>	<u>0</u>	<u>0</u>	<u>0</u>	<u>0</u>	<u>0</u>	<u>0</u>	<u>675,429</u>

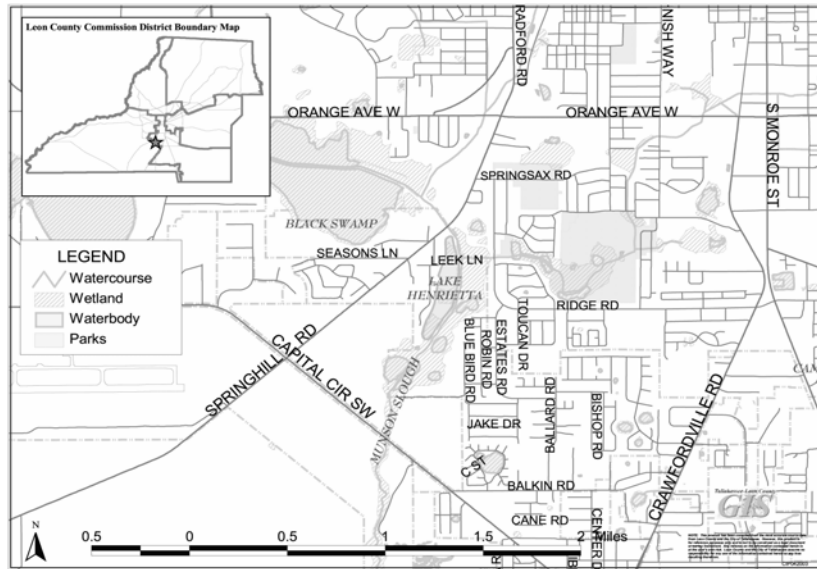
Policy/Comprehensive Plan Information

Lake Henrietta Master Plan
 Parks & Recreation Element of the Comprehensive Plan, Policy 1.1.3 and 1.1.4 and Objective 1.2

Operating Budget Impact

This project will have annual impacts on the Parks & Recreation operating budget. The following are the estimated impacts anticipated to begin in FY10:

\$50,000 for costs associated with maintaining additional greenways



**Leon County Government
FY 2010/FY 2014 Capital Improvement Program**

Eastside Library

Dept/Div:	Facilities Management	Comp Plan CIE Project:	N/A
Project #:	085001	Capital Improvement:	N/A
Service Type:	Culture & Recreation	Level of Service Standard:	N/A
Status:	Existing Project - FY09 Carryforward	Current Level of Service:	N/A

Project Description/Justification

This project is for the construction of a branch library in the District 5 region of the County. The library will be located near Pedrick Pond off of Mahan. This will be a standalone branch and will replace the existing storefront location. Funds for furnishings and books have been included in the amount of \$450,000. The County will apply for a State grant to help offset the costs for construction of the Eastside Library. The project will be done consistent with the Climate Action Plan and will be Leadership in Energy and Environmental Design (LEED) certified.

Financial Summary

Funding Source	Life To Date FY 2008	Adjusted Budget FY 2009	Year To Date FY 2009	FY 2010 Budget	FY 2011 Planned	FY 2012 Planned	FY 2013 Planned	FY 2014 Planned	5 Year Total	Total Project Cost
305 Capital Improvements	31,831	5,466,000	113,474	0	0	0	0	0	0	5,497,831
	<u>31,831</u>	<u>5,466,000</u>	<u>113,474</u>	<u>0</u>	<u>0</u>	<u>0</u>	<u>0</u>	<u>0</u>	<u>0</u>	<u>5,497,831</u>

Policy/Comprehensive Plan Information

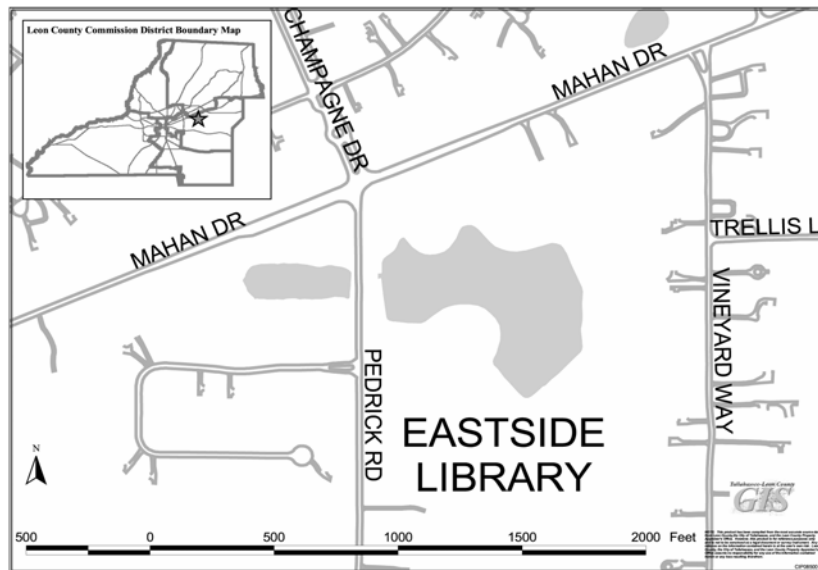
Leon County Code, Appendix C - Special Acts, Chapter 10 - Library
 Florida Statutes, Chapter 257 - Public Libraries and State Archives
 Florida Administrative Code, Chapter 1B-2 - State Aid to Libraries Grant Program

Operating Budget Impact

This project will have annual impacts on the Library Services and Facilities Management operating budgets once the library is in operation. The following are the estimated impacts anticipated to begin in FY12:

\$227,000 for Library Services costs such as library materials as well as costs for maintenance, contracts, and repairs.

This project will also have an estimated annual decrease of \$33,000 in the Facilities Management operating budget for the cancellation of the lease of the current storefront location.



Leon County Government
FY 2010/FY 2014 Capital Improvement Program

Fred George Park

Dept/Div:	Parks & Recreation	Comp Plan CIE Project:	N/A
Project #:	043007	Capital Improvement:	N/A
Service Type:	Culture & Recreation	Level of Service Standard:	N/A
Status:	Existing Project - FY09 Carryforward	Current Level of Service:	N/A

Project Description/Justification

This project is for the acquisition of the Fred George Sink for the construction of the Fred George Park. Upon the acquisition of this parcel, the design and construction of a future park site will be proposed. The County has received a Florida Forever grant from the State and matching funds from Blueprint 2000 to fund this project.

Financial Summary

Funding Source	Life To Date FY 2008	Adjusted Budget FY 2009	Year To Date FY 2009	FY 2010 Budget	FY 2011 Planned	FY 2012 Planned	FY 2013 Planned	FY 2014 Planned	5 Year Total	Total Project Cost
125 Grants	120,697	5,586,202	1,259,989	0	0	0	0	0	0	5,706,899
	<u>120,697</u>	<u>5,586,202</u>	<u>1,259,989</u>	<u>0</u>	<u>0</u>	<u>0</u>	<u>0</u>	<u>0</u>	<u>0</u>	<u>5,706,899</u>

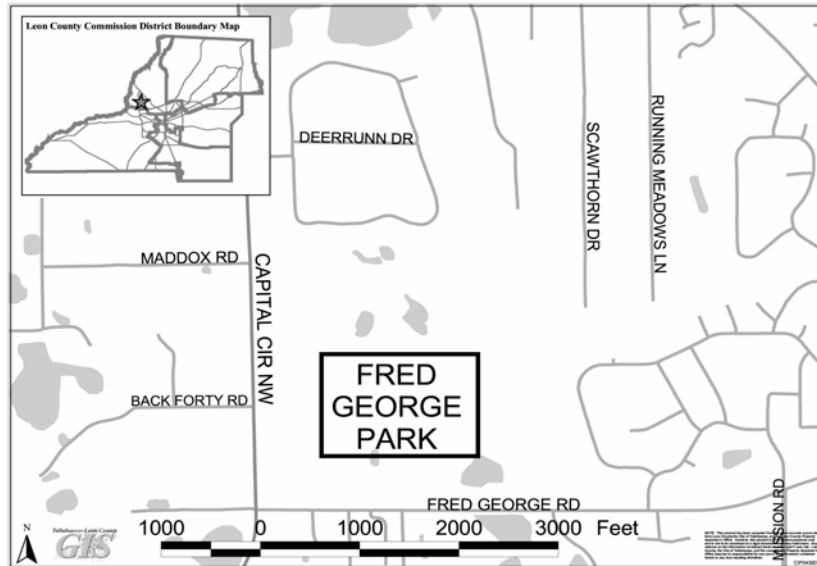
Policy/Comprehensive Plan Information

Parks & Recreation Element of the Comprehensive Plan, Policy 1.1.3; 1.2.1 and 1.2.5

Operating Budget Impact

This project will have annual impacts on the Parks & Recreation operating budget once the park has been developed. The following are the estimated impacts anticipated to begin in FY10:

\$36,000 for costs associated with maintaining additional park space. Once this park is developed, the cost of maintaining this park will be determined on what is developed.



**Leon County Government
FY 2010/FY 2014 Capital Improvement Program**

Greenways and Trails Management

Dept/Div:	Parks & Recreation	Comp Plan CIE Project:	N/A
Project #:	046009	Capital Improvement:	N/A
Service Type:	Culture & Recreation	Level of Service Standard:	N/A
Status:	Existing Project	Current Level of Service:	N/A

Project Description/Justification

This project is for the enhancement and management, including but not limited to property security and parking, in the following parks: J.R. Alford Greenway, Miccosukee Greenways, and St. Mark's Headwaters. Enhancements will include boardwalks, observation piers, and ecosystem improvements. The County will apply for State and Federal grants to help offset the costs.

Financial Summary

Funding Source	Life To Date FY 2008	Adjusted Budget FY 2009	Year To Date FY 2009	FY 2010 Budget	FY 2011 Planned	FY 2012 Planned	FY 2013 Planned	FY 2014 Planned	5 Year Total	Total Project Cost
125 Grants	95,397	6,727	4,897	0	0	0	0	0	0	102,124
305 Capital Improvements	115,000	110,000	109,127	90,000	125,000	125,000	150,000	150,000	640,000	865,000
	<u>210,397</u>	<u>116,727</u>	<u>114,024</u>	<u>90,000</u>	<u>125,000</u>	<u>125,000</u>	<u>150,000</u>	<u>150,000</u>	<u>640,000</u>	<u>967,124</u>

Policy/Comprehensive Plan Information

Lease Agreement between Leon County and the Office of Greenway and Trails
 J.R. Alford Greenway Management Plan
 Miccosukee Canopy Road Greenway Management Plan
 Florida Community Trust Management Plan #01-152-FF1
 Parks & Recreation Element of the Comprehensive Plan, Policy 1.1.3 and 1.1.4

Operating Budget Impact

This project will have annual impacts on the Parks & Recreation operating budget once the enhancements are complete. The following are the estimated impacts anticipated every two years:

\$15,000 for road supplies.

**Leon County Government
FY 2010/FY 2014 Capital Improvement Program**

Hopkins Crossing Park

Dept/Div:	Parks & Recreation	Comp Plan CIE Project:	N/A
Project #:	042002	Capital Improvement:	N/A
Service Type:	Culture & Recreation	Level of Service Standard:	N/A
Status:	Existing Project - FY09 Carryforward	Current Level of Service:	N/A

Project Description/Justification

This project is for the construction of trails and visitor benches at the Hopkins Crossing Park. Hopkins Crossing Park was acquired through the development agreement for the Hopkins Crossing property. The project site is currently inaccessible to the public. Actual construction of these park and recreational facilities is scheduled to take place in two to three years. Funding for this project is a donation requirement from the developer for this specific tract.

Financial Summary

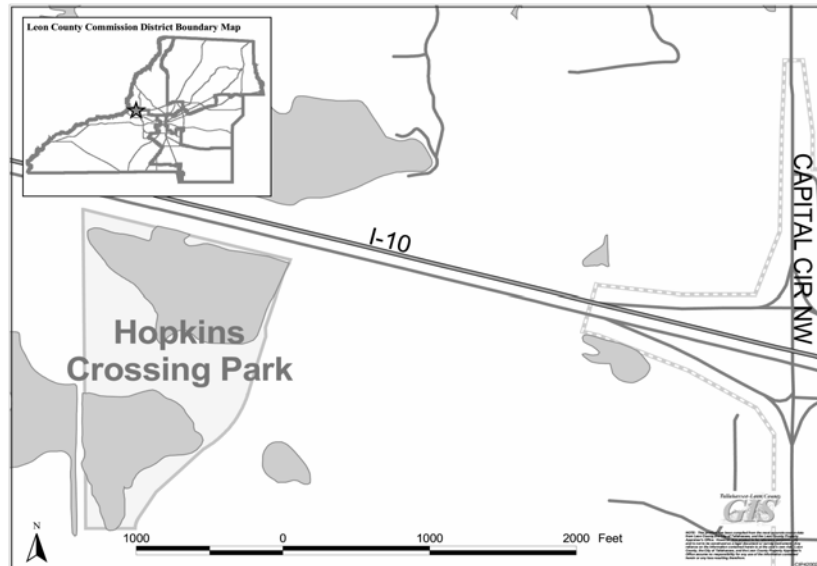
Funding Source	Life To Date FY 2008	Adjusted Budget FY 2009	Year To Date FY 2009	FY 2010 Budget	FY 2011 Planned	FY 2012 Planned	FY 2013 Planned	FY 2014 Planned	5 Year Total	Total Project Cost
305 Capital Improvements	456	14,544	0	0	0	0	0	0	0	15,000
	456	14,544	0	0	0	0	0	0	0	15,000

Policy/Comprehensive Plan Information

Parks & Recreation Element of the Comprehensive Plan, Policy 1.3.3

Operating Budget Impact

N/A



**Leon County Government
FY 2010/FY 2014 Capital Improvement Program**

Lake Jackson Library

Dept/Div:	Facilities Management	Comp Plan CIE Project:	N/A
Project #:	083001	Capital Improvement:	N/A
Service Type:	Culture & Recreation	Level of Service Standard:	N/A
Status:	Existing Project - FY09 Carryforward	Current Level of Service:	N/A

Project Description/Justification

This project is for the renovation and expansion of a branch library in the Lake Jackson community. During the June 9, 2009 budget workshops, the Board approved the purchase of the Huntington Oaks Shopping Plaza, which the County formally leased space for the branch library. The library will be renovated and expanded in order to provide additional meeting space and library materials. Leon County is the recipient of a state grant in the amount of \$500,000 for the construction of this library. Funding for furnishings and books has been included in the amount of \$450,000.

Financial Summary

Funding Source	Life To Date FY 2008	Adjusted Budget FY 2009	Year To Date FY 2009	FY 2010 Budget	FY 2011 Planned	FY 2012 Planned	FY 2013 Planned	FY 2014 Planned	5 Year Total	Total Project Cost
125 Grants	0	500,000	0	0	0	0	0	0	0	500,000
305 Capital Improvements	414,283	2,910,781	23,512	0	0	0	0	0	0	3,325,064
320 Bond Series 2005 Construction	0	1,055,682	0	0	0	0	0	0	0	1,055,682
	<u>414,283</u>	<u>4,466,463</u>	<u>23,512</u>	<u>0</u>	<u>0</u>	<u>0</u>	<u>0</u>	<u>0</u>	<u>0</u>	<u>4,880,746</u>

Policy/Comprehensive Plan Information

Leon County Code, Appendix C - Special Acts, Chapter 10 - Library
 Florida Statutes, Chapter 257 - Public Libraries and State Archives
 Florida Administrative Code, Chapter 1B-2 - State Aid to Libraries Grant Program

Operating Budget Impact

This project will have annual impacts on the Library Services and Facilities Management operating budgets once the library is in operation. The following are the estimated impacts anticipated to begin in FY11:

\$103,000 for Library Services costs such as operating supplies, library materials, as well as costs for maintenance, contracts, and repairs

This project will also have an estimated annual decrease of \$70,000 in the Facilities Management operating budget for the cancellation of the lease.



Leon County Government
FY 2010/FY 2014 Capital Improvement Program

Micosukee Park

Dept/Div:	Parks & Recreation	Comp Plan CIE Project:	N/A
Project #:	044002	Capital Improvement:	N/A
Service Type:	Culture & Recreation	Level of Service Standard:	N/A
Status:	Existing Project - Revised	Current Level of Service:	N/A

Project Description/Justification

This project is for improvements to recreational needs and space requirements of the Micosukee Community Park. Renovations to the athletic field will allow for a multi-use field that would provide a location for baseball in the spring and football/soccer during the fall and winter. Funding is included for a new irrigation system and move two light poles.

Financial Summary

Funding Source	Life To Date FY 2008	Adjusted Budget FY 2009	Year To Date FY 2009	FY 2010 Budget	FY 2011 Planned	FY 2012 Planned	FY 2013 Planned	FY 2014 Planned	5 Year Total	Total Project Cost
305 Capital Improvements	38,003	0	0	225,000	0	0	0	0	225,000	263,003
318 Bond Series 1999 Construction	181,216	0	0	0	0	0	0	0	0	181,216
325 Bond Series 1998A Construction	203,855	0	0	0	0	0	0	0	0	203,855
	<u>423,074</u>	<u>0</u>	<u>0</u>	<u>225,000</u>	<u>0</u>	<u>0</u>	<u>0</u>	<u>0</u>	<u>225,000</u>	<u>648,074</u>

Policy/Comprehensive Plan Information

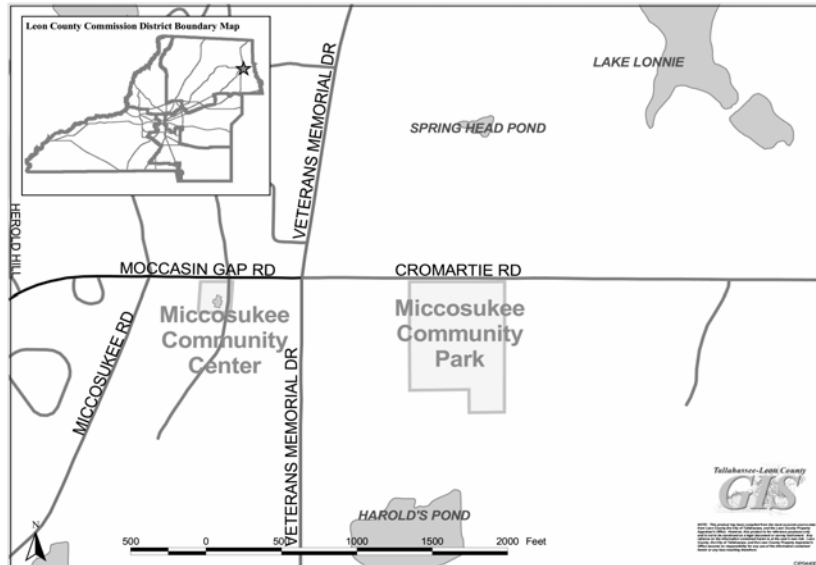
Parks & Recreation Master Plan (1997)
Parks & Recreation Element of the Comprehensive Plan, Policy 1.1.3 and 1.1.5

Operating Budget Impact

This project is expected to have an impact on the operating budget for Parks and Recreation starting in FY 2011:

\$2,000 Utility
\$3,000 Operating Supplies
\$20,942 0.5 FTE

\$25,942 TOTAL



**Leon County Government
FY 2010/FY 2014 Capital Improvement Program**

Parks Playground & Capital Maintenance

Dept/Div:	Parks & Recreation	Comp Plan CIE Project:	N/A
Project #:	046001	Capital Improvement:	N/A
Service Type:	Culture & Recreation	Level of Service Standard:	N/A
Status:	Existing Project	Current Level of Service:	N/A

Project Description/Justification

This project is for the replacement of park related items including playground equipment, playground equipment surfacing, ancillary items, fencing, safety corrections on equipment, paving, facility maintenance, irrigation, and turf management. This project will allow Parks & Recreation to quickly correct unsafe items and prevent possible injury to the public. The Parks & Recreation Division is in the process of changing out entrance signs to the parks to a uniform design over the next 3 years. In FY10 funds are also requested to repave the handicapped walks and the parking lots at J. Lee Vause Park.

Financial Summary

Funding Source	Life To Date FY 2008	Adjusted Budget FY 2009	Year To Date FY 2009	FY 2010 Budget	FY 2011 Planned	FY 2012 Planned	FY 2013 Planned	FY 2014 Planned	5 Year Total	Total Project Cost
305 Capital Improvements	357,815	150,000	139,172	230,000	210,000	215,000	200,000	200,000	1,055,000	1,562,815
	<u>357,815</u>	<u>150,000</u>	<u>139,172</u>	<u>230,000</u>	<u>210,000</u>	<u>215,000</u>	<u>200,000</u>	<u>200,000</u>	<u>1,055,000</u>	<u>1,562,815</u>

Policy/Comprehensive Plan Information

Parks & Recreation Master Plan (1997)
Parks & Recreation Element of the Comprehensive Plan, Policy 1.1.3

Operating Budget Impact

N/A

**Leon County Government
FY 2010/FY 2014 Capital Improvement Program**

Pedrick Road Pond Walking Trail

Dept/Div:	Parks & Recreation	Comp Plan CIE Project:	N/A
Project #:	045007	Capital Improvement:	N/A
Service Type:	Culture & Recreation	Level of Service Standard:	N/A
Status:	Existing Project - FY09 Carryforward	Current Level of Service:	N/A

Project Description/Justification

This project is for a walking trail, benches, tables, and landscape at the Pedrick Road Pond. This pond lies within walking distance to several subdivisions and connects to the new sidewalk along Pedrick Road which connects all of the subdivisions down to Buck Lake Road.

Financial Summary

Funding Source	Life To Date FY 2008	Adjusted Budget FY 2009	Year To Date FY 2009	FY 2010 Budget	FY 2011 Planned	FY 2012 Planned	FY 2013 Planned	FY 2014 Planned	5 Year Total	Total Project Cost
305 Capital Improvements	0	125,000	0	0	0	0	0	0	0	125,000
	<u>0</u>	<u>125,000</u>	<u>0</u>	<u>0</u>	<u>0</u>	<u>0</u>	<u>0</u>	<u>0</u>	<u>0</u>	<u>125,000</u>

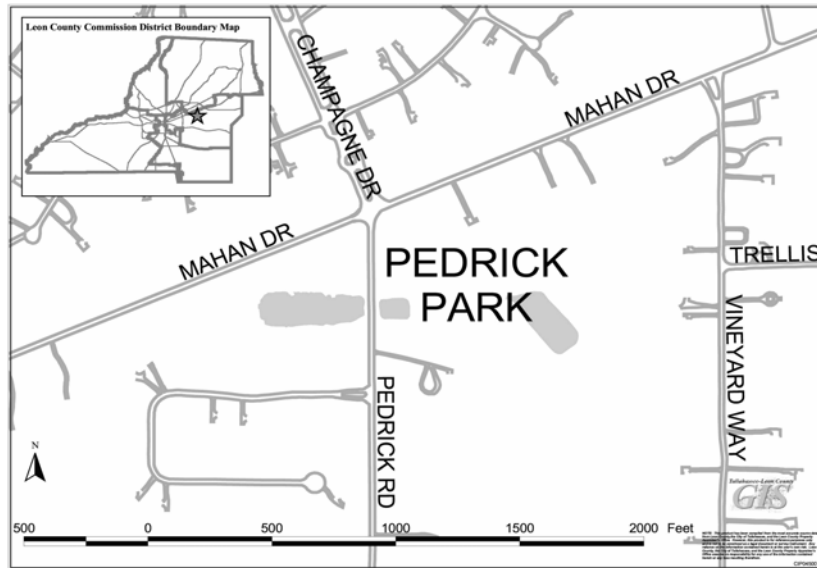
Policy/Comprehensive Plan Information

Parks & Recreation Master Plan (1997)
Parks & Recreation Element of the Comprehensive Plan, Policy 1.1.3 and Objective 1.5

Operating Budget Impact

This project will have annual impacts on the Parks & Recreation operating budget once the trail has been constructed. The following are the estimated impacts anticipated to begin in FY10:

\$500 for costs such as operating supplies



**Leon County Government
FY 2010/FY 2014 Capital Improvement Program**

St. Marks Headwaters Greenways

Dept/Div:	Parks & Recreation	Comp Plan CIE Project:	N/A
Project #:	047001	Capital Improvement:	N/A
Service Type:	Culture & Recreation	Level of Service Standard:	N/A
Status:	Existing Project	Current Level of Service:	N/A

Project Description/Justification

This project is for the construction of a parking lots, trail systems, boardwalks, viewing areas, and shelters to comply with the State Management Plan for these areas.

Financial Summary

Funding Source	Life To Date FY 2008	Adjusted Budget FY 2009	Year To Date FY 2009	FY 2010 Budget	FY 2011 Planned	FY 2012 Planned	FY 2013 Planned	FY 2014 Planned	5 Year Total	Total Project Cost
305 Capital Improvements	150,000	0	0	0	100,000	200,000	200,000	200,000	700,000	850,000
309 Sales Tax - Extension	50,000	0	0	0	0	0	0	0	0	50,000
	<u>200,000</u>	<u>0</u>	<u>0</u>	<u>0</u>	<u>100,000</u>	<u>200,000</u>	<u>200,000</u>	<u>200,000</u>	<u>700,000</u>	<u>900,000</u>

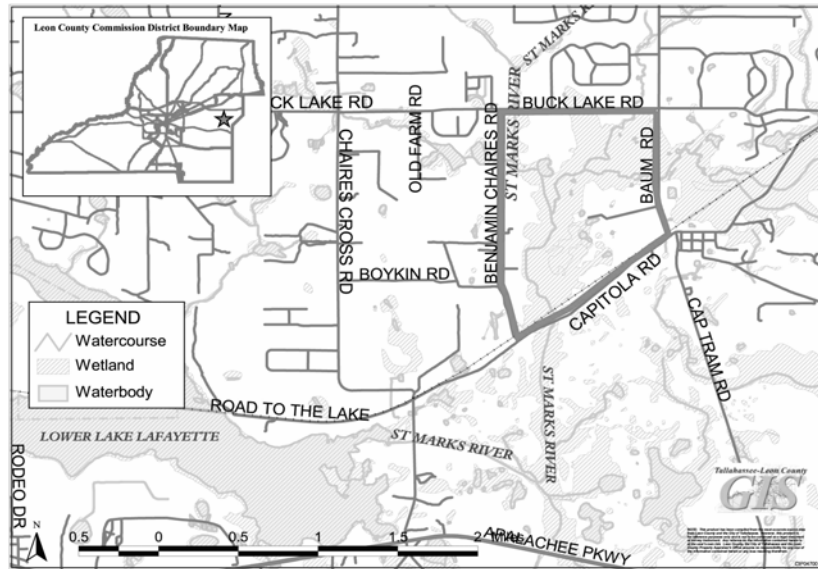
Policy/Comprehensive Plan Information

St. Marks Headwaters Greenway Management Plan approved by the Florida Community Trust. Parks and Recreation Element of the Comp Plan Policy 1.1.3, 1.1.4.

Operating Budget Impact

This project will have annual impacts on the Parks & Recreation operating budget. The following are the estimated impacts anticipated to begin in FY12:

\$138,347 for costs such as operating supplies, machinery/equipment, contractual services, an additional vehicle, vehicle coverage, preventative maintenance and fuel/oil and 1.0 FTE position.



**Leon County Government
FY 2010/FY 2014 Capital Improvement Program**

Tower Road Park

Dept/Div:	Parks & Recreation	Comp Plan CIE Project:	N/A
Project #:	043003	Capital Improvement:	N/A
Service Type:	Culture & Recreation	Level of Service Standard:	N/A
Status:	Existing Project - FY09 Carryforward	Current Level of Service:	N/A

Project Description/Justification

This project will consist of the design and renovation of the existing Tower Road Park to include the renovation of the multi-use field, parking lot, restroom and shelter, landscape, playground equipment, and drainage improvements. Presently this park does not have a restroom facility for the public to use. The present multi-use field is low and has standing water on the field, which makes it unusable approximately 50% of the time. In order to alleviate the standing water, a drainage system will be constructed to divert the water from running onto the field. The existing parking does not meet the needs for this park; this project will provide additional parking. In addition, the present playground has several issues that need to be corrected. On July 8, 2008, the Board approved the application of a grant to increase the funding for this project.

Financial Summary

Funding Source	Life To Date FY 2008	Adjusted Budget FY 2009	Year To Date FY 2009	FY 2010 Budget	FY 2011 Planned	FY 2012 Planned	FY 2013 Planned	FY 2014 Planned	5 Year Total	Total Project Cost
305 Capital Improvements	0	178,127	106,231	0	0	0	0	0	0	178,127
318 Bond Series 1999 Construction	49,999	0	0	0	0	0	0	0	0	49,999
	<u>49,999</u>	<u>178,127</u>	<u>106,231</u>	<u>0</u>	<u>0</u>	<u>0</u>	<u>0</u>	<u>0</u>	<u>0</u>	<u>228,126</u>

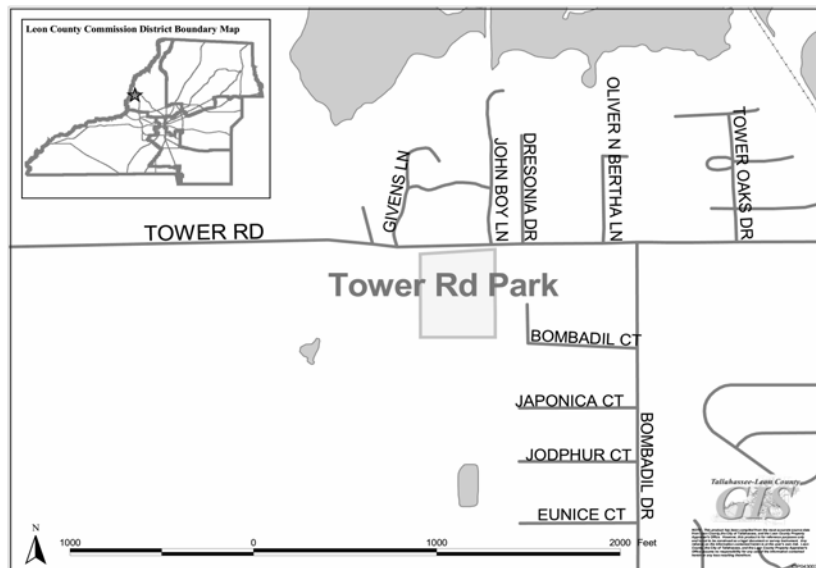
Policy/Comprehensive Plan Information

Parks & Recreation Master Plan (1997)
Parks & Recreation Element of the Comprehensive Plan, Policy 1.1.3 and 1.1.5

Operating Budget Impact

This project will have an annual impact on the Parks & Recreation operating budget once the restroom is operational. The following are the estimated impacts anticipated to begin in FY11:

\$500 for supplies for the restroom
\$3,500 for utilities for the restroom



**Leon County Government
FY 2010/FY 2014 Capital Improvement Program**

Tractor for Greenways Maintenance

Dept/Div:	Parks & Recreation	Comp Plan CIE Project:	N/A
Project #:	046007	Capital Improvement:	N/A
Service Type:	Culture & Recreation	Level of Service Standard:	N/A
Status:	New Project	Current Level of Service:	N/A

Project Description/Justification

This project is for the purchase of one 165 PTO horse power tractor (FY 12). The greenways and open spaces program has grown dramatically in recent years. It is anticipated that the growth will continue. In the past year, the Greenways crew has had to rely on equipment on loan from other divisions to complete the work required. With the increase in acreage and no increase in manpower to maintain the greenways, new ways to maintain the greenways with decreased man-hours must be used. A second large tractor allows us to mow grass with two tractors pulling 20' mowers in less time than one tractor with a 20' and one with a 6' mower. In this manner, the service level of acreage being maintained on the trail systems will have less of a reduction.

Financial Summary

Funding Source	Life To Date FY 2008	Adjusted Budget FY 2009	Year To Date FY 2009	FY 2010 Budget	FY 2011 Planned	FY 2012 Planned	FY 2013 Planned	FY 2014 Planned	5 Year Total	Total Project Cost
305 Capital Improvements	115,880	0	0	0	0	135,000	0	0	135,000	250,880
	<u>115,880</u>	<u>0</u>	<u>0</u>	<u>0</u>	<u>0</u>	<u>135,000</u>	<u>0</u>	<u>0</u>	<u>135,000</u>	<u>250,880</u>

Policy/Comprehensive Plan Information

Park & Recreation Master Plan (1997)
Parks & Recreation Element of the Comprehensive Plan, Policy 1.1.3
State of Florida Division of Forestry "Best Management Practices"

Operating Budget Impact

This project will have annual impacts on the Parks & Recreation operating budget once the vehicles have been purchased. The following are the estimated impacts anticipated to begin in FY12:

\$15,900 for costs such as vehicle coverage, preventative maintenance, and fuel/oil.

**Leon County Government
FY 2010/FY 2014 Capital Improvement Program**

Woodville Library

Dept/Div:	Facilities Management	Comp Plan CIE Project:	N/A
Project #:	081004	Capital Improvement:	N/A
Service Type:	Culture & Recreation	Level of Service Standard:	N/A
Status:	Existing Project - FY09 Carryforward	Current Level of Service:	N/A

Project Description/Justification

This project is for the construction of a branch library in the Woodville Community. The County is co-locating the branch library with the Woodville Community Center. In September 2, 2008, the Board approved the purchase of land for this project.

Financial Summary

Funding Source	Life To Date FY 2008	Adjusted Budget FY 2009	Year To Date FY 2009	FY 2010 Budget	FY 2011 Planned	FY 2012 Planned	FY 2013 Planned	FY 2014 Planned	5 Year Total	Total Project Cost
305 Capital Improvements	0	781,000	50,684	0	0	0	0	0	0	781,000
	<u>0</u>	<u>781,000</u>	<u>50,684</u>	<u>0</u>	<u>0</u>	<u>0</u>	<u>0</u>	<u>0</u>	<u>0</u>	<u>781,000</u>

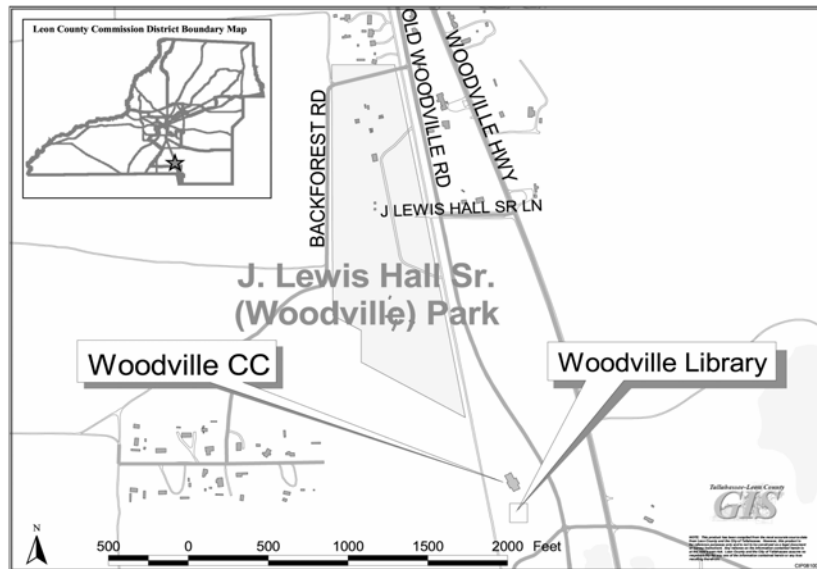
Policy/Comprehensive Plan Information

Leon County Code, Appendix C - Special Acts, Chapter 10 - Library
 Florida Statutes, Chapter 257 - Public Libraries and State Archives
 Florida Administrative Code, Chapter 1B-2 - State Aid to Libraries Grant Program

Operating Budget Impact

This project will have annual impacts on the Library Services and Facilities Management operating budgets once the library is in operation. The following are the estimated impacts anticipated to begin in FY11:

\$60,000 for Library Services costs such as operating supplies and library materials as well as Facilities Management costs for maintenance, contracts, and repairs.



General Government Overview

The general government section contains capital improvement projects designed to facilitate the provision of services by the legislative and administrative branches of Leon County government. Major general government capital projects funded in FY10 include: Supervisor of Elections – Elections Equipment, Reduction in Emissions and Energy Conservation Improvements, General County Maintenance, and Management Information Service upgrades.

Managing Departments:

Table 15.9 shows that Management Information Services will manage the majority of the FY10 general government capital improvement projects. Management Information Services will manage 44% of the total general government budget for FY10. Facilities Management will manage 26%, Fleet Management will manage 17%, and the Supervisor of Elections will manage 13%.

Funding Sources:

Figure 15.5 shows that 100% (\$3,476,596) of general government projects are funded in FY10 by the Capital Improvements Fund (Fund 305).

Figure 15.5
FY10 General Government Projects by Funding Source

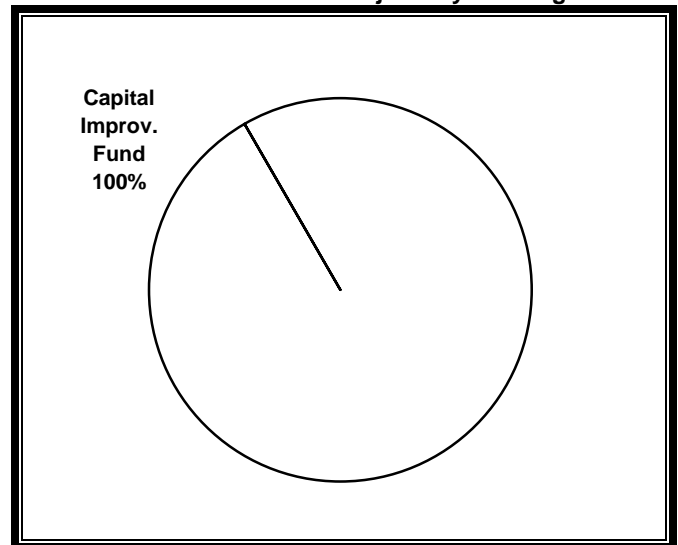


Table 15.9
FY10 General Government Projects by Managing Department

<u>Managing Department</u>	<u># of Projects</u>	<u>FY10 Budget</u>
Facilities Management	10	\$872,625
Fleet Management	2	\$551,00
Management Information Services	11	\$1,468,500
Supervisor of Elections	1	\$420,000
Total	24	\$3,312,125

Operating Budget Impacts:

Table 15.10 shows the estimated impacts that some General Government projects may have on the operating budget. Impacts are shown in the fiscal year which they are anticipated to begin and the out years affected by additional operating costs. These impacts are only estimates and are subject to change.

Table 15.10
FY10 General Government Operating Budget Impacts

<u>Project</u>	<u>Project #</u>	<u>FY10 Estimate</u>	<u>FY11 Estimate</u>	<u>FY12 Estimate</u>	<u>FY13 Estimate</u>	<u>FY14 Estimate</u>
Centralized Storage Facility	086054	\$33,000	\$33,000	\$33,000	\$33,000	\$33,000
Elevator Generator Upgrades	086037	(\$20,000)	(\$20,000)	(\$20,000)	(\$20,000)	(\$20,000)
Energy Conservation Improvements	086041	\$89,300	\$30,600	\$27,600	\$27,600	\$27,600
General Government New Vehicle Requests	026018	\$6,879	\$6,879	\$6,879	\$6,879	\$6,879
Total		\$109,179	\$50,479	\$50,479	\$50,479	\$50,479

**Leon County Government
FY 2010/FY 2014 Capital Improvement Program**

General Government Index

<u>Page</u>	<u>Project</u>	<u>#</u>	<u>Life to Date FY 2008</u>	<u>Adj Bud FY 2009</u>	<u>FY 2010 Budget</u>	<u>FY10 - FY14 Total</u>	<u>Project Total</u>
15-36	Accessibility Improvements	086010	1,934,865	247,904	30,000	30,000	2,212,769
15-37	Architectural & Engineering Services	086011	103,172	60,000	60,000	300,000	463,172
15-38	BOA Acquisition/Renovation	086025	18,792,651	600,619	-	-	19,393,270
15-39	Centralized Storage Facility	086054	-	190,000	-	-	190,000
15-40	Common Area Furnishings	086017	208,762	48,000	33,000	165,000	421,762
15-41	Courthouse Renovations	086027	7,832,209	783,707	-	-	8,615,916
15-42	Courthouse Repairs	086024	5,458,952	76,200	55,000	120,000	5,655,152
15-43	Courtroom Minor Renovations	086007	81,625	165,565	50,000	350,000	597,190
15-44	Courtroom Technology	076023	388,928	122,188	100,000	350,000	861,116
15-45	Data Wiring	076003	316,294	25,000	25,000	125,000	466,294
15-46	Election Equipment	096015	850,527	907,473	420,000	2,770,000	4,528,000
15-47	Electronic Timesheets	076048	121,944	50,556	-	-	172,500
15-48	Elevator Generator Upgrades	086037	27,142	592,880	230,621	890,621	1,510,643
15-49	File Server Maintenance	076008	93,377	397,055	250,000	1,250,000	1,740,432
15-50	General County Maintenance & Minor Renovations	086057	-	-	15,000	15,000	15,000
15-51	General Government New Vehicle Requests	026018	80,950	-	59,000	59,000	139,950
15-52	General Vehicle & Equipment Replacement	026003	1,303,796	400,558	492,000	2,692,836	4,397,190
15-53	GIS Incremental Basemap Update	076060	797,665	330,325	258,500	1,292,500	2,420,490
15-54	Geographic Information Systems	076009	3,512,615	359,839	230,280	1,175,400	5,047,854
15-55	Growth & Environmental Management Technology	076055	154,457	66,763	-	-	221,220
15-56	Local Economic Stimulus Program*	096019	-	3,500,000	-	-	3,500,000
15-57	Network Backbone Upgrade	076018	222,969	181,909	150,000	540,000	944,878
15-58	Parking Lot Maintenance	086033	10,000	72,414	16,704	16,704	99,118
15-59	Permit & Enforcement Tracking System	076015	-	-	69,720	724,160	724,160
15-60	Property Appraiser Technology	076045	-	230,000	-	-	230,000
15-61	Public Defender Technology	076051	83,304	40,196	30,000	150,000	273,500
15-62	Public Works Facility Renovations	086060	-	-	27,300	27,300	27,300
15-63	Reduction of Emissions & Energy Conservation	086041	-	302,000	35 5,000	355,000	657,000
15-64	State Attorney Technology	076047	41,727	65,099	30,000	150,000	256,826
15-65	Supervisor of Elections Technology	076005	90,793	25,000	25,000	125,000	240,793
15-66	Traffic Court Building	086003	-	3,500,000	-	-	3,500,000
15-67	User Computer Upgrades	076024	1,463,554	300,000	300,000	1,500,000	3,263,554
15-68	Work Order Management	076042	238,007	198,734	-	-	436,741
General Government Total			44,210,285	13,839,984	3,312,125	15,173,521	73,223,790

The Capital Improvement projects highlighted are fully funded in FY09. It is anticipated that these projects will be carryforward into the next fiscal year.

*Note: This project was approved by the Board on June 9, 2009 as part of a Local Economic Stimulus Package. Included in this project is \$2.5 million in general government matching grant funds for Stimulus Projects as well as \$1 million in transportation matching grant funds.

**Leon County Government
FY 2010/FY 2014 Capital Improvement Program**

Accessibility Improvements

Dept/Div:	Facilities Management	Comp Plan CIE Project:	N/A
Project #:	086010	Capital Improvement:	N/A
Service Type:	General Government	Level of Service Standard:	N/A
Status:	Existing Project	Current Level of Service:	N/A

Project Description/Justification

This project is for accessibility improvements at various County facilities. The following are the different phases and completion dates of this project:

- Phase 1: Courthouse (Completed FY04)
- Phase 2: Main Library (Completed FY06)
- Phase 3: Level II Facilities - Health Departments, Branch Libraries, Amtrak, Jail Showers, Ag Center (Estimated Completion FY07)
- Phase 4: Level II Facilities - Landfill, Facilities Management, Mosquito Control (Estimated Completion FY08)
- Phase 5: Level III Facilities - Parks, Public Works, Community Centers, Volunteer Fire Departments, Emergency Medical Services, Dental Clinic, Welcome Center (Estimated Completion FY10)

Financial Summary

Funding Source	Life To Date FY 2008	Adjusted Budget FY 2009	Year To Date FY 2009	FY 2010 Budget	FY 2011 Planned	FY 2012 Planned	FY 2013 Planned	FY 2014 Planned	5 Year Total	Total Project Cost
305 Capital Improvements	171,542	221,533	208,997	30,000	0	0	0	0	30,000	423,075
318 Bond Series 1999 Construction	1,763,323	26,371	26,371	0	0	0	0	0	0	1,789,694
	<u>1,934,865</u>	<u>247,904</u>	<u>235,368</u>	<u>30,000</u>	<u>0</u>	<u>0</u>	<u>0</u>	<u>0</u>	<u>30,000</u>	<u>2,212,769</u>

Policy/Comprehensive Plan Information

American with Disabilities Act (Section 504)
Chapter 11 of the Florida Building Code

Operating Budget Impact

N/A

**Leon County Government
FY 2010/FY 2014 Capital Improvement Program**

Architectural & Engineering Services

Dept/Div:	Facilities Management	Comp Plan CIE Project:	N/A
Project #:	086011	Capital Improvement:	N/A
Service Type:	General Government	Level of Service Standard:	N/A
Status:	Existing Project	Current Level of Service:	N/A

Project Description/Justification

This project is for architectural and engineering services that occur routinely throughout the year and are necessary to insure the safety and consistency of operations in County buildings. Routine operating maintenance of County buildings occasionally involves the discovery of structural deterioration and mechanical or electrical failures that warrant an immediate investigative action and proposed course to solution.

Financial Summary

Funding Source	Life To Date FY 2008	Adjusted Budget FY 2009	Year To Date FY 2009	FY 2010 Budget	FY 2011 Planned	FY 2012 Planned	FY 2013 Planned	FY 2014 Planned	5 Year Total	Total Project Cost
305 Capital Improvements	103,172	60,000	11,885	60,000	60,000	60,000	60,000	60,000	300,000	463,172
	<u>103,172</u>	<u>60,000</u>	<u>11,885</u>	<u>60,000</u>	<u>60,000</u>	<u>60,000</u>	<u>60,000</u>	<u>60,000</u>	<u>300,000</u>	<u>463,172</u>

Policy/Comprehensive Plan Information

Florida Statutes 479, 480, 481 and 489 - compliance with licensing requirements for certain classes of planning and design activity

Operating Budget Impact

N/A

Bank of America Building Acquisition/Renovations

Dept/Div:	Facilities Management	Comp Plan CIE Project:	N/A
Project #:	086025	Capital Improvement:	N/A
Service Type:	General Government	Level of Service Standard:	N/A
Status:	Existing Project - FY09 Carryforward	Current Level of Service:	N/A

Project Description/Justification

This project is for completion of the renovation, mechanical, and electrical upgrades and safety improvements to the Bank of America building acquired by the County. Renovations include providing for the relocation of the Supervisor of Elections, Property Appraiser, Guardian Ad Litem, Tax Collector, and the Official Records and Finance Office of the Clerk.

Financial Summary

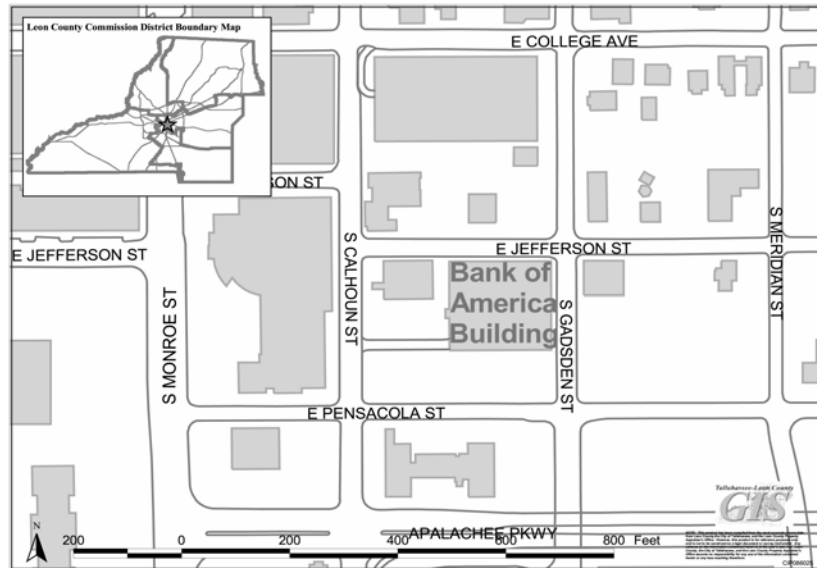
Funding Source	Life To Date FY 2008	Adjusted Budget FY 2009	Year To Date FY 2009	FY 2010 Budget	FY 2011 Planned	FY 2012 Planned	FY 2013 Planned	FY 2014 Planned	5 Year Total	Total Project Cost
305 Capital Improvements	0	500,481	0	0	0	0	0	0	0	500,481
311 Bond Series 2003A & 2003B Construction	16,173,025	100,138	45,785	0	0	0	0	0	0	16,273,163
318 Bond Series 1999 Construction	2,619,626	0	0	0	0	0	0	0	0	2,619,626
	18,792,651	600,619	45,785	0	0	0	0	0	0	19,393,270

Policy/Comprehensive Plan Information

Florida Statute 29.008(A) - designation of facilities for all Court related functions as a county responsibility

Operating Budget Impact

N/A



**Leon County Government
FY 2010/FY 2014 Capital Improvement Program**

Centralized Storage Facility

Dept/Div:	Facilities Management	Comp Plan CIE Project:	N/A
Project #:	086054	Capital Improvement:	N/A
Service Type:	General Government	Level of Service Standard:	N/A
Status:	Existing Project - FY09 Carryforward	Current Level of Service:	N/A

Project Description/Justification

This project will provide for the consolidation of archive record storage in addition to surplus furniture. Currently over 19,000 archive records are stored in the Facilities archive warehouse, leased space, State archives, and within employee work spaces throughout County buildings. The Facilities warehouse is nearing maximum capacity as are the leased locations.

The Tharpe Street building will provide for consolidated secure storage of archive records for Board offices, Clerk of Courts, Public Defender, and State Attorney. Additionally bulk storage will be provided for Facilities Management.

Financial Summary

Funding Source	Life To Date FY 2008	Adjusted Budget FY 2009	Year To Date FY 2009	FY 2010 Budget	FY 2011 Planned	FY 2012 Planned	FY 2013 Planned	FY 2014 Planned	5 Year Total	Total Project Cost
305 Capital Improvements	0	190,000	156,569	0	0	0	0	0	0	190,000
	0	190,000	156,569	0	0	0	0	0	0	190,000

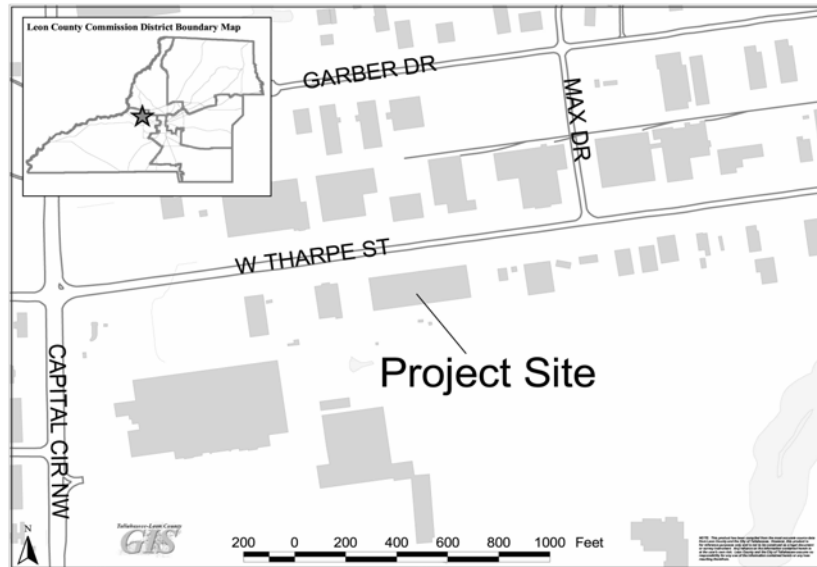
Policy/Comprehensive Plan Information

N/A

Operating Budget Impact

This project is anticipated to have an annual impact on Facilities Management operating budget beginning in FY10:

Utility and Limited Maintenance = \$33,000 annually



**Leon County Government
FY 2010/FY 2014 Capital Improvement Program**

Common Area Furnishings

Dept/Div:	Facilities Management	Comp Plan CIE Project:	N/A
Project #:	086017	Capital Improvement:	N/A
Service Type:	General Government	Level of Service Standard:	N/A
Status:	Existing Project	Current Level of Service:	N/A

Project Description/Justification

This project is for the renewal and replacement of common area furnishings at major County buildings, including the Main Library.

Financial Summary

<u>Funding Source</u>	<u>Life To Date FY 2008</u>	<u>Adjusted Budget FY 2009</u>	<u>Year To Date FY 2009</u>	<u>FY 2010 Budget</u>	<u>FY 2011 Planned</u>	<u>FY 2012 Planned</u>	<u>FY 2013 Planned</u>	<u>FY 2014 Planned</u>	<u>5 Year Total</u>	<u>Total Project Cost</u>
305 Capital Improvements	208,762	48,000	25,805	33,000	33,000	33,000	33,000	33,000	165,000	421,762
	<u>208,762</u>	<u>48,000</u>	<u>25,805</u>	<u>33,000</u>	<u>33,000</u>	<u>33,000</u>	<u>33,000</u>	<u>33,000</u>	<u>165,000</u>	<u>421,762</u>

Policy/Comprehensive Plan Information

N/A

Operating Budget Impact

N/A

**Leon County Government
FY 2010/FY 2014 Capital Improvement Program**

Courthouse Renovations

Dept/Div:	Facilities Management	Comp Plan CIE Project:	N/A
Project #:	086027	Capital Improvement:	N/A
Service Type:	General Government	Level of Service Standard:	N/A
Status:	Existing Project - FY09 Carryforward	Current Level of Service:	N/A

Project Description/Justification

This project is for the renovation and furnishing of Courthouse spaces as County departments and constitutional officers relocated to the Bank of America building, along with building system updates. The vacated spaces were utilized by the courts.

Financial Summary

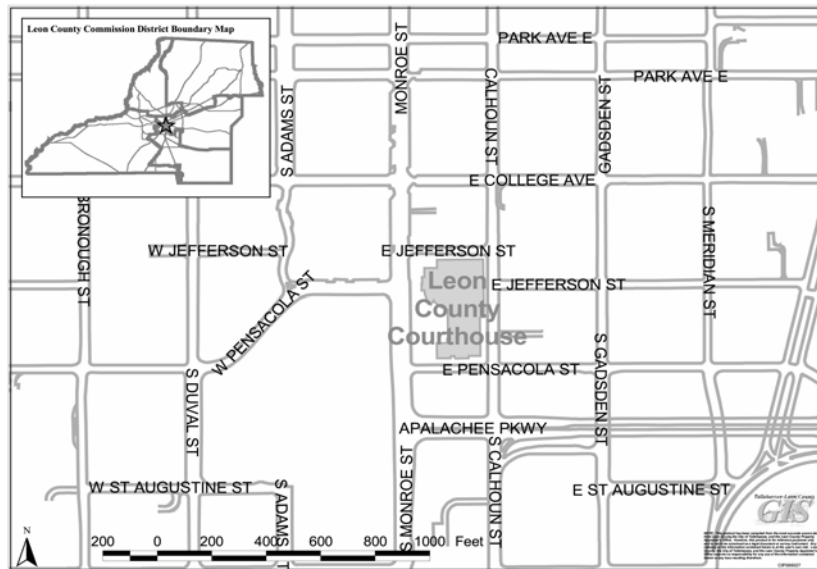
Funding Source	Life To Date FY 2008	Adjusted Budget FY 2009	Year To Date FY 2009	FY 2010 Budget	FY 2011 Planned	FY 2012 Planned	FY 2013 Planned	FY 2014 Planned	5 Year Total	Total Project Cost
305 Capital Improvements	1,027,789	748,920	659,539	0	0	0	0	0	0	1,776,709
311 Bond Series 2003A & 2003B Construction	401,710	34,787	34,456	0	0	0	0	0	0	436,497
320 Bond Series 2005 Construction	6,402,710	0	0	0	0	0	0	0	0	6,402,710
	7,832,209	783,707	693,995	0	0	0	0	0	0	8,615,916

Policy/Comprehensive Plan Information

Florida Statute 29.008(A) - designation of facilities for all court related functions as a county responsibility

Operating Budget Impact

N/A



**Leon County Government
FY 2010/FY 2014 Capital Improvement Program**

Courthouse Repairs

Dept/Div: **Facilities Management**
 Project #: **086024**
 Service Type: **General Government**
 Status: **Existing Project**

Comp Plan CIE Project: **N/A**
 Capital Improvement: **N/A**
 Level of Service Standard: **N/A**
 Current Level of Service: **N/A**

Project Description/Justification

This project is for the replacement of the coating of a portion of the Courthouse parking garage. Resealing will occur on P4 north and on the south parking over the holding cells on P3. The existing coating is peeling up and could let water leak down into the Management Information Services area and the holding cells potentially causing costly damage to the equipment in the Data Center and safety problems for the employees in the offices. The water comes from cars entering the garage when it is raining and from garage cleaning. Funding in FY10 and FY12 is for additional recoating due to maintenance requirements.

Financial Summary

Funding Source	Life To Date FY 2008	Adjusted Budget FY 2009	Year To Date FY 2009	FY 2010 Budget	FY 2011 Planned	FY 2012 Planned	FY 2013 Planned	FY 2014 Planned	5 Year Total	Total Project Cost
305 Capital Improvements	500,000	48,200	0	55,000	0	65,000	0	0	120,000	668,200
311 Bond Series 2003A & 2003B Construction	1,878,277	0	0	0	0	0	0	0	0	1,878,277
318 Bond Series 1999 Construction	2,418,675	28,000	0	0	0	0	0	0	0	2,446,675
325 Bond Series 1998A Construction	662,000	0	0	0	0	0	0	0	0	662,000
	<u>5,458,952</u>	<u>76,200</u>	<u>0</u>	<u>55,000</u>	<u>0</u>	<u>65,000</u>	<u>0</u>	<u>0</u>	<u>120,000</u>	<u>5,655,152</u>

Policy/Comprehensive Plan Information

N/A

Operating Budget Impact

N/A



Leon County Government
FY 2010/FY 2014 Capital Improvement Program

Courtroom Minor Renovations

Dept/Div: **Facilities Management**
 Project #: **086007**
 Service Type: **General Government**
 Status: **Existing Project**

Comp Plan CIE Project: **N/A**
 Capital Improvement: **N/A**
 Level of Service Standard: **N/A**
 Current Level of Service: **N/A**

Project Description/Justification

This project is for items such as bench replacements, cosmetic upgrades, reupholstering of jury chairs, new attorney tables, witness stands, minor office renovations and restroom alterations for courtrooms on the third floor northwest wing of the Courthouse. FY 2013 includes \$150,000 of funding for the renovation of the Leon County Jail courtroom.

Financial Summary

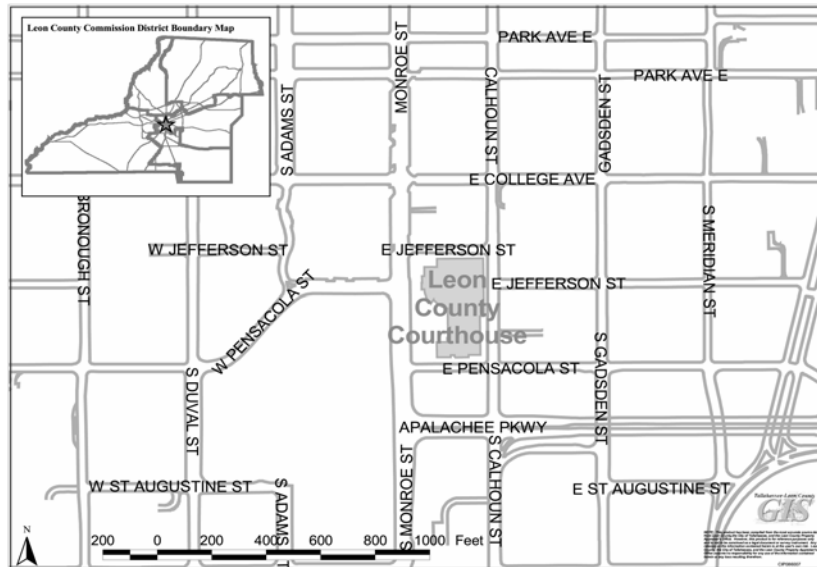
Funding Source	Life To Date FY 2008	Adjusted Budget FY 2009	Year To Date FY 2009	FY 2010 Budget	FY 2011 Planned	FY 2012 Planned	FY 2013 Planned	FY 2014 Planned	5 Year Total	Total Project Cost
305 Capital Improvements	81,625	165,565	43,436	50,000	50,000	50,000	150,000	50,000	350,000	597,190
	<u>81,625</u>	<u>165,565</u>	<u>43,436</u>	<u>50,000</u>	<u>50,000</u>	<u>50,000</u>	<u>150,000</u>	<u>50,000</u>	<u>350,000</u>	<u>597,190</u>

Policy/Comprehensive Plan Information

Article V (HB 113A of the 2003 legislation and SB 2960 of the 2004 session) - designation of courtroom space as a county responsibility

Operating Budget Impact

N/A



**Leon County Government
FY 2010/FY 2014 Capital Improvement Program**

Courtroom Technology

Dept/Div: **Management Information Services** Comp Plan CIE Project: **N/A**
 Project #: **076023** Capital Improvement: **N/A**
 Service Type: **General Government** Level of Service Standard: **N/A**
 Status: **Existing Project** Current Level of Service: **N/A**

Project Description/Justification

This project is for technology needs for the Courtrooms. Included are the following items for FY10:

\$80,000 Audio Visual Technologies for newly constructed courtrooms.
 \$20,000 Miscellaneous Needs for Court Administration Throughout the Year

\$100,000 TOTAL

Financial Summary

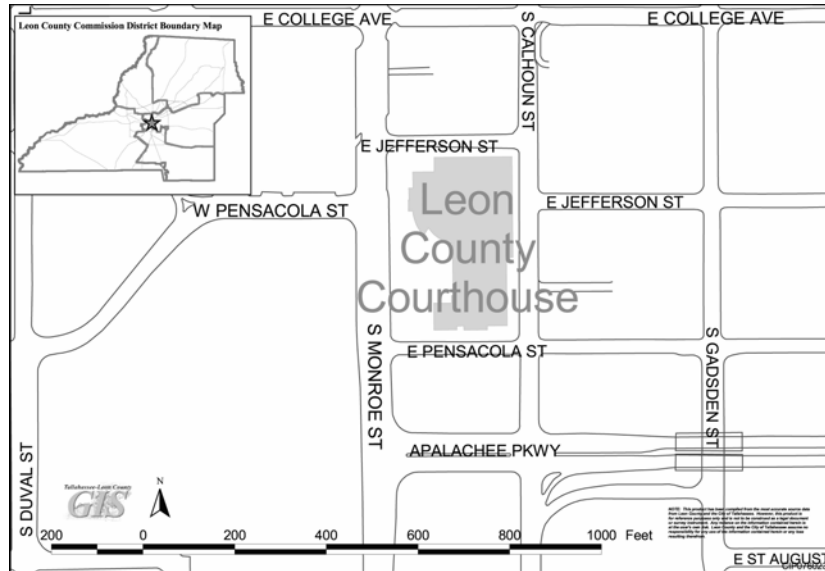
Funding Source	Life To Date FY 2008	Adjusted Budget FY 2009	Year To Date FY 2009	FY 2010 Budget	FY 2011 Planned	FY 2012 Planned	FY 2013 Planned	FY 2014 Planned	5 Year Total	Total Project Cost
305 Capital Improvements	268,947	122,188	76,332	100,000	100,000	50,000	50,000	50,000	350,000	741,135
318 Bond Series 1999 Construction	119,981	0	0	0	0	0	0	0	0	119,981
	<u>388,928</u>	<u>122,188</u>	<u>76,332</u>	<u>100,000</u>	<u>100,000</u>	<u>50,000</u>	<u>50,000</u>	<u>50,000</u>	<u>350,000</u>	<u>861,116</u>

Policy/Comprehensive Plan Information

Florida Statute 29.08 - designates courtroom space and associated technology as a county responsibility

Operating Budget Impact

N/A



**Leon County Government
FY 2010/FY 2014 Capital Improvement Program**

Data Wiring

Dept/Div:	Management Information Services	Comp Plan CIE Project:	N/A
Project #:	076003	Capital Improvement:	N/A
Service Type:	General Government	Level of Service Standard:	N/A
Status:	Existing Project	Current Level of Service:	N/A

Project Description/Justification

This project is for the continued replacement of the computer wiring at various County facilities. These replacements will be coordinated with the building and/or renovation changes that are planned through Facilities Management.

Financial Summary

Funding Source	Life To Date FY 2008	Adjusted Budget FY 2009	Year To Date FY 2009	FY 2010 Budget	FY 2011 Planned	FY 2012 Planned	FY 2013 Planned	FY 2014 Planned	5 Year Total	Total Project Cost
305 Capital Improvements	316,294	25,000	9,124	25,000	25,000	25,000	25,000	25,000	125,000	466,294
	<u>316,294</u>	<u>25,000</u>	<u>9,124</u>	<u>25,000</u>	<u>25,000</u>	<u>25,000</u>	<u>25,000</u>	<u>25,000</u>	<u>125,000</u>	<u>466,294</u>

Policy/Comprehensive Plan Information

N/A

Operating Budget Impact

N/A

**Leon County Government
FY 2010/FY 2014 Capital Improvement Program**

Election Equipment

Dept/Div:	Miscellaneous	Comp Plan CIE Project:	N/A
Project #:	096015	Capital Improvement:	N/A
Service Type:	General Government	Level of Service Standard:	N/A
Status:	Existing Project	Current Level of Service:	N/A

Project Description/Justification

This project is for the replacement of election equipment. In 1992, the current optical scan voting system was first purchased. Over the past 16 years, the units have been upgraded and repaired; however the equipment has reached its maximum use and needs to be replaced. The current OS technology is being phased out and will not be available after 2010. The replacement technology, OSX, allows for higher reading capacity which is needed for large precincts, absentee ballot counting and early voting. Over the next three fiscal years, 50 OSX units will be purchased each year in order to replace all the old OS units by the 2012 Presidential Preference Primary in January. In FY 2011, the replacement units for the touch screens with ADA compliant ballot marking devices will be purchased in order to meet the January 1, 2012 deadline mandated by statute.

Subsequent to FY 2011, funds are provided to allow for growth and replacement of equipment, including servers for the voting specific software to keep pace with the changes mandated by law. In addition, redistricting begins in 2011 and could cause an increase in precinct and/or polling locations which would demand more equipment; this plan takes that into account. If fewer machines are needed, the numbered ordered in 2011 for both the OSX and the ADA units will be adjusted.

Financial Summary

Funding Source	Life To Date FY 2008	Adjusted Budget FY 2009	Year To Date FY 2009	FY 2010 Budget	FY 2011 Planned	FY 2012 Planned	FY 2013 Planned	FY 2014 Planned	5 Year Total	Total Project Cost
305 Capital Improvements	750,777	659,645	25,000	420,000	1,750,000	300,000	300,000	0	2,770,000	4,180,422
318 Bond Series 1999 Construction	99,750	247,828	0	0	0	0	0	0	0	347,578
	<u>850,527</u>	<u>907,473</u>	<u>25,000</u>	<u>420,000</u>	<u>1,750,000</u>	<u>300,000</u>	<u>300,000</u>	<u>0</u>	<u>2,770,000</u>	<u>4,528,000</u>

Policy/Comprehensive Plan Information

Chapter 101.56075 F.S. Requires all voting systems are required to utilize paper ballots and all ADA voting systems must be compliant by January 1, 2012.

Operating Budget Impact

It is anticipated that there will be little to no impact on the operating budget, except for annual increases to license and maintenance contracts.

**Leon County Government
FY 2010/FY 2014 Capital Improvement Program**

Electronic Timesheets

Dept/Div:	Management Information Services	Comp Plan CIE Project:	N/A
Project #:	076048	Capital Improvement:	N/A
Service Type:	General Government	Level of Service Standard:	N/A
Status:	Existing Project - FY09 Carryforward	Current Level of Service:	N/A

Project Description/Justification

This project is for the implementation of electronic timesheets for employees. Electronic timesheets will eliminate the printing of multiform timesheets and streamline the collection of time information into the payroll system.

Financial Summary

Funding Source	Life To Date FY 2008	Adjusted Budget FY 2009	Year To Date FY 2009	FY 2010 Budget	FY 2011 Planned	FY 2012 Planned	FY 2013 Planned	FY 2014 Planned	5 Year Total	Total Project Cost
305 Capital Improvements	121,944	50,556	0	0	0	0	0	0	0	172,500
	<u>121,944</u>	<u>50,556</u>	<u>0</u>	<u>0</u>	<u>0</u>	<u>0</u>	<u>0</u>	<u>0</u>	<u>0</u>	<u>172,500</u>

Policy/Comprehensive Plan Information

N/A

Operating Budget Impact

N/A

**Leon County Government
FY 2010/FY 2014 Capital Improvement Program**

Elevator Generator Upgrades

Dept/Div: **Facilities Management**
 Project #: **086037**
 Service Type: **General Government**
 Status: **Existing Project**

Comp Plan CIE Project: **N/A**
 Capital Improvement: **N/A**
 Level of Service Standard: **N/A**
 Current Level of Service: **N/A**

Project Description/Justification

This project is for the modernization of eleven elevator generator motors and accompanying electric drive systems at the Courthouse and the Bank of America building. An average of two elevators a year will be modernized. Emergency replacement costs are very high and the down-time for repair affects the use of the two buildings. The current generator motors and drive systems are large alternating current systems that run 24 hours a day and 7 days a week. These units are no longer manufactured or marketed by the elevator companies. The new technology is a variable frequency direct current system, which is more efficient and operates only on demand. In addition, this project will retrofit the elevator fire access keys in FY10 due to changes in the elevator code.

Financial Summary

Funding Source	Life To Date FY 2008	Adjusted Budget FY 2009	Year To Date FY 2009	FY 2010 Budget	FY 2011 Planned	FY 2012 Planned	FY 2013 Planned	FY 2014 Planned	5 Year Total	Total Project Cost
305 Capital Improvements	27,142	592,880	230,974	230,621	220,000	220,000	220,000	0	890,621	1,510,643
	<u>27,142</u>	<u>592,880</u>	<u>230,974</u>	<u>230,621</u>	<u>220,000</u>	<u>220,000</u>	<u>220,000</u>	<u>0</u>	<u>890,621</u>	<u>1,510,643</u>

Policy/Comprehensive Plan Information

N/A

Operating Budget Impact

This project will have an estimated annual decrease of \$10,000 per upgraded elevator in the Facilities Management operating budget for the reduced electrical consumption and number of repair calls.



**Leon County Government
FY 2010/FY 2014 Capital Improvement Program**

File Server Maintenance

Dept/Div:	Management Information Services	Comp Plan CIE Project:	N/A
Project #:	076008	Capital Improvement:	N/A
Service Type:	General Government	Level of Service Standard:	N/A
Status:	Existing Project	Current Level of Service:	N/A

Project Description/Justification

This project is for the replacement of file servers for planned obsolescence and standardization. Consolidation and upgrading of servers is an ongoing process to sustain desktop and communication functionalities and specialized applications for County staff and services. Upgrading of servers improves performance and reliability of systems and backup solutions. In addition, a virtualization solution for file servers will be used to improve support of applications, test environments, and maintenance, as previously described. The virtualization will minimize space requirements and cut energy costs in the data center, maximize technical staff resources, and provide for disaster recovery and business continuity of services.

Financial Summary

Funding Source	Life To Date FY 2008	Adjusted Budget FY 2009	Year To Date FY 2009	FY 2010 Budget	FY 2011 Planned	FY 2012 Planned	FY 2013 Planned	FY 2014 Planned	5 Year Total	Total Project Cost
305 Capital Improvements	93,377	447,055	391,561	250,000	250,000	250,000	250,000	250,000	1,250,000	1,790,432
	<u>93,377</u>	<u>447,055</u>	<u>391,561</u>	<u>250,000</u>	<u>250,000</u>	<u>250,000</u>	<u>250,000</u>	<u>250,000</u>	<u>1,250,000</u>	<u>1,790,432</u>

Policy/Comprehensive Plan Information

N/A

Operating Budget Impact

N/A

**Leon County Government
FY 2010/FY 2014 Capital Improvement Program**

General County Maintenance and Minor Renovations

Dept/Div:	Facilities Management	Comp Plan CIE Project:	N/A
Project #:	086057	Capital Improvement:	N/A
Service Type:	General Government	Level of Service Standard:	N/A
Status:	New Project	Current Level of Service:	N/A

Project Description/Justification

This project will allow Leon County to provide maintenance and minor renovations to County Facilities. Included are the following items for FY10:

\$15,000 Renovating the Cooperative Extension Bathrooms

Financial Summary

Funding Source	Life To Date FY 2008	Adjusted Budget FY 2009	Year To Date FY 2009	FY 2010 Budget	FY 2011 Planned	FY 2012 Planned	FY 2013 Planned	FY 2014 Planned	5 Year Total	Total Project Cost
305 Capital Improvements	0	0	0	15,000	0	0	0	0	15,000	15,000
	<u>0</u>	<u>0</u>	<u>0</u>	<u>15,000</u>	<u>0</u>	<u>0</u>	<u>0</u>	<u>0</u>	<u>15,000</u>	<u>15,000</u>

Policy/Comprehensive Plan Information

N/A

Operating Budget Impact

N/A

**Leon County Government
FY 2010/FY 2014 Capital Improvement Program**

General Government New Vehicle Requests

Dept/Div:	Fleet Management	Comp Plan CIE Project:	N/A
Project #:	026018	Capital Improvement:	N/A
Service Type:	General Government	Level of Service Standard:	N/A
Status:	Existing Project - Revised	Current Level of Service:	N/A

Project Description/Justification

Facilities Management has requested a new vehicle for the purpose of transporting records, furniture, equipment, and other items between Leon County facilities. This vehicle will be the only Facilities Management vehicle with an enclosed body and will allow the transportation of items regardless of weather conditions. This will increase efficiency and productivity.

Financial Summary

Funding Source	Life To Date FY 2008	Adjusted Budget FY 2009	Year To Date FY 2009	FY 2010 Budget	FY 2011 Planned	FY 2012 Planned	FY 2013 Planned	FY 2014 Planned	5 Year Total	Total Project Cost
305 Capital Improvements	80,950	0	0	59,000	0	0	0	0	59,000	139,950
	<u>80,950</u>	<u>0</u>	<u>0</u>	<u>59,000</u>	<u>0</u>	<u>0</u>	<u>0</u>	<u>0</u>	<u>59,000</u>	<u>139,950</u>

Policy/Comprehensive Plan Information

N/A

Operating Budget Impact

This project is anticipated to have an annual impact on the Facilities Management operating budget. The following are the estimated impacts to the operating budget:

\$5,600 Fuel costs
 \$648 Vehicle Insurance costs
 \$631 Vehicle Maintenance costs

**Leon County Government
FY 2010/FY 2014 Capital Improvement Program**

General Vehicle & Equipment Replacement

Dept/Div:	Fleet Management	Comp Plan CIE Project:	N/A
Project #:	026003	Capital Improvement:	N/A
Service Type:	General Government	Level of Service Standard:	N/A
Status:	Existing Project	Current Level of Service:	N/A

Project Description/Justification

This project is for the replacement of County vehicles and equipment. In accordance with the Climate Action Plan, all vehicles will be replaced with hybrids when appropriate. The following is the FY10 replacement schedule:

Unit	Year/Make	Description	Mileage	Acquis.	Repair	Replace
1195	1995 FORD	1/2 TON VAN	96,371	\$16,694	\$6,237	\$29,500
1311	1997 CHEVY	1/2 TON 4X2 P/U	91,386	\$16,848	\$9,187	\$29,500
1428	1999 DODGE	1/2 TON 4X2 P/U	85,659	\$19,532	\$6,573	\$29,500
1430	1999 DODGE	1/2 TON 4X2 P/U	92,500	\$20,586	\$7,080	\$33,500
1511	2000 FORD	1/2 TON 4X2 P/U	139,553	\$22,320	\$13,675	\$33,500
1512	2000 FORD	1/2 TON 4X2 P/U	101,000	\$22,230	\$7,820	\$33,500
1520	2000 FORD F-350	1 TON 4X2 P/U	133,044	\$26,064	\$17,227	\$35,500
1536	1996 CATERPILLAR	FORK LIFT	955	\$9,995	\$9,069	\$36,500
1564	2001 FORD F-750	2 1/2 TON	205,222	\$52,250	\$40,096	\$110,500
1594	2001 JOHN DEERE	TRACTOR/LOADER	2,991	\$23,500	\$24,155	\$65,000
1684	2003 FORD	1 TON 4X2 P/U	159,500	\$36,112	\$24,192	\$55,500

Financial Summary

Funding Source	Life To Date FY 2008	Adjusted Budget FY 2009	Year To Date FY 2009	FY 2010 Budget	FY 2011 Planned	FY 2012 Planned	FY 2013 Planned	FY 2014 Planned	5 Year Total	Total Project Cost
305 Capital Improvements	1,303,796	400,558	258,540	492,000	501,336	550,000	605,000	544,500	2,692,836	4,397,190
	<u>1,303,796</u>	<u>400,558</u>	<u>258,540</u>	<u>492,000</u>	<u>501,336</u>	<u>550,000</u>	<u>605,000</u>	<u>544,500</u>	<u>2,692,836</u>	<u>4,397,190</u>

Policy/Comprehensive Plan Information

N/A

Operating Budget Impact

N/A

**Leon County Government
FY 2010/FY 2014 Capital Improvement Program**

Geographic Information Systems Incremental Basemap Update

Dept/Div:	Management Information Services	Comp Plan CIE Project:	N/A
Project #:	076060	Capital Improvement:	N/A
Service Type:	General Government	Level of Service Standard:	N/A
Status:	Existing Project	Current Level of Service:	N/A

Project Description/Justification

This project is for the incremental update of the Tallahassee-Leon County Geographic Information System, TLC GIS, basemap. The basemap includes orthophotography, planimetrics and a digital elevation model with contours. These elements are essential in providing timely and accurate basemap information which provides positional control for other critical Geographic Information System information and the analysis opportunities they support. They are the foundation for geo-referencing (tying to coincident geographic features for accurate and reliable referencing) many of the Geographic Information System data layers. Leon County is divided into nine zones. In June 2008 the Florida Department of Revenue, FDOR, was directed under Chapter 195.002 Florida Statutes, to provide each County Property Appraiser's Office with digital orthophotography every three years and charge county office for the cost of that service and product delivery. However each county was given an "opt-out" opportunity if the county office was participating in a program which secured the digital orthophotography at the minimum specifications and a copy of the data was provided to FDOR. The Leon County Property Appraiser's Office has notified FDOR that they will not participate in their effort. Therefore, TLC GIS was required to adjust the existing data collection effort to meet this new demand. In working with the vendor and leveraging the latest technology, TLC GIS was successful in developing a new methodology for collecting, compiling, and releasing the basemap data. In order to accomplish this task, TLC GIS has successfully negotiated an alternative 3 year action plan:

Year 1 - Complete Data Capture and Delivery of 1' Digital Orthophotography
 *Complete Data Capture and Delivery of Color Infrared Orthophotography CIR
 **Complete Data Capture of LiDAR

Year 2 & 3 - Complete LiDAR processing
 ***Complete Data Capture and Delivery of 6" GSD Obliques for 64 Square Miles
 Complete Planimetric Update

*Note: The color infrared (CIR) photography is an additional product that is provided under the new plan. The CIR will support efforts such as wetland delineation.

In order to maintain the basemap, Tallahassee-Leon County GIS will be required to secure funding beyond Year 3. The continued funding will allow TLC GIS to enter into the second cycle of data capture without an increase in the annual funding amount.

Financial Summary

Funding Source	Life To Date FY 2008	Adjusted Budget FY 2009	Year To Date FY 2009	FY 2010 Budget	FY 2011 Planned	FY 2012 Planned	FY 2013 Planned	FY 2014 Planned	5 Year Total	Total Project Cost
305 Capital Improvements	797,665	330,325	328,422	258,500	258,500	258,500	258,500	258,500	1,292,500	2,420,490
	<u>797,665</u>	<u>330,325</u>	<u>328,422</u>	<u>258,500</u>	<u>258,500</u>	<u>258,500</u>	<u>258,500</u>	<u>258,500</u>	<u>1,292,500</u>	<u>2,420,490</u>

Policy/Comprehensive Plan Information

Geographic Information System City of Tallahassee/Leon County Interlocal Agreement (1990); Permit Enforcement & Tracking System City of Tallahassee/Leon County Interlocal Agreement (1993)

The Comprehensive Plan mandates that a series of map layers be compiled and maintained for use in Comprehensive Plan implementation. The environmental component of both the City and County land development ordinances contain clauses mandating that protected natural features be mapped pursuant to applications for development.

The Florida Department of Revenue requires that all property appraisers' offices in the State of Florida compile and maintain digital Cadastres that meet specific guidelines governing methodologies to be used and the layers to be compiled. Required layers include platted lots, tax parcels, rights-of-way and legal dimensions.

Operating Budget Impact

N/A

**Leon County Government
FY 2010/FY 2014 Capital Improvement Program**

Geographic Information Systems

Dept/Div:	Management Information Services	Comp Plan CIE Project:	N/A
Project #:	076009	Capital Improvement:	N/A
Service Type:	General Government	Level of Service Standard:	N/A
Status:	Existing Project	Current Level of Service:	N/A

Project Description/Justification

This project is for the funding of the City of Tallahassee and Leon County Interlocal Project involving the Permit Enforcement & Tracking System (PETS) and the Geographic Information System (GIS). The City contributes 50% towards the cost of the GIS portion.

GIS Interlocal Project:

\$ 52,000 SDE Server Replacements
 \$ 48,000 ArcGIS Server and ArcIMS Server Replacements
 \$ 42,418 Infrastructure Improvements
 \$ 22,862 ESRI Professional Services
 \$ 65,000 ESRI EEAP & Geodatabase Upgrade Support

\$ 230,280 TOTAL (50% to be reimbursed by the City)

Financial Summary

Funding Source	Life To Date FY 2008	Adjusted Budget FY 2009	Year To Date FY 2009	FY 2010 Budget	FY 2011 Planned	FY 2012 Planned	FY 2013 Planned	FY 2014 Planned	5 Year Total	Total Project Cost
305 Capital Improvements	3,512,615	359,839	204,099	230,280	230,280	238,280	238,280	238,280	1,175,400	5,047,854
	<u>3,512,615</u>	<u>359,839</u>	<u>204,099</u>	<u>230,280</u>	<u>230,280</u>	<u>238,280</u>	<u>238,280</u>	<u>238,280</u>	<u>1,175,400</u>	<u>5,047,854</u>

Policy/Comprehensive Plan Information

Geographic Information System City of Tallahassee/Leon County Interlocal Agreement (1990)

The Comprehensive Plan mandates that a series of map layers be compiled and maintained for use in Comprehensive Plan implementation.

The environmental component of both the City and County land development ordinances contain clauses mandating that protected natural features be mapped pursuant to applications for development.

The Florida Department of Revenue requires that all property appraisers' offices in the State of Florida compile and maintain digital Cadastres that meet specific guidelines governing methodologies to be used and the layers to be compiled. Required layers include platted lots, tax parcels, rights-of-way and legal dimensions.

Operating Budget Impact

N/A

Growth & Environmental Management Technology

Dept/Div: Management Information Services	Comp Plan CIE Project: N/A
Project #: 076055	Capital Improvement: N/A
Service Type: General Government	Level of Service Standard: N/A
Status: Existing Project - FY09 Carryforward	Current Level of Service: N/A

Project Description/Justification

This project is for technology improvements for Growth & Environmental Management. During the FY06 carryforward process, the following projects were consolidated into this project:

016002 - Growth & Environmental Management Automation Enhancement
076038 - Growth & Environmental Management Mobile Vehicle Office

Financial Summary

Funding Source	Life To Date FY 2008	Adjusted Budget FY 2009	Year To Date FY 2009	FY 2010 Budget	FY 2011 Planned	FY 2012 Planned	FY 2013 Planned	FY 2014 Planned	5 Year Total	Total Project Cost
120 Building Inspection	0	66,763	0	0	0	0	0	0	0	66,763
305 Capital Improvements	154,457	0	0	0	0	0	0	0	0	154,457
	<u>154,457</u>	<u>66,763</u>	<u>0</u>	<u>0</u>	<u>0</u>	<u>0</u>	<u>0</u>	<u>0</u>	<u>0</u>	<u>221,220</u>

Policy/Comprehensive Plan Information

N/A

Operating Budget Impact

N/A

**Leon County Government
FY 2010/FY 2014 Capital Improvement Program**

Local Economic Stimulus Program

Dept/Div:	Miscellaneous	Comp Plan CIE Project:	N/A
Project #:	096019	Capital Improvement:	N/A
Service Type:	General Government	Level of Service Standard:	N/A
Status:	Existing Project - FY09 Carryforward	Current Level of Service:	N/A

Project Description/Justification

This project provides matching grant funds for the American Recovery and Reinvestment Act (ARRA) of 2009. The County has been actively monitoring the ARRA, as well as coordinating with regional partners to identify possible projects for funding consideration. On April 21, 2009, the Board accepted a status report on the ARRA, including funding for additional lobbying efforts to gain grant funding.

Currently, State and Federal agencies are finalizing the application process, eligibility requirements, and deadlines for many other funding opportunities. In order to best position the County for funding, this project establishes a matching grant account of \$3.5 million: \$2.5 million for general government resources and \$1 for million for transportation resources. Having these funds appropriated will strengthen the County's position when trying to leverage state and federal funds.

Financial Summary

<u>Funding Source</u>	<u>Life To Date FY 2008</u>	<u>Adjusted Budget FY 2009</u>	<u>Year To Date FY 2009</u>	<u>FY 2010 Budget</u>	<u>FY 2011 Planned</u>	<u>FY 2012 Planned</u>	<u>FY 2013 Planned</u>	<u>FY 2014 Planned</u>	<u>5 Year Total</u>	<u>Total Project Cost</u>
305 Capital Improvements	0	2,500,000	0	0	0	0	0	0	0	2,500,000
306 Transportation Improvements	0	1,000,000	0	0	0	0	0	0	0	1,000,000
	<u>0</u>	<u>3,500,000</u>	<u>0</u>	<u>0</u>	<u>0</u>	<u>0</u>	<u>0</u>	<u>0</u>	<u>0</u>	<u>3,500,000</u>

Policy/Comprehensive Plan Information

American Recovery and Reinvestment Act of 2009: Matching grant funds

Operating Budget Impact

N/A

**Leon County Government
FY 2010/FY 2014 Capital Improvement Program**

Network Backbone Upgrade

Dept/Div:	Management Information Services	Comp Plan CIE Project:	N/A
Project #:	076018	Capital Improvement:	N/A
Service Type:	General Government	Level of Service Standard:	N/A
Status:	Existing Project	Current Level of Service:	N/A

Project Description/Justification

This project is for the continual maintenance and upgrading of the network connectivity of County offices to provide uninterrupted service with high speed and increased bandwidth to support existing and growing applications requiring graphics and document images. Redundant links to critical offices will continue to be implemented each year to prepare for disaster recovery and business continuity needs. Included are the following costs:

\$ 80,000	Replacements of Network Devices
\$ 60,000	Network Links and Connections & Fiber Multiplexer for Major Links
\$ 10,000	Software
<hr/>	
\$150,000	TOTAL

Financial Summary

<u>Funding Source</u>	<u>Life To Date FY 2008</u>	<u>Adjusted Budget FY 2009</u>	<u>Year To Date FY 2009</u>	<u>FY 2010 Budget</u>	<u>FY 2011 Planned</u>	<u>FY 2012 Planned</u>	<u>FY 2013 Planned</u>	<u>FY 2014 Planned</u>	<u>5 Year Total</u>	<u>Total Project Cost</u>
305 Capital Improvements	222,969	181,909	101,277	150,000	150,000	80,000	80,000	80,000	540,000	944,878
	<hr/>	<hr/>	<hr/>	<hr/>	<hr/>	<hr/>	<hr/>	<hr/>	<hr/>	<hr/>
	222,969	181,909	101,277	150,000	150,000	80,000	80,000	80,000	540,000	944,878

Policy/Comprehensive Plan Information

N/A

Operating Budget Impact

N/A

**Leon County Government
FY 2010/FY 2014 Capital Improvement Program**

Parking Lot Maintenance

Dept/Div: **Facilities Management**
 Project #: **086033**
 Service Type: **General Government**
 Status: **Existing Project**

Comp Plan CIE Project: **N/A**
 Capital Improvement: **N/A**
 Level of Service Standard: **N/A**
 Current Level of Service: **N/A**

Project Description/Justification

This project is for the maintenance of County parking lots including the purchase of replacement gate arms and ticket readers as well as parking lot stripping and repair. The main lots anticipated to be updated over the next three years include the Main Library, Gadsden Street, Bronough Street and the Courthouse garage.

Financial Summary

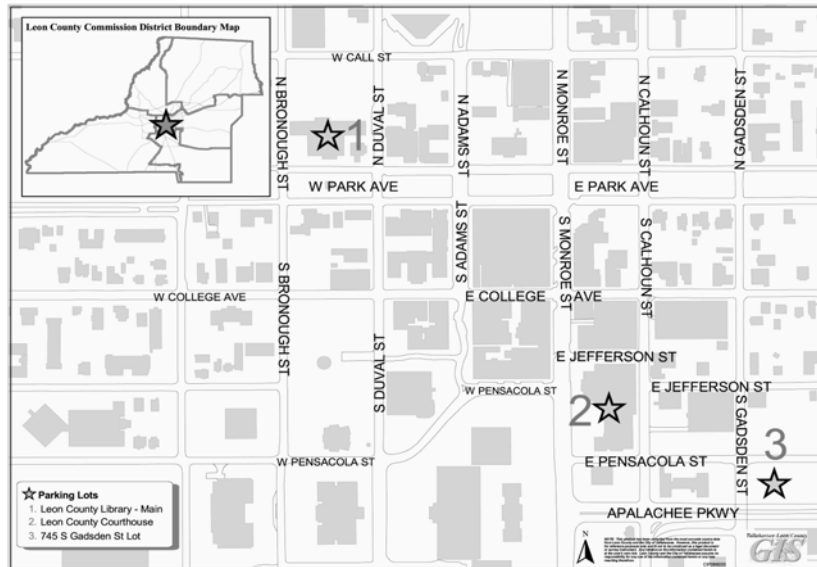
Funding Source	Life To Date FY 2008	Adjusted Budget FY 2009	Year To Date FY 2009	FY 2010 Budget	FY 2011 Planned	FY 2012 Planned	FY 2013 Planned	FY 2014 Planned	5 Year Total	Total Project Cost
305 Capital Improvements	10,000	72,414	0	16,704	0	0	0	0	16,704	99,118
	10,000	72,414	0	16,704	0	0	0	0	16,704	99,118

Policy/Comprehensive Plan Information

N/A

Operating Budget Impact

N/A



**Leon County Government
FY 2010/FY 2014 Capital Improvement Program**

Permit & Enforcement Tracking System

Dept/Div:	Management Information Services	Comp Plan CIE Project:	N/A
Project #:	076015	Capital Improvement:	N/A
Service Type:	General Government	Level of Service Standard:	N/A
Status:	Existing Project	Current Level of Service:	N/A

Project Description/Justification

This project is for the funding the County's share of the City of Tallahassee and Leon County Interlocal Project involving the Permit Enforcement & Tracking System (PETS).

Financial Summary

Funding Source	Life To Date FY 2008	Adjusted Budget FY 2009	Year To Date FY 2009	FY 2010 Budget	FY 2011 Planned	FY 2012 Planned	FY 2013 Planned	FY 2014 Planned	5 Year Total	Total Project Cost
305 Capital Improvements	0	0	0	69,720	257,220	257,220	70,000	70,000	724,160	724,160
	<u>0</u>	<u>0</u>	<u>0</u>	<u>69,720</u>	<u>257,220</u>	<u>257,220</u>	<u>70,000</u>	<u>70,000</u>	<u>724,160</u>	<u>724,160</u>

Policy/Comprehensive Plan Information

Interlocal Agreement with City of Tallahassee (Amended October 17, 2003)

Permit Enforcement and Tracking System Interlocal Agreement with the City (1993)

Operating Budget Impact

It is anticipated that the implementation of PETS will not significantly increase current funding allocations for annualized maintenance costs of hardware, software, and support services.

**Leon County Government
FY 2010/FY 2014 Capital Improvement Program**

Property Appraiser Technology

Dept/Div:	Management Information Services	Comp Plan CIE Project:	N/A
Project #:	076045	Capital Improvement:	N/A
Service Type:	General Government	Level of Service Standard:	N/A
Status:	Existing Project - FY09 Carryforward	Current Level of Service:	N/A

Project Description/Justification

This project is for technology improvements for the Property Appraiser's Office.

Financial Summary

<u>Funding Source</u>	<u>Life To Date FY 2008</u>	<u>Adjusted Budget FY 2009</u>	<u>Year To Date FY 2009</u>	<u>FY 2010 Budget</u>	<u>FY 2011 Planned</u>	<u>FY 2012 Planned</u>	<u>FY 2013 Planned</u>	<u>FY 2014 Planned</u>	<u>5 Year Total</u>	<u>Total Project Cost</u>
305 Capital Improvements	0	230,000	0	0	0	0	0	0	0	230,000
	0	230,000	0	0	0	0	0	0	0	230,000

Policy/Comprehensive Plan Information

N/A

Operating Budget Impact

N/A

**Leon County Government
FY 2010/FY 2014 Capital Improvement Program**

Public Defender Technology

Dept/Div:	Management Information Services	Comp Plan CIE Project:	N/A
Project #:	076051	Capital Improvement:	N/A
Service Type:	General Government	Level of Service Standard:	N/A
Status:	Existing Project	Current Level of Service:	N/A

Project Description/Justification

This project is for technology needs for the Public Defender's Office.

Financial Summary

Funding Source	Life To Date FY 2008	Adjusted Budget FY 2009	Year To Date FY 2009	FY 2010 Budget	FY 2011 Planned	FY 2012 Planned	FY 2013 Planned	FY 2014 Planned	5 Year Total	Total Project Cost
305 Capital Improvements	83,304	40,196	15,407	30,000	30,000	30,000	30,000	30,000	150,000	273,500
	<u>83,304</u>	<u>40,196</u>	<u>15,407</u>	<u>30,000</u>	<u>30,000</u>	<u>30,000</u>	<u>30,000</u>	<u>30,000</u>	<u>150,000</u>	<u>273,500</u>

Policy/Comprehensive Plan Information

Article V - legislation requiring counties to fund technology needs for the Public Defender's Office.

Operating Budget Impact

N/A

**Leon County Government
FY 2010/FY 2014 Capital Improvement Program**

Public Works Facility Renovations

Dept/Div:	Facilities Management	Comp Plan CIE Project:	N/A
Project #:	086060	Capital Improvement:	N/A
Service Type:	General Government	Level of Service Standard:	N/A
Status:	New Project	Current Level of Service:	N/A

Project Description/Justification

This project is for the renovations of the Public Works Facility. These renovations are associated with the creation of the new house Water Quality Assessment Program. These the modifications to the Public Works Facility include: a climate controlled storage building used to store water sampling equipment; renovations to the front office in-take area; and divider panels in the Public Works Gathering Room.

Financial Summary

Funding Source	Life To Date FY 2008	Adjusted Budget FY 2009	Year To Date FY 2009	FY 2010 Budget	FY 2011 Planned	FY 2012 Planned	FY 2013 Planned	FY 2014 Planned	5 Year Total	Total Project Cost
305 Capital Improvements	0	0	0	27,300	0	0	0	0	27,300	27,300
	<u>0</u>	<u>0</u>	<u>0</u>	<u>27,300</u>	<u>0</u>	<u>0</u>	<u>0</u>	<u>0</u>	<u>27,300</u>	<u>27,300</u>

Policy/Comprehensive Plan Information

N/A

Operating Budget Impact

N/A

Reduction of Emissions and Energy Conservation Improvements

Dept/Div: Facilities Management	Comp Plan CIE Project: N/A	Capital Improvement: N/A
Project #: 086041	Level of Service Standard: N/A	Current Level of Service: N/A
Service Type: General Government		
Status: Existing Project		

Project Description/Justification

This project is to decrease greenhouse gas emissions from Leon County operations, consistent with the County's greenhouse gas emissions reduction target, Climate Action Plan, and resolution to achieve the five Cities for Climate Protection milestones. Specific work performed under this project will be consistent with criteria included in the Climate Action Plan. The plan focuses on strategies which decrease energy demand, increase energy efficiency, switch to renewable energy and vehicle fuel, reduce miles traveled, and reduce solid waste through increased reuse and recycling. Surveys, audits and studies will be conducted to identify areas with the highest opportunity for energy savings and greenhouse gas reduction. Many of the greenhouse gas reduction measures will result in reduced energy use, with initial funding recovered through reduced life cycle operating costs.

Financial Summary

Funding Source	Life To Date FY 2008	Adjusted Budget FY 2009	Year To Date FY 2009	FY 2010 Budget	FY 2011 Planned	FY 2012 Planned	FY 2013 Planned	FY 2014 Planned	5 Year Total	Total Project Cost
305 Capital Improvements	0	302,000	95,589	355,000	0	0	0	0	355,000	657,000
	0	302,000	95,589	355,000	0	0	0	0	355,000	657,000

Policy/Comprehensive Plan Information

On May 22, 2007, the Board approved a resolution that committed to achieving International Council for Local Environmental Initiatives' (ICLEI's) Cities for Climate Protection Campaign Five Milestones.

Operating Budget Impact

This project is monitored by the Office of Sustainability which coordinates with other County Departments on various aspects of the project. It is anticipated to have the following annual impact in FY10:

FY10
 Public Information Efforts: \$3,000
 Memberships and Studies: \$2,600
 Certified Florida Green Local Government: \$4,500
 Development of Transportation Demand Management Plan: \$54,200
 Recycling Programs: \$25,000
 TOTAL: \$89,300

**Leon County Government
FY 2010/FY 2014 Capital Improvement Program**

State Attorney Technology

Dept/Div:	Management Information Services	Comp Plan CIE Project:	N/A
Project #:	076047	Capital Improvement:	N/A
Service Type:	General Government	Level of Service Standard:	N/A
Status:	Existing Project	Current Level of Service:	N/A

Project Description/Justification

This project is for other technology needs for the State Attorney's Office.

Financial Summary

Funding Source	Life To Date FY 2008	Adjusted Budget FY 2009	Year To Date FY 2009	FY 2010 Budget	FY 2011 Planned	FY 2012 Planned	FY 2013 Planned	FY 2014 Planned	5 Year Total	Total Project Cost
305 Capital Improvements	41,727	65,099	59,397	30,000	30,000	30,000	30,000	30,000	150,000	256,826
	<u>41,727</u>	<u>65,099</u>	<u>59,397</u>	<u>30,000</u>	<u>30,000</u>	<u>30,000</u>	<u>30,000</u>	<u>30,000</u>	<u>150,000</u>	<u>256,826</u>

Policy/Comprehensive Plan Information

Article V - legislation requiring counties to fund technology needs for the State Attorney's Office

Operating Budget Impact

N/A

**Leon County Government
FY 2010/FY 2014 Capital Improvement Program**

Supervisor of Elections Technology

Dept/Div:	Management Information Services	Comp Plan CIE Project:	N/A
Project #:	076005	Capital Improvement:	N/A
Service Type:	General Government	Level of Service Standard:	N/A
Status:	Existing Project	Current Level of Service:	N/A

Project Description/Justification

This project is for technology improvements for the Supervisor of Elections.

Financial Summary

<u>Funding Source</u>	<u>Life To Date FY 2008</u>	<u>Adjusted Budget FY 2009</u>	<u>Year To Date FY 2009</u>	<u>FY 2010 Budget</u>	<u>FY 2011 Planned</u>	<u>FY 2012 Planned</u>	<u>FY 2013 Planned</u>	<u>FY 2014 Planned</u>	<u>5 Year Total</u>	<u>Total Project Cost</u>
305 Capital Improvements	90,793	25,000	11,339	25,000	25,000	25,000	25,000	25,000	125,000	240,793
	<u>90,793</u>	<u>25,000</u>	<u>11,339</u>	<u>25,000</u>	<u>25,000</u>	<u>25,000</u>	<u>25,000</u>	<u>25,000</u>	<u>125,000</u>	<u>240,793</u>

Policy/Comprehensive Plan Information

N/A

Operating Budget Impact

N/A

**Leon County Government
FY 2010/FY 2014 Capital Improvement Program**

Traffic Court Building

Dept/Div:	Facilities Management	Comp Plan CIE Project:	N/A
Project #:	086003	Capital Improvement:	N/A
Service Type:	General Government	Level of Service Standard:	N/A
Status:	Existing Project - FY09 Carryforward	Current Level of Service:	N/A

Project Description/Justification

This project will provide for renovation of the Traffic Court building to provide for improvements to the functional and operational aspects of the building including infrastructure. Planned repairs and renovations would include the addition of an elevator so that the second floor becomes accessible; removal of existing interior finishes to the bare walls and floors; redefinition of the space to include two courtrooms, one of which would be sufficiently sized to accommodate mass dockets, judicial support space, mediation rooms for the Courts and office space for Guardian Ad Litem; replacement of the existing windows with energy efficient windows, upgrading of the HVAC system; and façade work so the building has the presence of a small Courthouse.

Financial Summary

Funding Source	Life To Date FY 2008	Adjusted Budget FY 2009	Year To Date FY 2009	FY 2010 Budget	FY 2011 Planned	FY 2012 Planned	FY 2013 Planned	FY 2014 Planned	5 Year Total	Total Project Cost
305 Capital Improvements	0	250,000	61,154	0	0	0	0	0	0	250,000
311 Bond Series 2003A & 2003B Construction	0	1,530,107	72,616	0	0	0	0	0	0	1,530,107
320 Bond Series 2005 Construction	0	1,719,893	0	0	0	0	0	0	0	1,719,893
	<u>0</u>	<u>3,500,000</u>	<u>133,770</u>	<u>0</u>	<u>0</u>	<u>0</u>	<u>0</u>	<u>0</u>	<u>0</u>	<u>3,500,000</u>

Policy/Comprehensive Plan Information

Florida Statutes 28.0008(1)

Operating Budget Impact

N/A



**Leon County Government
FY 2010/FY 2014 Capital Improvement Program**

User Computer Upgrades

Dept/Div:	Management Information Services	Comp Plan CIE Project:	N/A
Project #:	076024	Capital Improvement:	N/A
Service Type:	General Government	Level of Service Standard:	N/A
Status:	Existing Project	Current Level of Service:	N/A

Project Description/Justification

This project is for the replacement of old user computers, printers, and peripherals. A replacement schedule is extremely important due to advances in software, deterioration of hardware, the inability to obtain replacement parts for old equipment and the increased cost of maintenance of old equipment. Currently, computers are on a five year replacement cycle plan. However, users with specialty software needs, such as engineers and GIS staff, are in a three year replacement cycle. The computers that are replaced every three years are recycled to County users with standardized needs. All older machines are recycled to the Main Library and Branch Libraries for public computer usage. When the public computers become unusable, they are placed in Purchasing Department's surplus auction. Consideration of a virtualized desktop solution is being planned for some departments and agencies.

Financial Summary

Funding Source	Life To Date FY 2008	Adjusted Budget FY 2009	Year To Date FY 2009	FY 2010 Budget	FY 2011 Planned	FY 2012 Planned	FY 2013 Planned	FY 2014 Planned	5 Year Total	Total Project Cost
305 Capital Improvements	1,463,554	300,000	68,122	300,000	300,000	300,000	300,000	300,000	1,500,000	3,263,554
	<u>1,463,554</u>	<u>300,000</u>	<u>68,122</u>	<u>300,000</u>	<u>300,000</u>	<u>300,000</u>	<u>300,000</u>	<u>300,000</u>	<u>1,500,000</u>	<u>3,263,554</u>

Policy/Comprehensive Plan Information

N/A

Operating Budget Impact

N/A

**Leon County Government
FY 2010/FY 2014 Capital Improvement Program**

Work Order Management

Dept/Div:	Management Information Services	Comp Plan CIE Project:	N/A
Project #:	076042	Capital Improvement:	N/A
Service Type:	General Government	Level of Service Standard:	N/A
Status:	Existing Project - FY09 Carryforward	Current Level of Service:	N/A

Project Description/Justification

This project is for the consolidation of work order management functions into one system. Consolidation of several Public Works systems to the Hansen Work Order Management System will allow for a comprehensive method to review work activities. Mobile field collection services will allow for data entry and access in the field improving work efficiencies. FY09 funding is for Fleet Management.

Financial Summary

Funding Source	Life To Date FY 2008	Adjusted Budget FY 2009	Year To Date FY 2009	FY 2010 Budget	FY 2011 Planned	FY 2012 Planned	FY 2013 Planned	FY 2014 Planned	5 Year Total	Total Project Cost
305 Capital Improvements	58,760	131,234	60,443	0	0	0	0	0	0	189,994
306 Transportation Improvements	179,247	67,500	0	0	0	0	0	0	0	246,747
	<u>238,007</u>	<u>198,734</u>	<u>60,443</u>	<u>0</u>	<u>0</u>	<u>0</u>	<u>0</u>	<u>0</u>	<u>0</u>	<u>436,741</u>

Policy/Comprehensive Plan Information

N/A

Operating Budget Impact

N/A



Health & Safety Overview

The health and safety section contains capital improvement projects designed to facilitate the protection of life, health, and public safety. Major health and safety capital projects funded in FY10 include: Emergency Medical Equipment and Technology, Jail Roof Replacement, and the Robert Stevens Health Clinic Maintenance.

Managing Departments:

Table 15.11 shows that Facilities Management and Fleet Management will manage the majority of the FY10 health and safety capital improvement projects. Facilities Management will manage 56% of the total health and safety budget for FY10. Fleet Management will manage 37%, Emergency Medical Services will manage 6%, and Management Information Services will manage less than 1%.

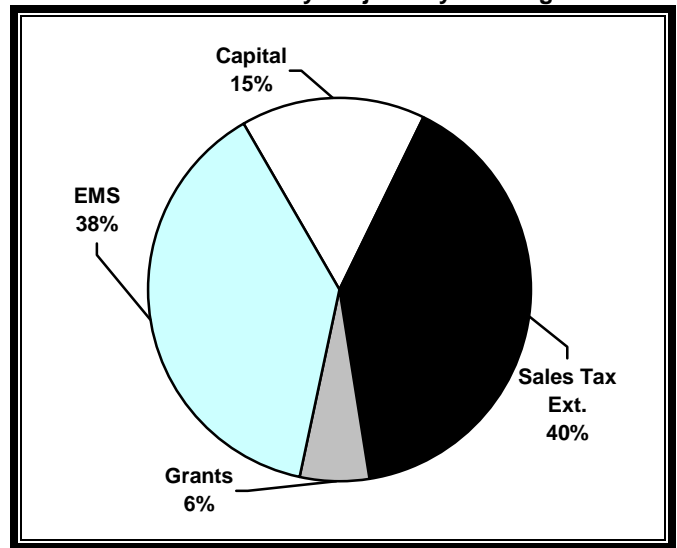
**Table 15.11
FY10 Health and Safety Projects by Managing Department**

<u>Managing Department</u>	<u># of Projects</u>	<u>FY10 Budget</u>
Emergency Medical Services	1	\$80,000
Facilities Management	3	\$759,666
Fleet Management	1	\$507,039
Management Information Services	1	\$12,500
Total	5	\$1,359,205

Funding Sources:

Figure 15.6 shows that the Sales Tax Fund (Fund 308) funds 40% (\$550,000) of the health and safety projects in FY10. The Emergency Medical Services MSTU Fund (Fund 135) funds 38% (\$519,539), the Capital Improvements Fund (Fund 305) 15% (\$209,666) and the Grants Fund (Fund 125) funds 6% (\$80,000).

**Figure 15.6
FY10 Health and Safety Projects by Funding Source**



Operating Budget Impacts:

Table 15.12 shows the estimated impacts that some Health and Safety projects may have on the operating budget. Impacts are shown in the fiscal year which they are anticipated to begin and the out years affected by additional operating costs. These impacts are only estimates and are subject to change.

**Table 15.12
FY10 Health and Safety Operating Budget Impacts**

<u>Project</u>	<u>Project #</u>	<u>FY10 Estimate</u>	<u>FY11 Estimate</u>	<u>FY12 Estimate</u>	<u>FY13 Estimate</u>	<u>FY14 Estimate</u>
Additional Ambulance & Equipment	096013	-	-	\$96,370	\$96,370	\$192,740
Digital Radio Communications System	096018	-	\$668,000	\$668,000	\$668,000	\$668,000
Total		\$0	\$668,000	\$764,370	\$764,370	\$860,740

**Leon County Government
FY 2010/FY 2014 Capital Improvement Program**

Health & Safety Index

Page	Project	#	<u>Life to Date FY 2008</u>	<u>Adj Bud FY 2009</u>	<u>FY 2010 Budget</u>	<u>FY10 - FY14 Total</u>	<u>Project Cost Total</u>
15-71	Additional Ambulance & Equipment	096013	166,263	157,000	-	381,650	704,913
15-72	Community Services Building HVAC	086026	-	25,739	164,471	164,471	190,210
15-73	Digital Radio Communications System	096018	2,482,212	6,704,637	-	-	9,186,849
15-74	Emergency Medical Services Equipment	096010	205,584	132,320	80,000	400,000	737,904
15-75	Emergency Medical Services Facility	096008	8,275	8,273,545	-	-	8,281,820
15-76	Emergency Medical Services Technology	076058	19,614	12,500	12,500	62,500	94,614
15-77	EMS Vehicle & Equipment Replacement	026014	1,356,488	482,895	507,039	2,977,235	4,816,618
15-78	Jail Roof Replacement	086031	4,440	3,020,996	550,000	681,291	3,706,727
15-79	Mobile Emergency Animal Shelter	096020	-	40,000	-	-	40,000
15-80	Public Safety Complex	096016	69,373	14,888,635	-	-	14,958,008
15-81	Robert Stevens Health Clinic Maintenance	086056	3,074	186,926	45,195	333,989	523,989
15-82	Sheriff Heliport Building Construction	086042	47,552	622,075	-	-	669,627
Health and Safety Total			\$4,362,875	\$34,547,268	\$1,359,205	\$5,001,136	\$43,911,279

The Capital Improvement projects highlighted are fully funded in FY09. It is anticipated that these projects will be carryforward into the next fiscal year.

**Leon County Government
FY 2010/FY 2014 Capital Improvement Program**

Additional Ambulance & Equipment

Dept/Div: Miscellaneous	Comp Plan CIE Project: N/A
Project #: 096013	Capital Improvement: N/A
Service Type: Health & Safety	Level of Service Standard: N/A
Status: Existing Project	Current Level of Service: N/A

Project Description/Justification

This project is for the purchase of additional medium duty ambulances and the associated equipment. The purchase of additional ambulances is needed in order to increase the level of service associated with the rise of emergency response calls and patient transports.

Financial Summary

Funding Source	Life To Date FY 2008	Adjusted Budget FY 2009	Year To Date FY 2009	FY 2010 Budget	FY 2011 Planned	FY 2012 Planned	FY 2013 Planned	FY 2014 Planned	5 Year Total	Total Project Cost
135 Emergency Medical Services MSTU	166,263	157,000	149,891	0	0	182,000	0	199,650	381,650	704,913
	<u>166,263</u>	<u>157,000</u>	<u>149,891</u>	<u>0</u>	<u>0</u>	<u>182,000</u>	<u>0</u>	<u>199,650</u>	<u>381,650</u>	<u>704,913</u>

Policy/Comprehensive Plan Information

N/A

Operating Budget Impact

This project will have annual impacts on the Emergency Medical Services operating budget once the vehicles have been purchased. The following are the estimated impacts anticipated:

FY12
 \$22,370 for costs such as vehicle coverage, preventative maintenance, and fuel/oil
 \$74,400 for machinery and equipment
 TOTAL = \$96,370

FY14
 \$22,370 for costs such as vehicle coverage, preventative maintenance, and fuel/oil
 \$74,400 for machinery and equipment
 TOTAL = \$96,370

Leon County Government
FY 2010/FY 2014 Capital Improvement Program

Community Services Building HVAC

Dept/Div: **Facilities Management**
 Project #: **086026**
 Service Type: **Health & Safety**
 Status: **Existing Project**

Comp Plan CIE Project: **N/A**
 Capital Improvement: **N/A**
 Level of Service Standard: **N/A**
 Current Level of Service: **N/A**

Project Description/Justification

This project will provide for the replacement of the heating ventilation air control system (HVAC) of the Community Services building which houses Pre-trial, Animal Control, and Mosquito Control staff. The existing system is aged and unable to properly serve the needs of the building occupants. Funding for FY09 will provide for architectural and engineering assessment with replacement occurring in FY10. The replacement will be done consistent with the Climate Action Plan.

Financial Summary

Funding Source	Life To Date FY 2008	Adjusted Budget FY 2009	Year To Date FY 2009	FY 2010 Budget	FY 2011 Planned	FY 2012 Planned	FY 2013 Planned	FY 2014 Planned	5 Year Total	Total Project Cost
305 Capital Improvements	0	25,739	0	164,471	0	0	0	0	164,471	190,210
	0	25,739	0	164,471	0	0	0	0	164,471	190,210

Policy/Comprehensive Plan Information

N/A

Operating Budget Impact

N/A



**Leon County Government
FY 2010/FY 2014 Capital Improvement Program**

Digital Radio Communications System

Dept/Div:	Miscellaneous	Comp Plan CIE Project:	N/A
Project #:	096018	Capital Improvement:	N/A
Service Type:	Health & Safety	Level of Service Standard:	N/A
Status:	Existing Project - FY09 Carryforward	Current Level of Service:	N/A

Project Description/Justification

This project is for the purchase of a new digital radio communication system by Leon County, the City of Tallahassee, and the Leon County Sheriff's Office. The County, Sheriff, and City currently jointly operate the existing analog radio system pursuant to a 1999 Interlocal Agreement and the 2006 Memorandum of Agreement establishing the Public Safety Communications Board (PSCB). On December 11, 2007 meeting, the Board authorized the purchase of the digital radio system and an interlocal agreement with the City of Tallahassee and Leon County Sheriff's Office. It is anticipated that this project will be complete in the Fall of 2009.

Financial Summary

Funding Source	Life To Date FY 2008	Adjusted Budget FY 2009	Year To Date FY 2009	FY 2010 Budget	FY 2011 Planned	FY 2012 Planned	FY 2013 Planned	FY 2014 Planned	5 Year Total	Total Project Cost
135 Emergency Medical Services MSTU	41,819	195,519	92,561	0	0	0	0	0	0	237,338
305 Capital Improvements	2,440,393	6,509,118	4,690,433	0	0	0	0	0	0	8,949,511
	<u>2,482,212</u>	<u>6,704,637</u>	<u>4,782,994</u>	<u>0</u>	<u>0</u>	<u>0</u>	<u>0</u>	<u>0</u>	<u>0</u>	<u>9,186,849</u>

Policy/Comprehensive Plan Information

December 2007, Interlocal Agreement with the City of Tallahassee and Leon County's Sheriff's Office. The agreement provides for the following:
The agreement provides for the following:

- The County/Sheriff and the City each have 50% ownership interest in the system.
- The cost to acquire the system is as follows: Infrastructure is evenly divided between the City and County. Individual subscriber units and consoles are borne directly by the user.
- Rebanding funds to be received from Nextel is calculated on individual subscribers and will be distributed accordingly to the City and County.
- The City currently owns the FCC licenses necessary to operate the radio system. The City will continue to own these licenses. At some point in the future, if the City desires to proceed with an alternative system and the County and/or Sheriff wish to maintain the digital radio system, sufficient licenses would be made available for such continued operation.
- The existing interlocal agreement governing the analog radio system will terminate Oct. 1, 2008.
- The County and City are each responsible for 50% of the maintenance costs.

Operating Budget Impact

According to the contract with Motorola, the radio communications system is under warranty during the first year it is fully operational. Therefore, Motorola will be responsible for the first year of maintenance. After the warranty expires, the County and the City will each be responsible for 50% of the maintenance costs. This is consistent with the Interlocal Agreement implemented in December 2007. The County's share of the on-going maintenance costs are approximately \$668,000 per year. Funds for this maintenance are derived through the \$12.50 moving violations surcharge which is dedicated to emergency communications.

**Leon County Government
FY 2010/FY 2014 Capital Improvement Program**

Emergency Medical Services Equipment

Dept/Div: Miscellaneous	Comp Plan CIE Project: N/A
Project #: 096010	Capital Improvement: N/A
Service Type: Health & Safety	Level of Service Standard: N/A
Status: Existing Project	Current Level of Service: N/A

Project Description/Justification

This project is for the purchase of new and replacement Emergency Medical Services equipment. Included in this project is personal protective equipment for EMS personnel, automated external defibrillators to be placed in County facilities, replacement splinting and patient moving devices such as stretchers and special operations/mass casualty preparedness equipment. This project is funded by a Florida Department of Health grant.

Financial Summary

Funding Source	Life To Date FY 2008	Adjusted Budget FY 2009	Year To Date FY 2009	FY 2010 Budget	FY 2011 Planned	FY 2012 Planned	FY 2013 Planned	FY 2014 Planned	5 Year Total	Total Project Cost
125 Grants	56,524	132,320	105,827	80,000	80,000	80,000	80,000	80,000	400,000	588,844
135 Emergency Medical Services MSTU	149,060	0	0	0	0	0	0	0	0	149,060
	<u>205,584</u>	<u>132,320</u>	<u>105,827</u>	<u>80,000</u>	<u>80,000</u>	<u>80,000</u>	<u>80,000</u>	<u>80,000</u>	<u>400,000</u>	<u>737,904</u>

Policy/Comprehensive Plan Information

N/A

Operating Budget Impact

N/A

Leon County Government
FY 2010/FY 2014 Capital Improvement Program

Emergency Medical Services Facility

Dept/Div:	Facilities Management	Comp Plan CIE Project:	N/A
Project #:	096008	Capital Improvement:	N/A
Service Type:	Health & Safety	Level of Service Standard:	N/A
Status:	Existing Project - FY09 Carryforward	Current Level of Service:	N/A

Project Description/Justification

This project is for the construction of a permanent Emergency Medical Services facility. The facility will be a co-located with the Fire Administration Buildings according to the Interlocal Agreement between Leon County and the City of Tallahassee for the functional consolidation of EMS and Fire Services. The facility will be part of the Public Safety Complex which will house the Joint Dispatch Center, Traffic Management Center, and Emergency Operations Center. Critical functions of this building will be constructed to resist weather related disasters and a protected ambulance storage facility will also be included.

Financial Summary

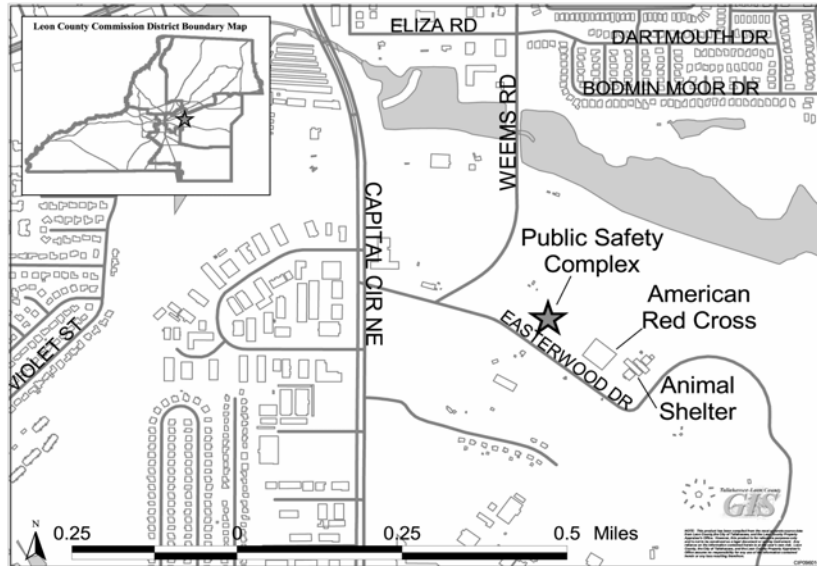
Funding Source	Life To Date FY 2008	Adjusted Budget FY 2009	Year To Date FY 2009	FY 2010 Budget	FY 2011 Planned	FY 2012 Planned	FY 2013 Planned	FY 2014 Planned	5 Year Total	Total Project Cost
135 Emergency Medical Services MSTU	8,275	0	0	0	0	0	0	0	0	8,275
305 Capital Improvements	0	8,273,545	0	0	0	0	0	0	0	8,273,545
	<u>8,275</u>	<u>8,273,545</u>	<u>0</u>	<u>0</u>	<u>0</u>	<u>0</u>	<u>0</u>	<u>0</u>	<u>0</u>	<u>8,281,820</u>

Policy/Comprehensive Plan Information

Interlocal Agreement between Leon County and the City of Tallahassee for the functional consolidation of the Emergency Medical and Fire Services.

Operating Budget Impact

The estimated annual impacts that this project will have on the operating budget once the facility is in operation have not been determined due to the fact that the specifics of the project have not been finalized.



**Leon County Government
FY 2010/FY 2014 Capital Improvement Program**

Emergency Medical Services Technology

Dept/Div:	Management Information Services	Comp Plan CIE Project:	N/A
Project #:	076058	Capital Improvement:	N/A
Service Type:	Health & Safety	Level of Service Standard:	N/A
Status:	Existing Project	Current Level of Service:	N/A

Project Description/Justification

This project is for technology needs for Emergency Medical Services. Funding is provided for the replacement of five radios per year over the next five years.

Financial Summary

Funding Source	Life To Date FY 2008	Adjusted Budget FY 2009	Year To Date FY 2009	FY 2010 Budget	FY 2011 Planned	FY 2012 Planned	FY 2013 Planned	FY 2014 Planned	5 Year Total	Total Project Cost
135 Emergency Medical Services MSTU	19,614	12,500	0	12,500	12,500	12,500	12,500	12,500	62,500	94,614
	<u>19,614</u>	<u>12,500</u>	<u>0</u>	<u>12,500</u>	<u>12,500</u>	<u>12,500</u>	<u>12,500</u>	<u>12,500</u>	<u>62,500</u>	<u>94,614</u>

Policy/Comprehensive Plan Information

N/A

Operating Budget Impact

N/A

**Leon County Government
FY 2010/FY 2014 Capital Improvement Program**

Emergency Medical Services Vehicle & Equipment Replacement

Dept/Div:	Fleet Management	Comp Plan CIE Project:	N/A
Project #:	026014	Capital Improvement:	N/A
Service Type:	Health & Safety	Level of Service Standard:	N/A
Status:	Existing Project	Current Level of Service:	N/A

Project Description/Justification

This project is for the replacement of Emergency Medical Services vehicles and equipment. Existing light duty ambulances will be replaced with medium duty ambulances. The County has a replacement schedule for every ambulance, which is based on anticipated millage of the vehicle. The following is the FY10 replacement schedule:

Unit	Year/Make	Description	Mileage	Acquis.	Repair	Replace
4002 2003	FORD	F-350 Ambulance	159,020	\$87,625	\$74,145	\$169,013
4028 2003	FORD	F-350 Ambulance	121,009	\$89,625	\$37,534	\$169,013
4029 2003	FORD	F-350 Ambulance	114,654	\$89,625	\$50,599	\$169,013

Financial Summary

<u>Funding Source</u>	<u>Life To Date FY 2008</u>	<u>Adjusted Budget FY 2009</u>	<u>Year To Date FY 2009</u>	<u>FY 2010 Budget</u>	<u>FY 2011 Planned</u>	<u>FY 2012 Planned</u>	<u>FY 2013 Planned</u>	<u>FY 2014 Planned</u>	<u>5 Year Total</u>	<u>Total Project Cost</u>
135 Emergency Medical Services MSTU	1,356,488	482,895	473,160	507,039	709,856	612,250	514,292	633,798	2,977,235	4,816,618
	<u>1,356,488</u>	<u>482,895</u>	<u>473,160</u>	<u>507,039</u>	<u>709,856</u>	<u>612,250</u>	<u>514,292</u>	<u>633,798</u>	<u>2,977,235</u>	<u>4,816,618</u>

Policy/Comprehensive Plan Information

N/A

Operating Budget Impact

N/A

**Leon County Government
FY 2010/FY 2014 Capital Improvement Program**

Jail Roof Replacement

Dept/Div:	Facilities Management	Comp Plan CIE Project:	N/A
Project #:	086031	Capital Improvement:	N/A
Service Type:	Health & Safety	Level of Service Standard:	N/A
Status:	Existing Project	Current Level of Service:	N/A

Project Description/Justification

This project is for preventive maintenance and ultimate replacement of the roof at the Leon County Jail and Annex. After an inspection of the roof, the current contractor has completed the repairs and suggested a preventive program until the replacement assessment scheduled for FY10.

Financial Summary

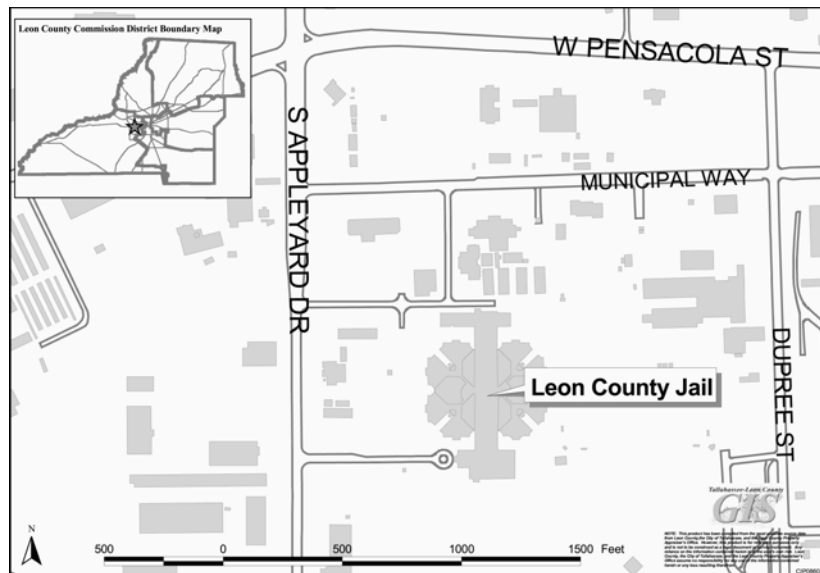
Funding Source	Life To Date FY 2008	Adjusted Budget FY 2009	Year To Date FY 2009	FY 2010 Budget	FY 2011 Planned	FY 2012 Planned	FY 2013 Planned	FY 2014 Planned	5 Year Total	Total Project Cost
305 Capital Improvements	4,440	0	0	0	0	0	0	0	0	4,440
308 Sales Tax	0	3,020,996	0	550,000	131,291	0	0	0	681,291	3,702,287
	<u>4,440</u>	<u>3,020,996</u>	<u>0</u>	<u>550,000</u>	<u>131,291</u>	<u>0</u>	<u>0</u>	<u>0</u>	<u>681,291</u>	<u>3,706,727</u>

Policy/Comprehensive Plan Information

N/A

Operating Budget Impact

N/A



**Leon County Government
FY 2010/FY 2014 Capital Improvement Program**

Mobile Emergency Animal Shelter

Dept/Div: Miscellaneous	Comp Plan CIE Project: N/A
Project #: 096020	Capital Improvement: N/A
Service Type: Health & Safety	Level of Service Standard: N/A
Status: Existing Project - FY09 Carryforward	Current Level of Service: N/A

Project Description/Justification

This project is for the purchase of a mobile emergency animal shelter. During the January 15, 2009 Emergency Management Workshop, the Board requested that staff purchase a Mobile Emergency Animal Shelter Unit that could be use in the event of an emergency.

Financial Summary

Funding Source	Life To Date FY 2008	Adjusted Budget FY 2009	Year To Date FY 2009	FY 2010 Budget	FY 2011 Planned	FY 2012 Planned	FY 2013 Planned	FY 2014 Planned	5 Year Total	Total Project Cost
305 Capital Improvements	0	40,000	2,669	0	0	0	0	0	0	40,000
	<u>0</u>	<u>40,000</u>	<u>2,669</u>	<u>0</u>	<u>0</u>	<u>0</u>	<u>0</u>	<u>0</u>	<u>0</u>	<u>40,000</u>

Policy/Comprehensive Plan Information

N/A

Operating Budget Impact

N/A

**Leon County Government
FY 2010/FY 2014 Capital Improvement Program**

Public Safety Complex

Dept/Div:	Facilities Management	Comp Plan CIE Project:	N/A
Project #:	096016	Capital Improvement:	N/A
Service Type:	Health & Safety	Level of Service Standard:	N/A
Status:	Existing Project - FY09 Carryforward	Current Level of Service:	N/A

Project Description/Justification

This project is for the construction of a Leon County, City of Tallahassee, and Leon County Sheriff's Office Public Safety Complex. The establishment of a Public Safety Communication Board (PSCB) was approved by the County Commission on April 25, 2006 and by the City Commission on April 26, 2006.

Leon County, City of Tallahassee, and Leon County Sheriff's Office have agreed to pursue the public safety communication project and are beginning to move forward with the consolidation of dispatching law enforcement and emergency personnel. A facility will be constructed that will include the dispatch services for the Leon County Sheriff's Office, the Tallahassee Police Department, Leon County Emergency Medical Services, and the Tallahassee Fire Department. It is currently anticipated that these dispatch services will be co-located in the Public Safety Complex with the City of Tallahassee Transportation Management Center, Emergency Medical Services and Fire Administration, and Leon County's Emergency Operations Center. The American Red Cross building will be located on the same property in order to create a campus environment.

Financial Summary

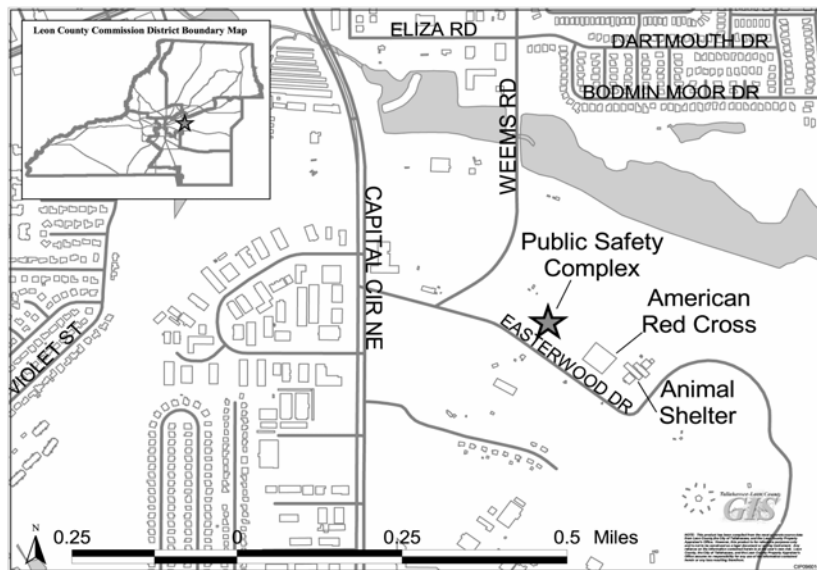
Funding Source	Life To Date FY 2008	Adjusted Budget FY 2009	Year To Date FY 2009	FY 2010 Budget	FY 2011 Planned	FY 2012 Planned	FY 2013 Planned	FY 2014 Planned	5 Year Total	Total Project Cost
125 Grants	0	400,000	0	0	0	0	0	0	0	400,000
305 Capital Improvements	69,373	14,488,635	456,160	0	0	0	0	0	0	14,558,008
	<u>69,373</u>	<u>14,888,635</u>	<u>456,160</u>	<u>0</u>	<u>0</u>	<u>0</u>	<u>0</u>	<u>0</u>	<u>0</u>	<u>14,958,008</u>

Policy/Comprehensive Plan Information

December 13, 2006 - Memorandum of Agreement

Operating Budget Impact

The estimated annual impacts that this project will have on the operating budget once the facility is in operation have not been determined due to the fact that the specifics of the project have not been finalized.



Robert Stevens Health Clinic Maintenance

Dept/Div: Facilities Management	Comp Plan CIE Project: N/A
Project #: 086056	Capital Improvement: N/A
Service Type: Health & Safety	Level of Service Standard: N/A
Status: Existing Project	Current Level of Service: N/A

Project Description/Justification

Previous funding provided for the replacement of the roof at the Robert Stevens Health Clinic. The existing roof currently had 15 year old fiberglass shingles. The shingles edges are starting to curl thus allowing blowing rain to penetrate into the roof sub-straight. The building had multiple roof leaks throughout as a result of wear. Funding in FY08 provided for architectural and engineering assessment with replacement occurring in FY09.

Additionally the air condition/heating system will be replaced. The current system has begun to show signs of failure and requires large amounts of staff time to repair and maintain. Funding in FY10 provides for architectural and engineering assessment with replacement occurring in FY11.

Financial Summary

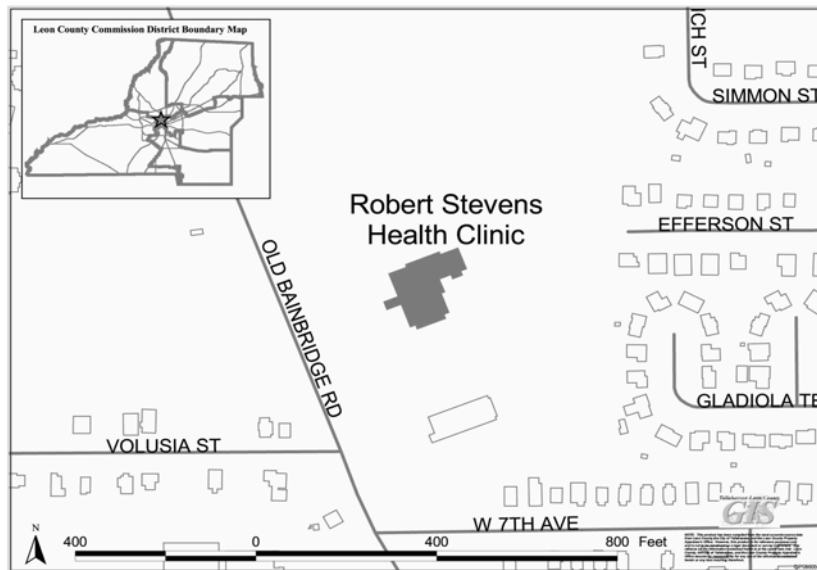
Funding Source	Life To Date FY 2008	Adjusted Budget FY 2009	Year To Date FY 2009	FY 2010 Budget	FY 2011 Planned	FY 2012 Planned	FY 2013 Planned	FY 2014 Planned	5 Year Total	Total Project Cost
305 Capital Improvements	3,074	186,926	105,888	45,195	288,794	0	0	0	333,989	523,989
	<u>3,074</u>	<u>186,926</u>	<u>105,888</u>	<u>45,195</u>	<u>288,794</u>	<u>0</u>	<u>0</u>	<u>0</u>	<u>333,989</u>	<u>523,989</u>

Policy/Comprehensive Plan Information

N/A

Operating Budget Impact

N/A



Leon County Government
FY 2010/FY 2014 Capital Improvement Program

Sheriff Heliport Building Construction

Dept/Div:	Facilities Management	Comp Plan CIE Project:	N/A
Project #:	086042	Capital Improvement:	N/A
Service Type:	Health & Safety	Level of Service Standard:	N/A
Status:	Existing Project - FY09 Carryforward	Current Level of Service:	N/A

Project Description/Justification

This project is for the removal and replacement of a wing of the existing helicopter hanger at the Tallahassee Regional Airport utilized by the Sheriff's Office. The current building has a wood frame and floods during storm activity due to improper drainage. The replacement will be a pre-engineered metal building which will match the existing main building. The interior will consist of office space, a kitchenette, rest rooms, and a fire-rated mezzanine for parts storage.

Financial Summary

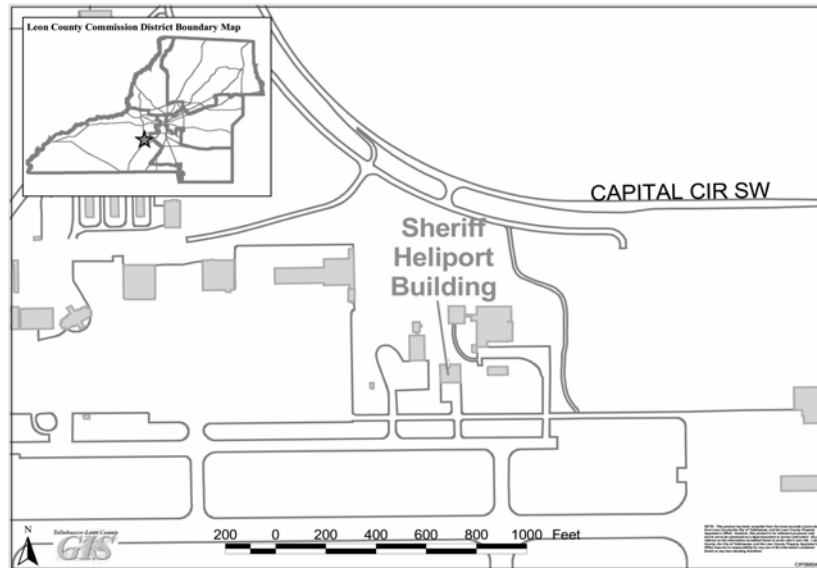
Funding Source	Life To Date FY 2008	Adjusted Budget FY 2009	Year To Date FY 2009	FY 2010 Budget	FY 2011 Planned	FY 2012 Planned	FY 2013 Planned	FY 2014 Planned	5 Year Total	Total Project Cost
305 Capital Improvements	47,552	622,075	101,286	0	0	0	0	0	0	669,627
	<u>47,552</u>	<u>622,075</u>	<u>101,286</u>	<u>0</u>	<u>0</u>	<u>0</u>	<u>0</u>	<u>0</u>	<u>0</u>	<u>669,627</u>

Policy/Comprehensive Plan Information

N/A

Operating Budget Impact

N/A



Solid Waste Overview

The Solid Waste section contains capital improvement projects designed to facilitate the provision, maintenance, and operation of services associated with the collection and disposal of garbage, refuse, and solid waste. Major solid waste capital projects funded in FY10 include: Landfill Improvements, Transfer Station Improvements, and Vehicle and Heavy Equipment Replacements.

Managing Departments:

Table 15.13 shows that Solid Waste will manage all of the FY09 solid waste capital improvement projects.

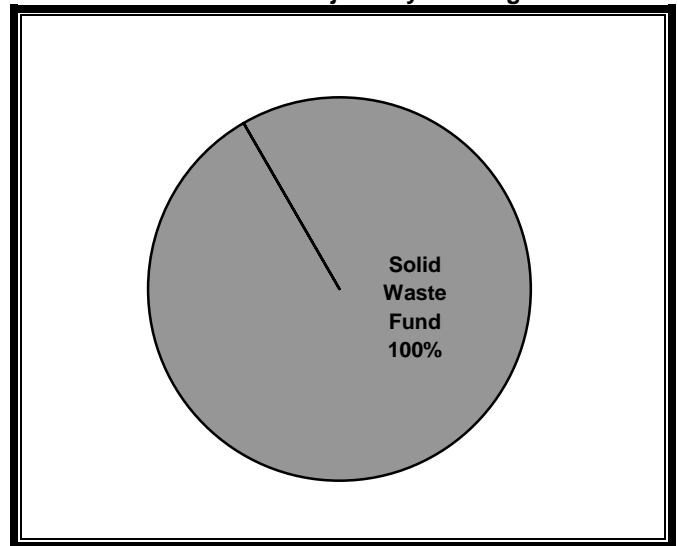
Funding Sources:

Figure 15.7 shows that 100% of the solid waste projects are funded in FY10 by the Solid Waste Fund (Fund 401).

**Table 15.13
FY10 Solid Waste Projects by Managing Department**

<u>Managing Department</u>	<u># of Projects</u>	<u>FY10 Budget</u>
Solid Waste Management	4	\$1,337,500
Total	4	\$1,337,500

**Figure 15.7
FY10 Solid Waste Projects by Funding Source**



Operating Budget Impacts:

Table 15.14 shows the estimated impacts that some Solid Waste projects may have on the operating budget. Impacts are shown in the fiscal year which they are anticipated to begin and the out years affected by additional operating costs. These impacts are only estimates and are subject to change.

**Table 15.14
FY10 Solid Waste Operating Budget Impacts**

<u>Project</u>	<u>Project #</u>	<u>FY10 Estimate</u>	<u>FY11 Estimate</u>	<u>FY12 Estimate</u>	<u>FY13 Estimate</u>	<u>FY14 Estimate</u>
Household Hazardous Waste Collection Center	036019	\$2,400	\$2,400	\$2,400	\$2,400	\$2,400
Resource Recovery Area	036021	-	(\$15,600)	(\$15,600)	(\$15,600)	(\$15,600)
Rural Waste Service Center Compaction Equip.	036027	\$2,300	\$2,300	\$2,300	\$2,300	\$2,300
Total		\$4,700	(\$10,900)	(\$10,900)	(\$10,900)	(\$10,900)

**Leon County Government
FY 2010/FY 2014 Capital Improvement Program**

Solid Waste Index

Page	Project	#	<u>Life to Date</u> FY 2008	<u>Adj Bud</u> FY 2009	<u>FY 2010</u> Budget	<u>FY10 - FY14</u> Total	<u>Project</u> Total
15-85	Household Hazardous Waste Collection Center	036019	-	531,000	-	-	531,000
15-86	Household Hazardous Waste Locker	036016	-	24,000	-	-	24,000
15-87	Landfill Improvements	036002	452,761	115,412	140,000	540,000	1,108,173
15-88	Rural Waste Service Center Compact Equipment	036027	48,890	86,000	-	-	134,890
15-89	Solid Waste Facility Heavy Equipment & Vehicle Replacement	036003	1,120,171	354,043	350,000	3,081,481	4,555,695
15-90	Transfer Station Heavy Equipment Replacement	036010	1,008,465	149,500	435,500	1,934,000	3,091,965
15-91	Transfer Station Improvements	036023	5,498	169,503	412,000	712,000	887,001
Solid Waste Index			\$2,635,785	\$1,429,458	\$1,337,500	\$6,267,481	\$9,046,214

The Capital Improvement projects highlighted are fully funded in FY09. It is anticipated that these projects will be carryforward into the next fiscal year.

Household Hazardous Waste Collection Center

Dept/Div:	Solid Waste	Comp Plan CIE Project:	N/A
Project #:	036019	Capital Improvement:	N/A
Service Type:	Solid Waste	Level of Service Standard:	N/A
Status:	Existing Project - FY09 Carryforward	Current Level of Service:	N/A

Project Description/Justification

This project is for the replacement of the existing Household Hazardous Waste Collection Center at the Solid Waste Management Facility with a drive-thru facility. This project will increase the level of customer service, increase staff efficiency, and provide a safer work environment during inclement weather. The current collection center will be converted into a reuse center.

Financial Summary

Funding Source	Life To Date FY 2008	Adjusted Budget FY 2009	Year To Date FY 2009	FY 2010 Budget	FY 2011 Planned	FY 2012 Planned	FY 2013 Planned	FY 2014 Planned	5 Year Total	Total Project Cost
401 Solid Waste	0	531,000	0	0	0	0	0	0	0	531,000
	<u>0</u>	<u>531,000</u>	<u>0</u>	<u>0</u>	<u>0</u>	<u>0</u>	<u>0</u>	<u>0</u>	<u>0</u>	<u>531,000</u>

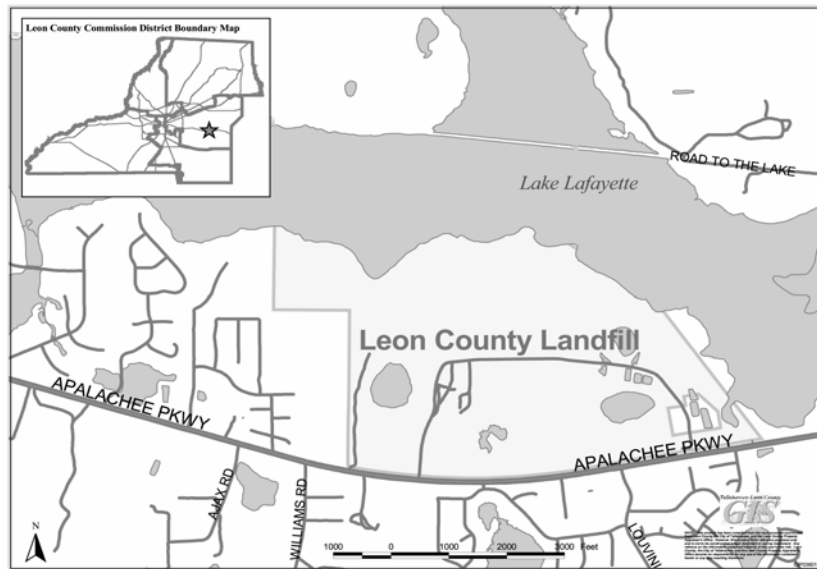
Policy/Comprehensive Plan Information

Florida Statutes Chapter 403.706 and Florida Administrative Code Chapter 62-703 regulate household hazardous waste collection and disposal activities. These materials must be collected and stored in areas not exposed to rainfall.
 Solid Waste Management Division FY06-FY10 Business Plan (2005)
 Solid Waste Element of the Comprehensive Plan, Policy 2.1.1.

Operating Budget Impact

This project will have annual impacts on the Solid Waste operating budget once the collection center is complete. The following are the estimated impacts anticipated to begin in FY10:

\$2,400 for costs such as utilities and communications



Leon County Government
FY 2010/FY 2014 Capital Improvement Program

Household Hazardous Waste Locker

Dept/Div:	Solid Waste	Comp Plan CIE Project:	N/A
Project #:	036016	Capital Improvement:	N/A
Service Type:	Solid Waste	Level of Service Standard:	N/A
Status:	Existing Project - FY09 Carryforward	Current Level of Service:	N/A

Project Description/Justification

New household hazardous waste (HHW) lockers are needed for temporary storage of flammable, corrosive, explosive, and poisonous waste materials. This project is to acquire two prefabricated units @ \$12,000 each. The existing HHW storage locker is rusted beyond repair. Floor and storage space in and around the HHW Collection Center can be better utilized by purchasing two smaller lockers to replace the single existing locker. This project was delayed pending completion of the Master Site Plan for the Apalachee Solid Waste Management Facility.

Financial Summary

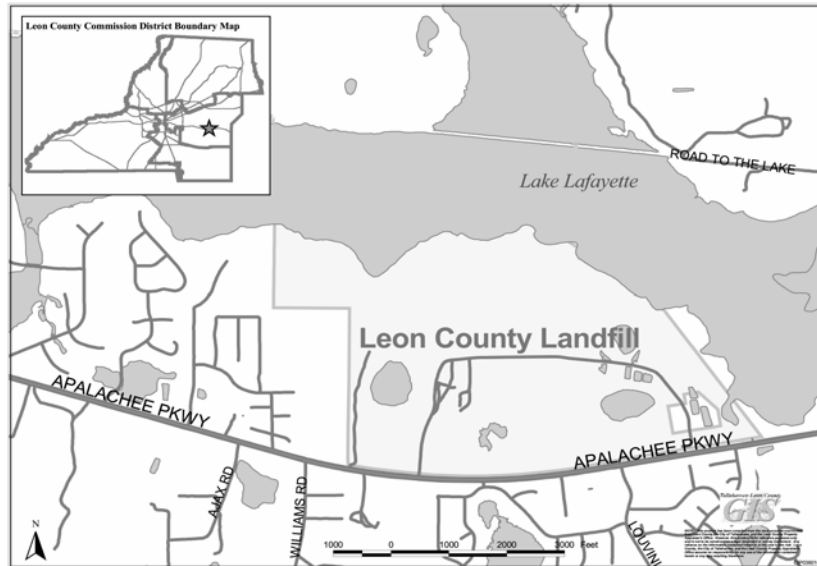
Funding Source	Life To Date FY 2008	Adjusted Budget FY 2009	Year To Date FY 2009	FY 2010 Budget	FY 2011 Planned	FY 2012 Planned	FY 2013 Planned	FY 2014 Planned	5 Year Total	Total Project Cost
401 Solid Waste	0	24,000	0	0	0	0	0	0	0	24,000
	0	24,000	0	0	0	0	0	0	0	24,000

Policy/Comprehensive Plan Information

Chapter 403.7265, Florida Statutes and Chapter 62-731 governs Household Hazardous Waste Management programs. Associated best management practices dictate that storage of flammable, corrosive, explosive and poisonous materials must be stored in lockers specifically designed for these type materials. This project is included in the Solid Waste Management Division FY06-FY10 Business Plan approved by the Board on April 13, 2005, and is included in the current 5 year proforma.

Operating Budget Impact

N/A



**Leon County Government
FY 2010/FY 2014 Capital Improvement Program**

Landfill Improvements

Dept/Div:	Solid Waste	Comp Plan CIE Project:	N/A
Project #:	036002	Capital Improvement:	N/A
Service Type:	Solid Waste	Level of Service Standard:	N/A
Status:	Existing Project	Current Level of Service:	N/A

Project Description/Justification

This project is for the ongoing improvements to the landfill at the Solid Waste Management Facility. Improvements include laying sod, resurfacing haul roads, dirt coverage, and other post closure activities.

Financial Summary

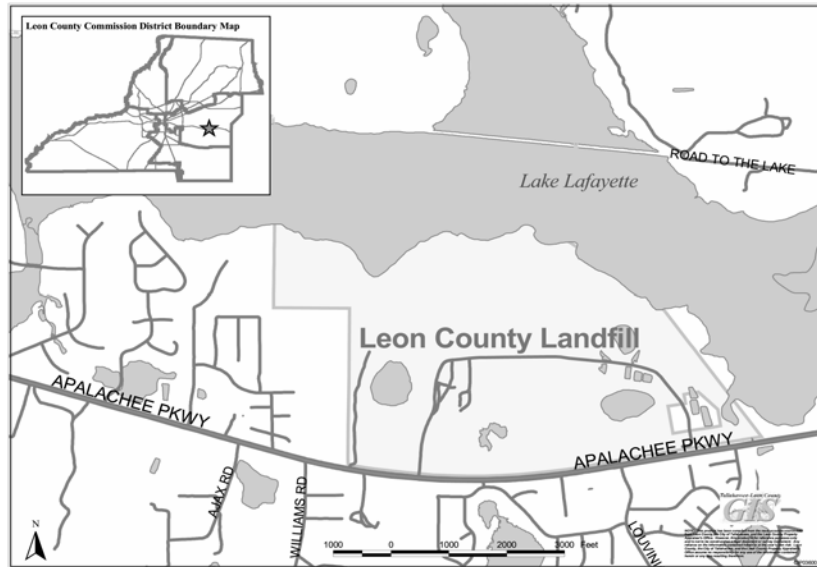
Funding Source	Life To Date FY 2008	Adjusted Budget FY 2009	Year To Date FY 2009	FY 2010 Budget	FY 2011 Planned	FY 2012 Planned	FY 2013 Planned	FY 2014 Planned	5 Year Total	Total Project Cost
401 Solid Waste	602,831	115,415	81,081	140,000	100,000	100,000	100,000	100,000	540,000	1,258,246
	<u>602,831</u>	<u>115,415</u>	<u>81,081</u>	<u>140,000</u>	<u>100,000</u>	<u>100,000</u>	<u>100,000</u>	<u>100,000</u>	<u>540,000</u>	<u>1,258,246</u>

Policy/Comprehensive Plan Information

Florida Statutes Chapter 403.706 - governs closure and post closure of landfills
 Florida Administrative Code Chapter 62-701 - governs closure and post closure of landfills
 Florida Department of Environmental Protection Operating Permit - mandates maintenance of the closed landfill cell
 Post closure rules require subsidence areas of the Phase I Landfill to be filled to prevent ponding and allow for routine mowing

Operating Budget Impact

N/A



**Leon County Government
FY 2010/FY 2014 Capital Improvement Program**

Rural Waste Service Center Compaction Equipment

Dept/Div:	Solid Waste	Comp Plan CIE Project:	N/A
Project #:	036027	Capital Improvement:	N/A
Service Type:	Solid Waste	Level of Service Standard:	N/A
Status:	Existing Project - FY09 Carryforward	Current Level of Service:	N/A

Project Description/Justification

This project is for the purchase of new and replacement compaction equipment at the Rural Waste Service Centers. The existing equipment is beyond its useful life expectancy and performs well below standards. Also, the lack of an adequate number of serviceable compactor and roll-off boxes necessitates hauling of empty containers.

Financial Summary

Funding Source	Life To Date FY 2008	Adjusted Budget FY 2009	Year To Date FY 2009	FY 2010 Budget	FY 2011 Planned	FY 2012 Planned	FY 2013 Planned	FY 2014 Planned	5 Year Total	Total Project Cost
401 Solid Waste	48,890	86,000	0	0	0	0	0	0	0	134,890
	<u>48,890</u>	<u>86,000</u>	<u>0</u>	<u>0</u>	<u>0</u>	<u>0</u>	<u>0</u>	<u>0</u>	<u>0</u>	<u>134,890</u>

Policy/Comprehensive Plan Information

Solid Waste Element of the Comprehensive Plan, Goal 1

Operating Budget Impact

This project will have annual impacts on the Solid Waste operating budget once the equipment is purchased. The following are the estimated impacts anticipated to begin in FY10:

\$2,300 for costs such as utilities and contractual services

**Leon County Government
FY 2010/FY 2014 Capital Improvement Program**

Solid Waste Facility Heavy Equipment & Vehicle Replacement

Dept/Div:	Solid Waste	Comp Plan CIE Project:	N/A
Project #:	036003	Capital Improvement:	N/A
Service Type:	Solid Waste	Level of Service Standard:	N/A
Status:	Existing Project	Current Level of Service:	N/A

Project Description/Justification

This project is for the replacement of landfill vehicles and equipment. The following is the FY10 replacement schedule:

Unit	Year/Make	Description	Mileage	Acquis.	Repair	Replace
1188	1995 JOHN DEERE	TRACTOR/LOADER	1375	\$13,606	\$14,303	\$50,000
1509	2000 FORD F-750	2 1/2 HOOK LIFT	174,815	\$65,235	\$34,072	\$105,000
1641	2003 VOLVO	ROLL-OFF-OFF	170,924	\$94,412	\$72,190	\$145,000
1649	2002 BROCE	POWERED BROOM	950	\$29,429	\$19,295	\$50,000

Financial Summary

Funding Source	Life To Date FY 2008	Adjusted Budget FY 2009	Year To Date FY 2009	FY 2010 Budget	FY 2011 Planned	FY 2012 Planned	FY 2013 Planned	FY 2014 Planned	5 Year Total	Total Project Cost
401 Solid Waste	1,120,171	354,043	320,314	350,000	342,500	661,091	827,890	900,000	3,081,481	4,555,695
	<u>1,120,171</u>	<u>354,043</u>	<u>320,314</u>	<u>350,000</u>	<u>342,500</u>	<u>661,091</u>	<u>827,890</u>	<u>900,000</u>	<u>3,081,481</u>	<u>4,555,695</u>

Policy/Comprehensive Plan Information

Florida Statutes Chapter 62-701.500(11) - requires landfill operators to have sufficient equipment to ensure proper operation including sufficient reserve equipment for breakdowns

Operating Budget Impact

N/A

**Leon County Government
FY 2010/FY 2014 Capital Improvement Program**

Transfer Station Heavy Equipment Replacement

Dept/Div:	Solid Waste	Comp Plan CIE Project:	N/A
Project #:	036010	Capital Improvement:	N/A
Service Type:	Solid Waste	Level of Service Standard:	N/A
Status:	Existing Project	Current Level of Service:	N/A

Project Description/Justification

This project is for the replacement of transfer station equipment. The following is the FY10 replacement schedule.

Unit	Year/Make	Description	Mileage	Acquis.	Repair	Replace
1700	2003 TEXTRON	GOLF CART	464	\$4,514	\$1,141	\$10,500
1710	2003 MAD VAC	LITTER COLLECTOR	862	\$25,392	\$25,392	\$30,366
1953	2006 JOHN DEERE	744 WASTE HANDLER	5,242	\$330,598	\$30,366	\$375,000

Financial Summary

<u>Funding Source</u>	<u>Life To Date FY 2008</u>	<u>Adjusted Budget FY 2009</u>	<u>Year To Date FY 2009</u>	<u>FY 2010 Budget</u>	<u>FY 2011 Planned</u>	<u>FY 2012 Planned</u>	<u>FY 2013 Planned</u>	<u>FY 2014 Planned</u>	<u>5 Year Total</u>	<u>Total Project Cost</u>
401 Solid Waste	1,008,465	149,500	43,233	435,500	150,000	410,000	451,000	487,500	1,934,000	3,091,965
	<u>1,008,465</u>	<u>149,500</u>	<u>43,233</u>	<u>435,500</u>	<u>150,000</u>	<u>410,000</u>	<u>451,000</u>	<u>487,500</u>	<u>1,934,000</u>	<u>3,091,965</u>

Policy/Comprehensive Plan Information

Florida Statutes Chapter 403

Florida Administrative Code Rule 62-701

Florida Department of Environmental Protection Operating Permit - requires sufficient equipment, including backup equipment, to promptly remove the waste from the tip floor each day, on a first in, first out basis. No waste is allowed on the tip floor overnight.

Operating Budget Impact

N/A

**Leon County Government
FY 2010/FY 2014 Capital Improvement Program**

Transfer Station Improvements

Dept/Div: Solid Waste	Comp Plan CIE Project: N/A
Project #: 036023	Capital Improvement: N/A
Service Type: Solid Waste	Level of Service Standard: N/A
Status: Existing Project	Current Level of Service: N/A

Project Description/Justification

This project is for the ongoing improvements at the Transfer Station. Normal wear and tear of the concrete tipping floor and paved surfaces on the site require ongoing maintenance and repairs such as sealing cracks and resurfacing.

Financial Summary

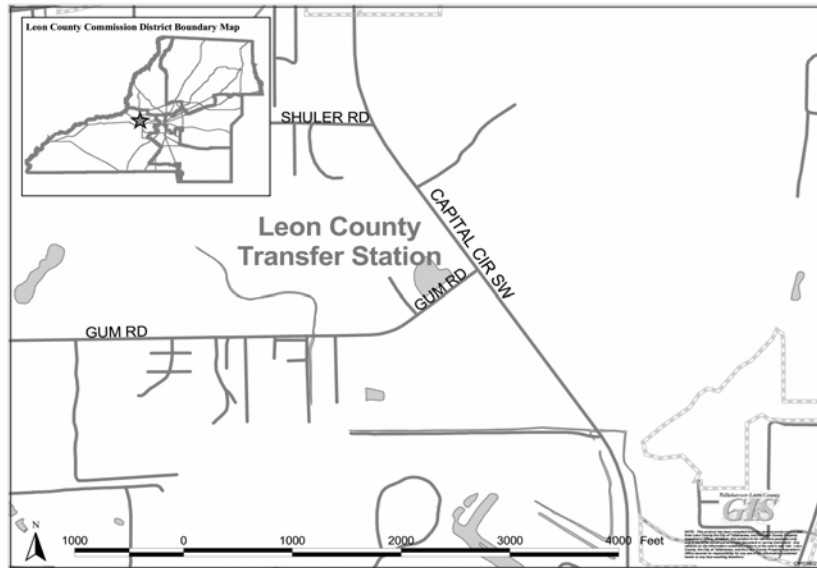
Funding Source	Life To Date FY 2008	Adjusted Budget FY 2009	Year To Date FY 2009	FY 2010 Budget	FY 2011 Planned	FY 2012 Planned	FY 2013 Planned	FY 2014 Planned	5 Year Total	Total Project Cost
401 Solid Waste	5,498	169,503	0	412,000	50,000	50,000	100,000	100,000	712,000	887,001
	<u>5,498</u>	<u>169,503</u>	<u>0</u>	<u>412,000</u>	<u>50,000</u>	<u>50,000</u>	<u>100,000</u>	<u>100,000</u>	<u>712,000</u>	<u>887,001</u>

Policy/Comprehensive Plan Information

Florida Statutes Chapter 403.706
 Florida Administrative Code Chapter 62-701.701
 Solid Waste Element of the Comprehensive Plan

Operating Budget Impact

N/A





Stormwater Overview

The stormwater section contains capital improvement projects designed to facilitate the provision, maintenance, and operation of flood control and stormwater management programs and facilities. Major stormwater capital projects funded in FY10 include: CARDS Stormwater Program, Lexington Pond Retrofit, and Stormwater and Transportation Improvements.

Managing Departments:

Table 15.15 shows that Engineering Services will manage the majority of the FY10 stormwater capital improvement projects. Engineering Services will manage 87% of the total stormwater budget for FY10. Fleet Management will manage 13%.

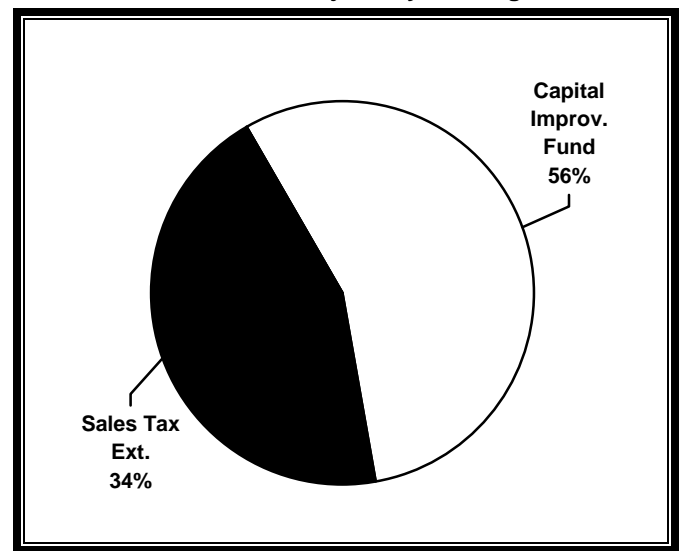
Funding Sources:

Figure 15.8 shows that 44% (\$2,000,000) of the stormwater projects are funded in FY10 by the Sales Tax Extension Fund (Fund 309). The Capital Improvements Fund (Fund 305) funds 56% (\$2,529,500).

**Table 15.15
FY10 Stormwater Projects by Managing Department**

<u>Managing Department</u>	<u># of Projects</u>	<u>FY10 Budget</u>
Fleet Management	1	\$583,500
Engineering Services	4	\$3,946,000
Total	5	\$4,529,500

**Figure 15.8
FY10 Stormwater Projects by Funding Source**



Operating Budget Impacts:

Table 15.16 shows the estimated impacts that some Stormwater projects may have on the operating budget. Impacts are shown in the fiscal year which they are anticipated to begin and the out years affected by additional operating costs. These impacts are only estimates and are subject to change.

**Table 15.16
FY10 Stormwater Operating Budget Impacts**

<u>Project</u>	<u>Project #</u>	<u>FY10 Estimate</u>	<u>FY11 Estimate</u>	<u>FY12 Estimate</u>	<u>FY13 Estimate</u>	<u>FY14 Estimate</u>
The majority of the stormwater projects do not result in new operating impacts. These projects are corrections to conditions that have required maintenance in the past. When completed, these projects will alleviate several maintenance needs.						
Total						

**Leon County Government
FY 2010/FY 2014 Capital Improvement Program**

Stormwater Index

<u>Page</u>	<u>Project</u>	<u>#</u>	<u>Life to Date FY 2008</u>	<u>Adj Bud FY 2009</u>	<u>FY 2010 Budget</u>	<u>FY10- FY14 Total</u>	<u>Project Total</u>
15-94	Blue Print 2000 Water Quality Enhancements	067002	756,508	3,180,761	-	-	3,937,269
15-95	Bradfordville Pond 4 Outfall Stabilization	064005	8,342	267,842	-	-	276,183
15-96	CARDS Stormwater Program: Start Up Costs	06001	-	-	400,000	1,000,000	1,000,000
15-97	Killearn Acres Flood Mitigation	064001	481,081	2,977,911	-	-	3,458,992
15-98	Killearn Lakes Plantation Stormwater	064006	65,914	634,085	-	-	699,999
15-99	Lafayette Street Stormwater	065001	65,714	2,479,285	-	-	2,544,999
15-100	Lake Munson Restoration	062001	2,491,756	345,939	-	-	2,837,695
15-101	Lakeview Bridge	062002	133,542	89,843	-	500,000	723,385
15-102	Lexington Pond Retrofit	063005	1,708	3,598,462	2,000,000	2,000,000	5,600,170
15-103	Longwood Subdivision Retrofit	062004	790	224,209	-	-	224,999
15-104	Okeeheepkee/Woodmont Pond	063004	1,108,348	2,196,480	-	-	3,304,828
15-105	Rhoden Cove Wetland Restoration	063009	275,588	563,628	-	-	839,216
15-106	Stormwater and Transportation Improvements	056010	-	5,084,859	1,416,000	1,416,000	6,500,859
15-107	Stormwater Maintenance Filter Replacement	066026	262,638	263,212	130,000	580,000	1,105,850
15-108	Stormwater Vehicle & Equipment Replacement	026004	2,392,037	938,211	583,500	4,505,364	7,835,612
Stormwater Total			\$8,043,965	\$22,844,727	\$4,529,500	\$10,001,364	\$40,890,056

The Capital Improvement projects highlighted are fully funded in FY09. It is anticipated that these projects will be carryforward into the next fiscal year.

**Leon County Government
FY 2010/FY 2014 Capital Improvement Program**

Blue Print 2000 Water Quality Enhancements

Dept/Div:	Engineering Services	Comp Plan CIE Project:	N/A
Project #:	067002	Capital Improvement:	N/A
Service Type:	Stormwater	Level of Service Standard:	N/A
Status:	Existing Project - FY09 Carryforward	Current Level of Service:	N/A

Project Description/Justification

This project is for the implementation of the \$5 million set-aside from the Sales Tax Extension to retrofit existing County stormwater facilities and enhance their function. Funding is provided by the Blueprint 2000 Intergovernmental Agency from the 80% share of the Sales Tax Extension dedicated to the Agency. The following projects are included:

Lake Munson Dam Replacement - This project addresses reconstruction of the dam structure at an adjacent County-owned location in order to address structural weaknesses and foundation instabilities at the existing dam that are currently being monitored. The new dam will recreate the existing hydraulic conditions so that no change occurs in lake level or downstream discharge. Currently estimated to cost \$1 million.

Sharer Road Outfall Stabilization - This project addresses significant erosion of the outfall channel from Sharer Road to the Brandon Woods Pond. Unsafe conditions and lack of maintenance access will be addressed by concrete lining approximately 600 linear feet of the channel. The drainage easement has eroded to greater than 7 feet in portions of the channel. Steep sides and heavy tree growth limit access for maintenance and prevent use of standard stabilization methods. Currently estimated to cost \$250,000.

Lake Heritage Outfall – This project addresses the replacement of the lake outfall structure to direct discharge into the main channel rather than the emergency flow-way through the subdivision. The lake berm will be stabilized to protect downstream structures. Currently estimated to cost \$250,000.

Financial Summary

Funding Source	Life To Date FY 2008	Adjusted Budget FY 2009	Year To Date FY 2009	FY 2010 Budget	FY 2011 Planned	FY 2012 Planned	FY 2013 Planned	FY 2014 Planned	5 Year Total	Total Project Cost
309 Sales Tax - Extension	756,508	3,180,761	132,483	0	0	0	0	0	0	3,937,269
	<u>756,508</u>	<u>3,180,761</u>	<u>132,483</u>	<u>0</u>	<u>0</u>	<u>0</u>	<u>0</u>	<u>0</u>	<u>0</u>	<u>3,937,269</u>

Policy/Comprehensive Plan Information

Sales Tax Extension Referendum

Comprehensive Plan reference: STORMWATER MANAGEMENT GOALS, OBJECTIVES AND POLICIES: Goal 1: Provide a stormwater management system which protects the health, welfare, and safety of the general public by reducing damage and inconvenience from flooding and protects surface water and groundwater quality.

Operating Budget Impact

These projects do not result in new operating impacts. They are corrections to conditions that have required maintenance in the past and will alleviate some maintenance needs.

Leon County Government
FY 2010/FY 2014 Capital Improvement Program

Bradfordville Pond 4 Outfall Stabilization

Dept/Div:	Engineering Services	Comp Plan CIE Project:	N/A
Project #:	064005	Capital Improvement:	N/A
Service Type:	Stormwater	Level of Service Standard:	N/A
Status:	Existing Project - FY09 Carryforward	Current Level of Service:	N/A

Project Description/Justification

This project is for the replacement of the outfall pipeline at the Bradfordville Pond, formerly known as the Lauder Pond, constructed by the Florida Department of Transportation as a part of the Thomasville Road widening project. The joints in the concrete structures comprising the outfall system, as well as the primary control structure, have minor cracking which needs to be repaired for the pond to function as designed.

Financial Summary

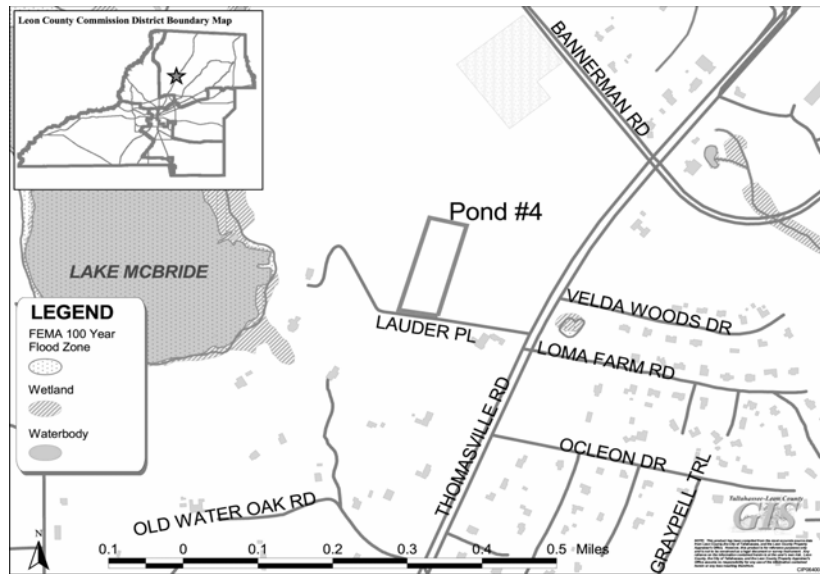
Funding Source	Life To Date FY 2008	Adjusted Budget FY 2009	Year To Date FY 2009	FY 2010 Budget	FY 2011 Planned	FY 2012 Planned	FY 2013 Planned	FY 2014 Planned	5 Year Total	Total Project Cost
306 Transportation Improvements	8,342	267,842	28,947	0	0	0	0	0	0	276,184
	<u>8,342</u>	<u>267,842</u>	<u>28,947</u>	<u>0</u>	<u>0</u>	<u>0</u>	<u>0</u>	<u>0</u>	<u>0</u>	<u>276,184</u>

Policy/Comprehensive Plan Information

Comprehensive Plan Reference: STORMWATER MANAGEMENT GOALS, OBJECTIVES AND POLICIES: Goal 1: provide a stormwater management system which protects the health, welfare, and safety of the general public by reducing damage and inconvenience from flooding and protects surface water and groundwater quality.

Operating Budget Impact

The existing pond requires intensive maintenance. The proposed pond can be maintained routinely and will result in reduced operating costs.



CARDS Stormwater Program: Start Up Costs

Dept/Div: Engineering Services	Comp Plan CIE Project: N/A	Capital Improvement: N/A
Project #: 066001	Level of Service Standard: N/A	Current Level of Service: N/A
Service Type: Stormwater		
Status: New Project		

Project Description/Justification

On January 29, 2009 the Board conducted a Workshop to address the need for Transportation and/or Stormwater projects to mitigate or alleviate community impacts during and after major storm events. In that Workshop, later ratified, the Board directed that a new program be enacted to aid areas that are impacted by flooding during major storms. The new program was to be similar to the County's on-going 2/3 Program, with the difference being that the petition requirement was reduced to 60% and that the County would contribute 20% of the project costs, subject to the availability of funds. During the Workshop, the Board also approved a new acronym for the existing 2/3 Program and the new program, CARDS, which stands for County Acquisition of Roads and Drainage Systems. On March 19, 2009, the Board conducted the First and Only Public Hearing to adopt a new ordinance creating the new CARDS program. This ordinance is now located in Chapter 18, Article IV, Division 2 of the Leon County Code of Laws. The original 2/3 Program remains as a separate Capital Improvement program under the new name of CARDS Transportation Program: Start Up Costs.

Financial Summary

Funding Source	Life To Date FY 2008	Adjusted Budget FY 2009	Year To Date FY 2009	FY 2010 Budget	FY 2011 Planned	FY 2012 Planned	FY 2013 Planned	FY 2014 Planned	5 Year Total	Total Project Cost
305 Capital Improvements	0	0	0	400,000	150,000	150,000	150,000	150,000	1,000,000	1,000,000
	0	0	0	400,000	150,000	150,000	150,000	150,000	1,000,000	1,000,000

Policy/Comprehensive Plan Information

Comprehensive Plan Reference: STORMWATER MANAGEMENT GOALS, OBJECTIVES AND POLICIES: Goal 1: Provide a stormwater management system which protects the health, welfare and safety of the general public by reducing damage and inconvenience from flooding and protects surface water and groundwater quality. Comprehensive Plan Levels of Service for Stormwater conveyance requires that no floodwaters enter a residence in a 100-year storm.

Operating Budget Impact

N/A

Leon County Government
FY 2010/FY 2014 Capital Improvement Program

Killearn Acres Flood Mitigation

Dept/Div:	Engineering Services	Comp Plan CIE Project:	Yes
Project #:	064001	Capital Improvement:	Stormwater
Service Type:	Stormwater	Level of Service Standard:	10 Yr Critical Storm Event
Status:	Existing Project - FY09 Carryforward	Current Level of Service:	Does Not Comply

Project Description/Justification

This project is for the improvement of long standing residential flooding adjacent to the primary drainage system within the Killearn Acres Subdivision. Included are two separate drainage improvement projects within the subdivision. Phase I (Killearn Acres Lower Drainage Improvements) is located downstream of Lake Saratoga and includes cross drain enlargements, construction of a stormwater treatment facility and improvements within the outfall channel to Lake Kanturk. Phase II (Killearn Acres Upper Drainage Improvements) consists of several cross drain/driveway culvert enlargements coupled with channel improvements along a section of Whirlaway Trail and Forward Pass Trail. The two phases have been bid as a single project and are now in construction.

Financial Summary

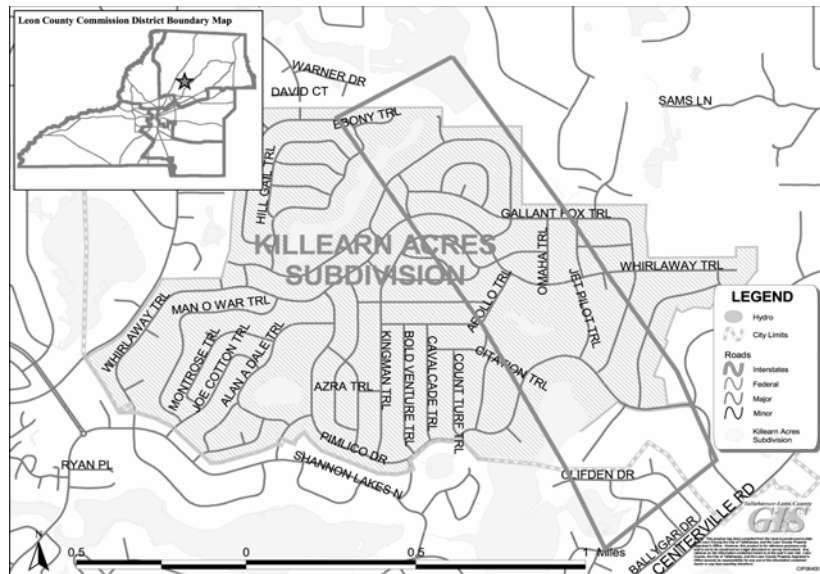
Funding Source	Life To Date FY 2008	Adjusted Budget FY 2009	Year To Date FY 2009	FY 2010 Budget	FY 2011 Planned	FY 2012 Planned	FY 2013 Planned	FY 2014 Planned	5 Year Total	Total Project Cost
309 Sales Tax - Extension	21,580	2,977,911	705,697	0	0	0	0	0	0	2,999,491
314 Bond Series 1997 Construction	50,000	0	0	0	0	0	0	0	0	50,000
318 Bond Series 1999 Construction	409,501	0	0	0	0	0	0	0	0	409,501
	<u>481,081</u>	<u>2,977,911</u>	<u>705,697</u>	<u>0</u>	<u>0</u>	<u>0</u>	<u>0</u>	<u>0</u>	<u>0</u>	<u>3,458,992</u>

Policy/Comprehensive Plan Information

Comprehensive Plan Reference: STORMWATER MANAGEMENT GOALS, OBJECTIVES AND POLICIES: Goal 1: Provide a stormwater management system which protects the health, welfare and safety of the general public by reducing damage and inconvenience from flooding and protects surface water and groundwater quality. Comprehensive Plan Levels of Service for Stormwater conveyance requires that no floodwaters enter a residence in a 100-year storm.

Operating Budget Impact

New stormwater treatment facilities will impact the operating budget of the Division of Operations.



Killearn Lakes Plantation Stormwater

Dept/Div: Engineering Services	Comp Plan CIE Project: N/A
Project #: 064006	Capital Improvement: N/A
Service Type: Stormwater	Level of Service Standard: N/A
Status: Existing Project - FY09 Carryforward	Current Level of Service: N/A

Project Description/Justification

This project is for the detailed analysis, design, and construction of a stormwater system to serve Killearn Lakes Plantation Units 1 and 2. The stormwater system will identify stormwater outfalls primarily located within existing green spaces that convey stormwater from residential properties. These outfalls will be redesigned to maximize performance until such time as funding is available for a conventional stormwater system. This project will also provide for enhanced redirection of stormwater from densely developed residential areas to the outfalls in the green spaces. Design will focus on using available resources and facilities, such as the utilization of roadways as conveyances for stormwater, and protection of residential properties where roads must be used as stormwater conveyances.

Financial Summary

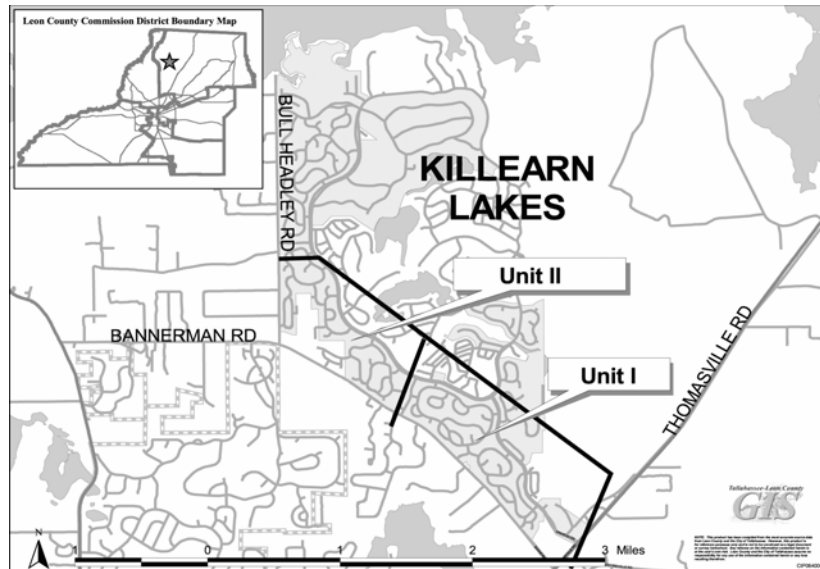
Funding Source	Life To Date FY 2008	Adjusted Budget FY 2009	Year To Date FY 2009	FY 2010 Budget	FY 2011 Planned	FY 2012 Planned	FY 2013 Planned	FY 2014 Planned	5 Year Total	Total Project Cost
309 Sales Tax - Extension	65,914	634,085	203,602	0	0	0	0	0	0	699,999
	65,914	634,085	203,602	0	0	0	0	0	0	699,999

Policy/Comprehensive Plan Information

Comprehensive Plan Reference: STORMWATER MANAGEMENT GOALS, OBJECTIVES AND POLICIES: Goal 1: provide a stormwater management system which protects the health, welfare and safety of the general public by reducing damage and inconvenience from flooding and protects surface water and groundwater quality.

Operating Budget Impact

Successful completion of this project will result in a reduction in operating costs. Staff will no longer have to conduct a significant number of inspections and evaluations or spend a great amount of time and resources necessary to design and implement temporary water-redirection solutions.



**Leon County Government
FY 2010/FY 2014 Capital Improvement Program**

Lafayette Street Stormwater

Dept/Div: Engineering Services	Comp Plan CIE Project: Yes
Project #: 065001	Capital Improvement: Stormwater
Service Type: Stormwater	Level of Service Standard: 25 Yr Critical Storm
Status: Existing Project - FY09 Carryforward	Current Level of Service: Does Not Comply

Project Description/Justification

This project is for the construction of a drainage system for Lafayette Street from Suwannee Street to Seminole Drive. The construction will be coordinated with the reconstruction of Lafayette Street required for the Blueprint 2000 Capital Cascade Trail project if possible.

Financial Summary

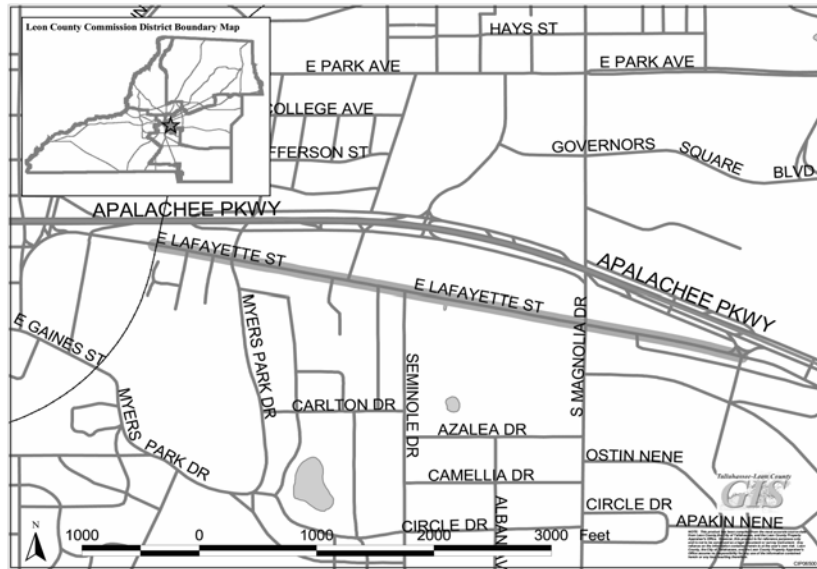
Funding Source	Life To Date FY 2008	Adjusted Budget FY 2009	Year To Date FY 2009	FY 2010 Budget	FY 2011 Planned	FY 2012 Planned	FY 2013 Planned	FY 2014 Planned	5 Year Total	Total Project Cost
309 Sales Tax - Extension	0	2,479,285	86,270	0	0	0	0	0	0	2,479,285
	<u>0</u>	<u>2,479,285</u>	<u>86,270</u>	<u>0</u>	<u>0</u>	<u>0</u>	<u>0</u>	<u>0</u>	<u>0</u>	<u>2,479,285</u>

Policy/Comprehensive Plan Information

This project is in compliance with policy determined by the Blueprint 2000 referendum.

Operating Budget Impact

Improvements to correct the deficiencies in this road and drainage system will result in reduced operational/maintenance costs as compared to the existing facilities.



Leon County Government
FY 2010/FY 2014 Capital Improvement Program

Lake Munson Restoration

Dept/Div:	Engineering Services	Comp Plan CIE Project:	N/A
Project #:	062001	Capital Improvement:	N/A
Service Type:	Stormwater	Level of Service Standard:	N/A
Status:	Existing Project - FY09 Carryforward	Current Level of Service:	N/A

Project Description/Justification

This project is for the improvement of the southern section of Munson Slough adjacent to Lake Munson. This area has experienced some bank erosion that may eventually lead to the undermining of several large Cypress trees located along the bank. To correct the problem large rock rubble will be placed along the slough bank to armor the shore line and protect the trees. This project is also intended to be used for in-lake restoration efforts that directly benefits wildlife and lake water quality.

Financial Summary

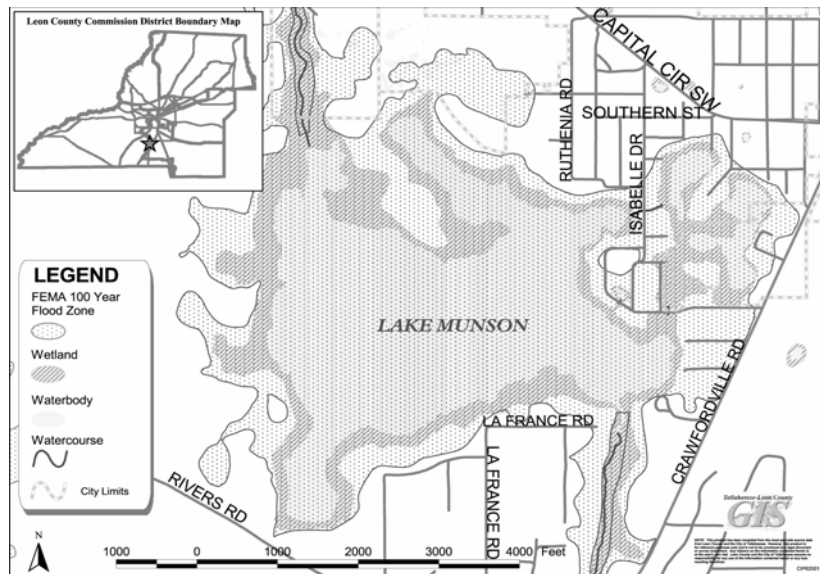
Funding Source	Life To Date FY 2008	Adjusted Budget FY 2009	Year To Date FY 2009	FY 2010 Budget	FY 2011 Planned	FY 2012 Planned	FY 2013 Planned	FY 2014 Planned	5 Year Total	Total Project Cost
305 Capital Improvements	507,114	0	0	0	0	0	0	0	0	507,114
309 Sales Tax - Extension	69,642	345,939	7,829	0	0	0	0	0	0	415,581
314 Bond Series 1997 Construction	1,899,874	0	0	0	0	0	0	0	0	1,899,874
318 Bond Series 1999 Construction	15,126	0	0	0	0	0	0	0	0	15,126
	<u>2,491,756</u>	<u>345,939</u>	<u>7,829</u>	<u>0</u>	<u>0</u>	<u>0</u>	<u>0</u>	<u>0</u>	<u>0</u>	<u>2,837,695</u>

Policy/Comprehensive Plan Information

Comprehensive Plan Reference: STORMWATER MANAGEMENT GOALS, OBJECTIVES AND POLICIES: Goal 1: Provide a stormwater management system which protects the health, welfare and safety of the general public by reducing damage and inconvenience from flooding and protects surface water and groundwater quality.

Operating Budget Impact

N/A



Leon County Government
FY 2010/FY 2014 Capital Improvement Program

Lakeview Bridge

Dept/Div: Engineering Services	Comp Plan CIE Project: Yes
Project #: 062002	Capital Improvement: Stormwater
Service Type: Stormwater	Level of Service Standard: 10 Yr Critical Storm Event
Status: Existing Project	Current Level of Service: Does Not Comply

Project Description/Justification

This project is for the improvement of the creek crossing between Lake Bradford and Grassy Lake so that Lakeview Drive remains passable up through a 10-year storm event. Final design and construction will begin in FY11 following completion of the Capital Circle Southwest Corridor Study.

Financial Summary

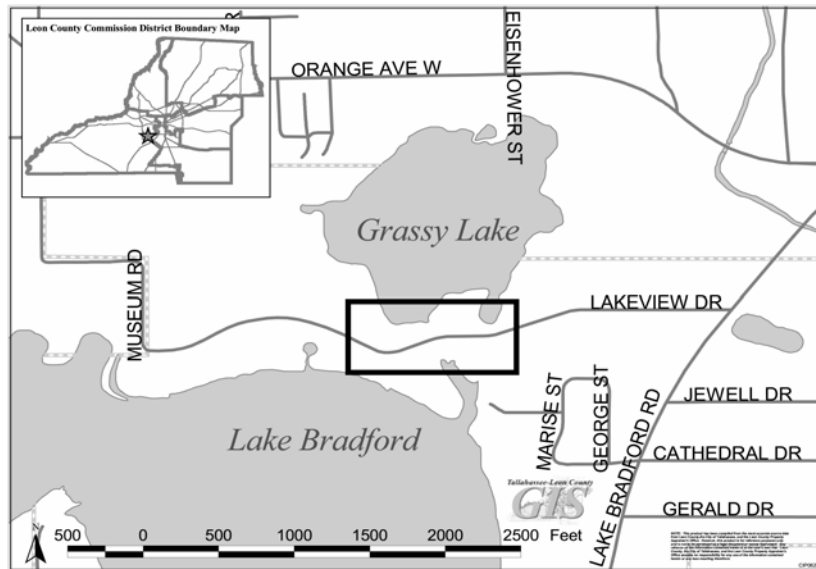
Funding Source	Life To Date FY 2008	Adjusted Budget FY 2009	Year To Date FY 2009	FY 2010 Budget	FY 2011 Planned	FY 2012 Planned	FY 2013 Planned	FY 2014 Planned	5 Year Total	Total Project Cost
309 Sales Tax - Extension	33,384	89,843	13,537	0	500,000	0	0	0	500,000	623,227
318 Bond Series 1999 Construction	100,158	0	0	0	0	0	0	0	0	100,158
	<u>133,542</u>	<u>89,843</u>	<u>13,537</u>	<u>0</u>	<u>500,000</u>	<u>0</u>	<u>0</u>	<u>0</u>	<u>500,000</u>	<u>723,385</u>

Policy/Comprehensive Plan Information

Comprehensive Plan Reference: STORMWATER MANAGEMENT GOALS, OBJECTIVES AND POLICIES: Goal 1: Provide a stormwater management system which protects the health, welfare and safety of the general public by reducing damage and inconvenience from flooding and protects surface water and groundwater quality. Comprehensive Plan Levels of Service for Stormwater conveyance requires that no floodwaters enter a residence in a 100-year storm.

Operating Budget Impact

Improvements to correct the deficiencies in this road and drainage system will result in reduced operational/maintenance costs as compared to the existing facilities.



**Leon County Government
FY 2010/FY 2014 Capital Improvement Program**

Lexington Pond Retrofit

Dept/Div:	Engineering Services	Comp Plan CIE Project:	N/A
Project #:	063005	Capital Improvement:	N/A
Service Type:	Stormwater	Level of Service Standard:	N/A
Status:	Existing Project	Current Level of Service:	N/A

Project Description/Justification

This project is for water quality treatment and flow attenuation for stormwater entering Ford's Arm of Lake Jackson from the Lexington Branch. Florida Department of Transportation mitigation funds (\$200,000) will be used to purchase wetlands downstream of the proposed regional facility. Acquisition of the location will be pursued by eminent domain in FY10, following completion of preliminary engineering. Construction will be scheduled for FY11.

Financial Summary

Funding Source	Life To Date FY 2008	Adjusted Budget FY 2009	Year To Date FY 2009	FY 2010 Budget	FY 2011 Planned	FY 2012 Planned	FY 2013 Planned	FY 2014 Planned	5 Year Total	Total Project Cost
125 Grants	0	200,000	0	0	0	0	0	0	0	200,000
309 Sales Tax - Extension	1,708	3,398,462	1,739	2,000,000	0	0	0	0	2,000,000	5,400,000
	<u>1,708</u>	<u>3,598,462</u>	<u>1,739</u>	<u>2,000,000</u>	<u>0</u>	<u>0</u>	<u>0</u>	<u>0</u>	<u>2,000,000</u>	<u>5,600,000</u>

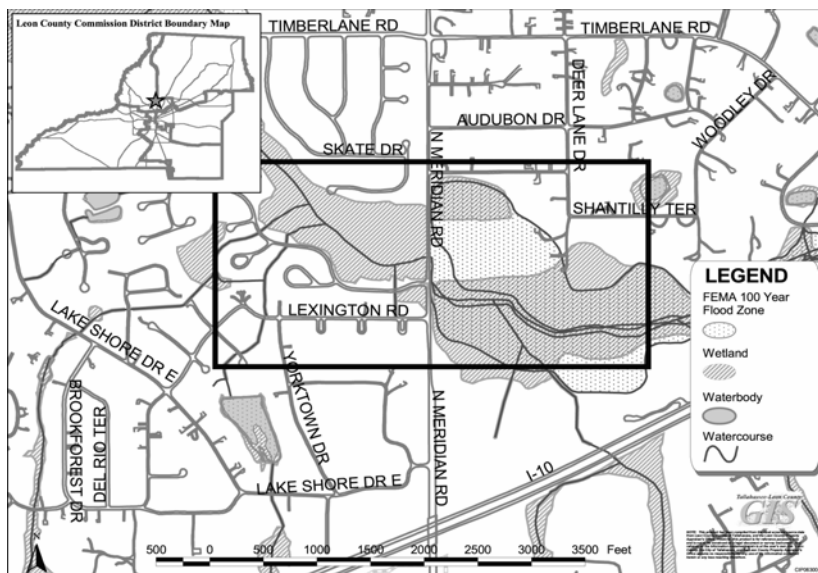
Policy/Comprehensive Plan Information

Comprehensive Plan Reference: STORMWATER MANAGEMENT GOALS, OBJECTIVES AND POLICIES: Policy 2.7.7:[C] (Leon County) Local government shall develop a program for retrofitting developed areas which lack adequate facilities for treating stormwater runoff by defining and implementing a sequence of intermediate milestones necessary to achieve the retrofit objective. Local government shall fund and initiate a work program to quantify water quality problems, costs and mitigation methods. Using this information it shall develop more specific retrofit objectives with due consideration to costs, methodology and the community's willingness to financially support implementation. Policies shall be adopted into the comprehensive plan that reflects these objectives including program funding targets. Local government shall then develop, fund, and initiate a water quality enhancement program which will achieve the retrofit goals on the established schedule.

Comprehensive Plan Reference: STORMWATER MANAGEMENT GOALS, OBJECTIVES AND POLICIES: Goal 1: provide a stormwater management system which protects the health, welfare and safety of the general public by reducing damage and inconvenience from flooding and protects surface water and groundwater quality.

Operating Budget Impact

N/A



**Leon County Government
FY 2010/FY 2014 Capital Improvement Program**

Longwood Subdivision Retrofit

Dept/Div:	Engineering Services	Comp Plan CIE Project:	N/A
Project #:	062004	Capital Improvement:	N/A
Service Type:	Stormwater	Level of Service Standard:	N/A
Status:	Existing Project - FY09 Carryforward	Current Level of Service:	N/A

Project Description/Justification

This project is for the improvement of erosion and localized flooding in the Longwood Subdivision in west Leon County. The County drainage right-of-way will be graded to increase stormwater flow attenuation, stabilized to reduce erosion from peak flows, and planted with vegetation to improve water quality treatment and enhance the natural channel. Funds used to complete this project will come from the 10% share of the Sales Tax Extension dedicated to Leon County.

Financial Summary

Funding Source	Life To Date FY 2008	Adjusted Budget FY 2009	Year To Date FY 2009	FY 2010 Budget	FY 2011 Planned	FY 2012 Planned	FY 2013 Planned	FY 2014 Planned	5 Year Total	Total Project Cost
309 Sales Tax - Extension	790	224,209	89	0	0	0	0	0	0	224,999
	790	224,209	89	0	0	0	0	0	0	224,999

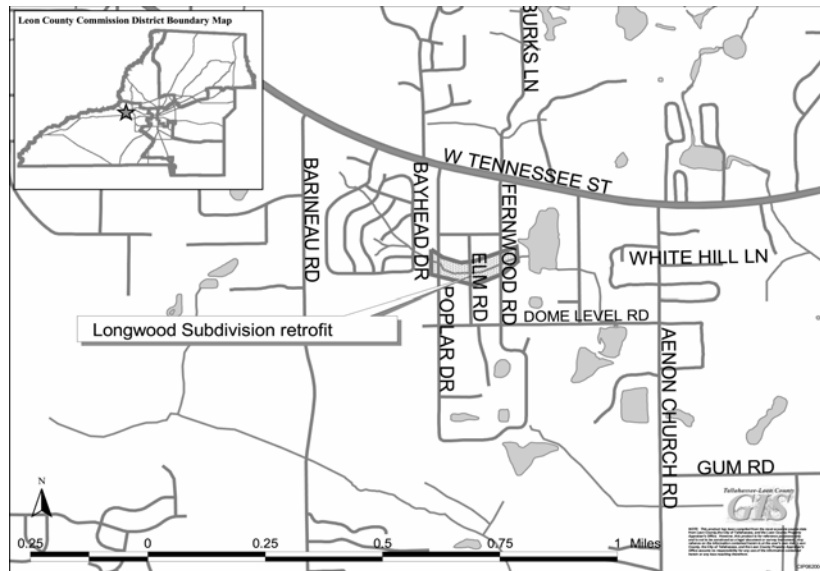
Policy/Comprehensive Plan Information

Comprehensive Plan Reference: STORMWATER MANAGEMENT GOALS, OBJECTIVES AND POLICIES: Policy 2.7.7:[C](Leon County) Local government shall develop a program for retrofitting developed areas which lack adequate facilities for treating stormwater runoff by defining and implementing a sequence of intermediate milestones necessary to achieve the retrofit objective. Local government shall fund and initiate a work program to quantify water quality problems, costs and mitigation methods. Using this information it shall develop more specific retrofit objectives with due consideration to costs, methodology and the community's willingness to financially support implementation. Policies shall be adopted into the comprehensive plan that reflects these objectives including program funding targets. Local government shall then develop, fund, and initiate a water quality enhancement program which will achieve the retrofit goals on the established schedule.

Comprehensive Plan Reference: STORMWATER MANAGEMENT GOALS, OBJECTIVES AND POLICIES: Goal 1: provide a stormwater management system which protects the health, welfare, and safety of the general public by reducing damage and inconvenience from flooding and protects surface water and groundwater quality.

Operating Budget Impact

N/A



**Leon County Government
FY 2010/FY 2014 Capital Improvement Program**

Okeehoopkee/Woodmont Pond

Dept/Div: Engineering Services	Comp Plan CIE Project: Yes	
Project #: 063004	Capital Improvement: Stormwater	
Service Type: Stormwater	Level of Service Standard: 10 Yr Critical Storm Event	
Status: Existing Project - FY09 Carryforward	Current Level of Service: Does Not Comply	

Project Description/Justification

This project is for the improvement of Lower Gwyndale Pond, the relocation of Woodmont Pond, the replacement of the Fuller Road culvert and the construction of a regional stormwater management facility north of Fuller Road. The Northwest Florida Water Management District has provided \$500,000 in grants for the improvements exclusive of the regional facility north of Fuller Road. All improvements south of Fuller Road have been completed. The Northwest Florida Water Management District is designing and constructing the regional facility. The County has committed by agreement to provide up to \$700,000 for construction of the improvements and to maintain the completed facility.

Financial Summary

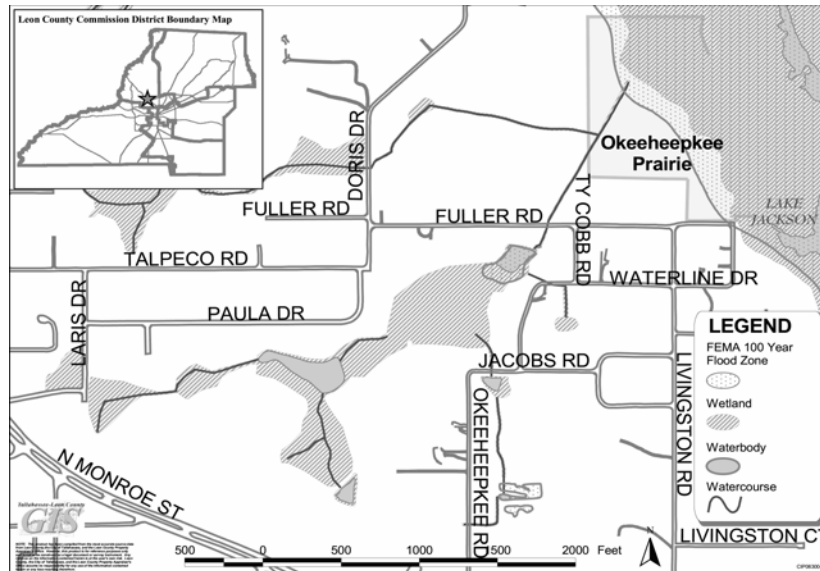
Funding Source	Life To Date FY 2008	Adjusted Budget FY 2009	Year To Date FY 2009	FY 2010 Budget	FY 2011 Planned	FY 2012 Planned	FY 2013 Planned	FY 2014 Planned	5 Year Total	Total Project Cost
306 Transportation Improvements	298,085	0	0	0	0	0	0	0	0	298,085
309 Sales Tax - Extension	668,231	2,196,480	146,455	0	0	0	0	0	0	2,864,711
318 Bond Series 1999 Construction	142,032	0	0	0	0	0	0	0	0	142,032
	<u>1,108,348</u>	<u>2,196,480</u>	<u>146,455</u>	<u>0</u>	<u>0</u>	<u>0</u>	<u>0</u>	<u>0</u>	<u>0</u>	<u>3,304,828</u>

Policy/Comprehensive Plan Information

Comprehensive Plan Reference: Policy 2.1.7: [C] (Leon County), Comprehensive Plan Reference: Goal 1: Provide a stormwater management system which protects the health, welfare and safety of the general public by reducing damage and inconvenience from flooding and protects surface water and groundwater quality.

Operating Budget Impact

The completed portion of this project improved an existing drainage issue so that future maintenance can be addressed more efficiently with reduced costs. The new stormwater treatment facility to be constructed will impact the operating budget of the Division of Operations.



Leon County Government
FY 2010/FY 2014 Capital Improvement Program

Rhoden Cove Wetland Restoration

Dept/Div:	Engineering Services	Comp Plan CIE Project:	N/A
Project #:	063009	Capital Improvement:	N/A
Service Type:	Stormwater	Level of Service Standard:	N/A
Status:	Existing Project - FY09 Carryforward	Current Level of Service:	N/A

Project Description/Justification

This project is for wetland restoration projects within the Overstreet Tributary of Ford's Arm. Specifically, this project involves removing invasive exotics (weedy plants) within the wetland and replacing them with native plants. After these invasive exotic plants are removed, native plants will be planted that will grow well in the area, provide good natural habitat for wildlife and enhance the water quality entering Lake Jackson. The Florida Department of Environmental Protection will provide up to \$400,000 in grants.

Financial Summary

Funding Source	Life To Date FY 2008	Adjusted Budget FY 2009	Year To Date FY 2009	FY 2010 Budget	FY 2011 Planned	FY 2012 Planned	FY 2013 Planned	FY 2014 Planned	5 Year Total	Total Project Cost
125 Grants	118,187	281,814	0	0	0	0	0	0	0	400,001
309 Sales Tax - Extension	157,401	281,814	184	0	0	0	0	0	0	439,215
	<u>275,588</u>	<u>563,628</u>	<u>184</u>	<u>0</u>	<u>0</u>	<u>0</u>	<u>0</u>	<u>0</u>	<u>0</u>	<u>839,216</u>

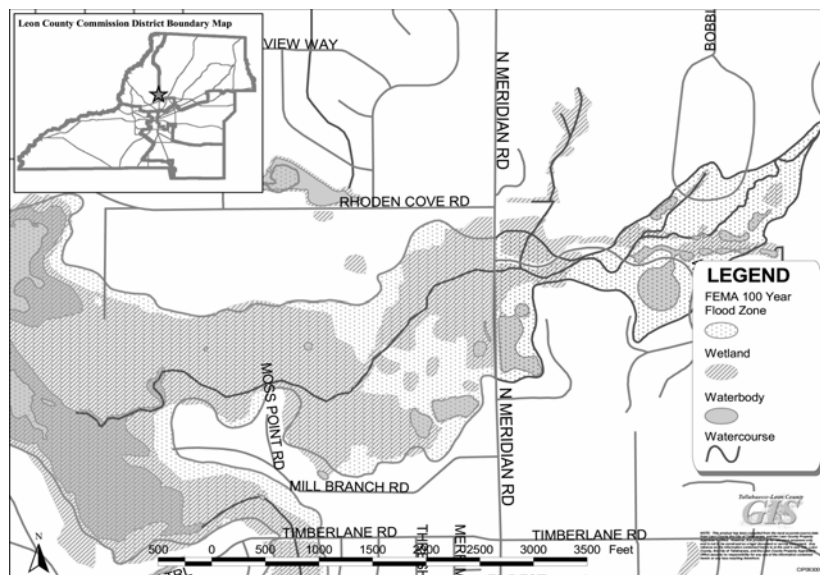
Policy/Comprehensive Plan Information

Comprehensive Plan Reference: STORMWATER MANAGEMENT GOALS, OBJECTIVES AND POLICIES: Policy 2.7.7:[C](Leon County) Local government shall develop a program for retrofitting developed areas which lack adequate facilities for treating stormwater runoff by defining and implementing a sequence of intermediate milestones necessary to achieve the retrofit objective. Local government shall fund and initiate a work program to quantify water quality problems, costs and mitigation methods. Using this information it shall develop more specific retrofit objectives with due consideration to costs, methodology and the community's willingness to financially support implementation. Policies shall be adopted into the comprehensive plan that reflects these objectives including program funding targets. Local government shall then develop, fund, and initiate a water quality enhancement program which will achieve the retrofit goals on the established schedule.

Comprehensive Plan Reference: STORMWATER MANAGEMENT GOALS, OBJECTIVES AND POLICIES: Goal 1: provide a stormwater management system which protects the health, welfare and safety of the general public by reducing damage and inconvenience from flooding and protects surface water and groundwater quality.

Operating Budget Impact

N/A



**Leon County Government
FY 2010/FY 2014 Capital Improvement Program**

Stormwater and Transportation Improvements

Dept/Div:	Engineering Services	Comp Plan CIE Project:	No
Project #:	056010	Capital Improvement:	Stormwater
Service Type:	Stormwater	Level of Service Standard:	10 Year Critical Stormwater Events
Status:	Existing Project	Current Level of Service:	Exceeds

Project Description/Justification

On January 29, 2009 the Board conducted a Workshop to address the need for Transportation and/or Stormwater projects to mitigate or alleviate community impacts during and after major storm events. As a result of that Workshop, later ratified during regular Board session, the following Capital Improvement projects were identified to utilize these budgeted funds:

Alexandrite Court	Autumn Woods
Ben Boulevard	Edenfield/Barfield Roads Area
Edinberg Estates	Hawkbill Court
Killearn Acres III	Lakeview Drive
Lawndale Drive	Maylor and Taylor Roads
Park Hill	Portsmouth Circle/ Apalachee Pkwy
Raymond Tucker Road	Salamanca & Palencia
Southbrooke/Otter Creek/Chadwick/Wildlife	Sunflower Road
Surrey Farms Subdivision	

Financial Summary

Funding Source	Life To Date FY 2008	Adjusted Budget FY 2009	Year To Date FY 2009	FY 2010 Budget	FY 2011 Planned	FY 2012 Planned	FY 2013 Planned	FY 2014 Planned	5 Year Total	Total Project Cost
305 Capital Improvements	0	5,084,859	254,488	1,416,000	0	0	0	0	1,416,000	6,500,859
	<u>0</u>	<u>5,084,859</u>	<u>254,488</u>	<u>1,416,000</u>	<u>0</u>	<u>0</u>	<u>0</u>	<u>0</u>	<u>1,416,000</u>	<u>6,500,859</u>

Policy/Comprehensive Plan Information

Comprehensive Plan Reference: STORMWATER MANAGEMENT GOALS, OBJECTIVES AND POLICIES: Goal 1: Provide a stormwater management system which protects the health, welfare and safety of the general public by reducing damage and inconvenience from flooding and protects surface water and groundwater quality. Comprehensive Plan Levels of Service for Stormwater conveyance requires that no floodwaters enter a residence in a 100-year storm.

Operating Budget Impact

These projects do not add to the maintenance responsibilities of the Public Works Operations Division. These projects improve stormwater and roadway operating conditions, thereby reducing on-going maintenance costs.

**Leon County Government
FY 2010/FY 2014 Capital Improvement Program**

Stormwater Maintenance Filter Replacement

Dept/Div:	Public Works - Operations	Comp Plan CIE Project:	N/A
Project #:	066026	Capital Improvement:	N/A
Service Type:	Stormwater	Level of Service Standard:	N/A
Status:	Existing Project	Current Level of Service:	N/A

Project Description/Justification

This project is for the replacement of stormwater filters in County owned ponds to ensure that they continue to meet environmental and operating permit requirements. Filter systems are typically designed to have a functional life of five years. As these systems age, the filtering systems may begin to deteriorate and not provide the water quality discharge for which they are designed. Poorly functioning filter systems also impair the storage capacity of ponds and increase the potential for flooding. The County's current filter system inventory has been prioritized according to replacement need.

The following is the anticipated replacement schedule:

<p>FY10: Chaires Park Ponds (3 ponds) Hampton Creek Ponds (2 ponds) Emerald Acres Subdivision (1 pond) Pine Landing Subdivision (2 ponds) Jackson View Park (1 pond)</p>	<p>FY13: Fred/George Road/Mission Road (1 pond) Maclay Road (1 pond) Centerville Trace (1 pond) Hill & Dale (1 pond) Hopkins Crossing (1 pond)</p>
<p>FY11: Old Magnolia Road (4 ponds) Rococo Road (5 ponds)</p>	<p>FY14: Facilities Management Pond (1 pond) Thomasville Road Library Pond (1 pond) John Wesley UM Church Pond (1 pond) S Adams Street Library Pond (1 pond) Talquin Springs Pond (1 pond)</p>
<p>FY12: Lakeside Subdivision (1 pond) Ashford Glen Subdivision (2 ponds) Lawton Chiles Lane Pond (1 pond) Miller Landing Road (1 pond) Church Cove Pond (1 pond)</p>	

Financial Summary

Funding Source	Life To Date FY 2008	Adjusted Budget FY 2009	Year To Date FY 2009	FY 2010 Budget	FY 2011 Planned	FY 2012 Planned	FY 2013 Planned	FY 2014 Planned	5 Year Total	Total Project Cost
305 Capital Improvements	22,636	263,212	177,918	130,000	130,000	120,000	100,000	100,000	580,000	865,848
	<u>22,636</u>	<u>263,212</u>	<u>177,918</u>	<u>130,000</u>	<u>130,000</u>	<u>120,000</u>	<u>100,000</u>	<u>100,000</u>	<u>580,000</u>	<u>865,848</u>

Policy/Comprehensive Plan Information

Federal Non-Point Discharge Elimination System (NPDES), Section 40 CFR 122.26
State Water Policy, Florida Administrative Code Chapter 62, Rule 62-40.432(2)(c)
Leon County Code of Ordinances, Chapter 10, Article VII

Operating Budget Impact

N/A

**Leon County Government
FY 2010/FY 2014 Capital Improvement Program**

Stormwater Vehicle & Equipment Replacement

Dept/Div:	Fleet Management	Comp Plan CIE Project:	N/A
Project #:	026004	Capital Improvement:	N/A
Service Type:	Stormwater	Level of Service Standard:	N/A
Status:	Existing Project	Current Level of Service:	N/A

Project Description/Justification

This project is for the replacement of stormwater vehicles and equipment. In accordance with the Climate Action Plan, all vehicles will be replaced with hybrids when appropriate. The following is the FY10 replacement schedule:

Unit	Year/Make	Description	Mileage	Acquis.	Repair	Replace
1237	1996 JOHN DEERE	BACKHOE	2,647	\$59,445	\$23,277	\$125,000
1258	1997 FORD	12 YD TANDEM	53,003	\$54,961	\$28,380	\$140,000
1310	1997 FORD	TRACTOR 4WD	1,470	\$13,372	\$5,449	\$24,000
1314	1997 FORD	TRACTOR 4WD	1,517	\$12,832	\$6,607	\$24,000
1495	2000 FORD F-750	CREW CAB DUMP	156,101	\$56,998	\$54,907	\$85,000
1528	2000 FORD F-450	CREW CAB DUMP	124,159	\$36,098	\$26,174	\$45,500
1640	2003 VOLVO	14 YRD TANDEM	116,690	\$81,172	\$54,277	\$140,000

Financial Summary

<u>Funding Source</u>	<u>Life To Date FY 2008</u>	<u>Adjusted Budget FY 2009</u>	<u>Year To Date FY 2009</u>	<u>FY 2010 Budget</u>	<u>FY 2011 Planned</u>	<u>FY 2012 Planned</u>	<u>FY 2013 Planned</u>	<u>FY 2014 Planned</u>	<u>5 Year Total</u>	<u>Total Project Cost</u>
305 Capital Improvements	2,392,037	938,211	775,599	583,500	860,431	990,431	1,090,474	980,528	4,505,364	7,835,612
	<u>2,392,037</u>	<u>938,211</u>	<u>775,599</u>	<u>583,500</u>	<u>860,431</u>	<u>990,431</u>	<u>1,090,474</u>	<u>980,528</u>	<u>4,505,364</u>	<u>7,835,612</u>

Policy/Comprehensive Plan Information

N/A

Operating Budget Impact

N/A



Transportation Overview

The transportation section contains capital improvement projects designed to facilitate the provision, maintenance, and operation of services associated with the safe and adequate flow of vehicles, travelers, and pedestrians. Major transportation capital projects funded in FY10 include: Arterial/Collector Resurfacing, CARDS Transportation Program, Community Safety & Mobility, Intersection & Safety Improvements, and Public Works Vehicle and Equipment Replacement.

Managing Departments:

Table 15.17 shows that Engineering Services will manage the majority of the FY10 transportation capital improvement projects. Engineering Services will manage 86% of the total transportation budget for FY10. Public Works - Operations will manage 8% and Fleet Management will manage 6%.

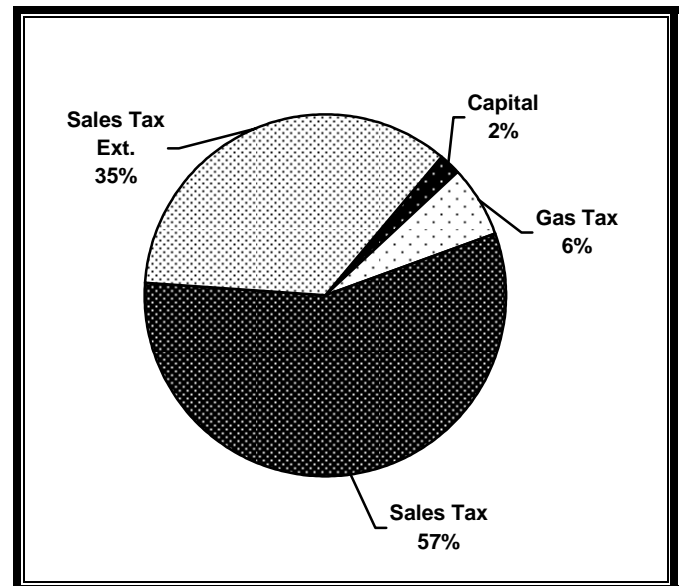
Funding Sources:

Figure 15.9 shows that 57% (\$5,502,500) of the transportation projects are funded in FY10 by the Sales Tax Fund (Fund 308). The Sales Tax Extension Fund (Fund 309) funds 35% (\$3,407,650), the Gas Tax Fund (Fund 306) funds 6% (\$620,500), and the Capital Improvements Fund (Fund 305) funds 2% (\$200,000).

**Table 15.17
FY10 Transportation Projects by Managing Department**

<u>Managing Department</u>	<u># of Projects</u>	<u>FY10 Budget</u>
Engineering Services	7	\$8,407,650
Fleet Management	1	\$773,500
Public Works - Operations	3	\$549,500
Total	11	\$9,730,650

**Figure 15.9
FY10 Transportation Projects by Funding Source**



Operating Budget Impacts:

Table 15.18 shows the estimated impacts that some Transportation projects may have on the operating budget. Impacts are shown in the fiscal year which they are anticipated to begin and the out years affected by additional operating costs. These impacts are only estimates and are subject to change.

**Table 15.18
FY10 Transportation Operating Budget Impacts**

<u>Project</u>	<u>Project #</u>	<u>FY10 Estimate</u>	<u>FY11 Estimate</u>	<u>FY12 Estimate</u>	<u>FY13 Estimate</u>	<u>FY14 Estimate</u>
The majority of the transportation projects do not result in new operating impacts. These projects are corrections to conditions that have required maintenance in the past. When completed, these projects will alleviate several maintenance needs.						
Total						

**Leon County Government
FY 2010/FY 2014 Capital Improvement Program**

Transportation Index

<u>Page</u>	<u>Project</u>	<u>#</u>	<u>Life to Date FY 2008</u>	<u>Adj Bud FY 2009</u>	<u>FY 2010 Budget</u>	<u>FY10- FY14 Total</u>	<u>Project Total</u>
15-110	Arterial/Collector Roads Pavement Markings	026015	72,983	2,515	71,000	355,000	430,498
15-111	Arterial/Collector Resurfacing	056001	6,826,598	3,472,361	3,200,000	18,559,545	28,858,504
15-112	Bannerman Road	054003	334,715	2,836,525	-	-	3,171,240
15-113	Beech Ridge Trail	054010	7,851	593,830	-	-	601,681
15-114	Buck Lake Road*	055001	4,509,143	4,450,199	-	-	8,959,342
15-115	CARDS Transportation Program: Start Up Costs	057900	58,168	65,000	100,000	500,000	623,168
15-116	Community Safety & Mobility	056005	1,586,048	2,703,743	500,000	2,750,000	7,039,791
15-117	FL D.O.T. Permitting Fees	056007	393,252	132,876	100,000	500,000	1,026,128
15-118	Gaines Street	051005	-	3,453,258	2,907,650	7,246,742	10,700,000
15-119	Intersection and Safety Improvements	057001	2,944,827	7,102,790	750,000	5,250,000	15,297,617
15-120	Local Road Resurfacing	057005	1,987,967	387,866	850,000	2,609,508	4,985,341
15-121	Micosukee Road Complex	026002	2,222,581	2,400,120	-	-	4,622,701
15-122	Natural Bridge Road Bridge	051006	13,661	662,278	-	-	675,939
15-123	North Monroe Turn Lane	053003	1,501,574	2,090,389	-	-	3,591,963
15-124	Open Graded Cold Mix Stabilization	026006	6,150,234	1,947,790	602,500	3,012,500	11,110,524
15-125	Private Road Maintenance - Program Start Up	057003	58,539	100,000	100,000	500,000	658,539
15-126	Public Works Vehicle & Equipment Replacement	026005	4,387,976	863,430	549,500	4,786,170	10,037,576
15-127	Pullen Road at Old Bainbridge Road	053002	26,735	1,400,039	-	-	1,426,774
15-128	Smith Creek Road Bridge	052002	53,567	249,050	-	-	302,617
15-129	Talpeco Road & Highway 27 North	053005	-	400,000	-	-	400,000
15-130	Timberlane Road Intersections	054007	80,862	1,042,206	-	-	1,123,068
15-131	Tram Road & Gaile Avenue	051003	-	-	-	200,000	200,000
Transportation Total			\$33,217,281	\$36,356,265	\$9,730,650	\$46,269,465	\$115,843,011

The Capital Improvement projects highlighted are fully funded in FY09. It is anticipated that these projects will be carryforward into the next fiscal year.

*Note: This project was approved by the Board on June 9, 2009 as part of a Local Economic Stimulus Package. In addition, The Local Economic Stimulus Program Project (#096019) includes \$1 million in transportation matching grant funds for Stimulus Projects. This project can be found in the General Government section of the Capital Improvement Program.

**Leon County Government
FY 2010/FY 2014 Capital Improvement Program**

Arterial & Collector Roads Pavement Markings

Dept/Div:	Public Works - Operations	Comp Plan CIE Project:	N/A
Project #:	026015	Capital Improvement:	N/A
Service Type:	Transportation	Level of Service Standard:	N/A
Status:	Existing Project - Revised	Current Level of Service:	N/A

Project Description/Justification

This project allows for the refurbishing of long line thermoplastic on the County's Arterial and Collector Road System. In 1997, Public Works Engineering began a phase-in approach to upgrading pavement markings during resurfacing from traffic paint to thermoplastic. This change has resulted in much brighter and safer pavement markings on the County's Arterial and Collector Roads.

Due to the long life of thermoplastic (approximately 5 to 6 years) and the limited number of roads with thermoplastic markings at the time, this project was originally scheduled to occur every five years. However, due to annual resurfacing, along with reconstruction projects the number of roads with thermoplastic markings has increased substantially in recent years. Conversely, the number of arterial and collector roads with traffic paint markings has decreased as thermoplastic markings have been installed. Further decreasing the need for traffic paint markings is the fact that Public Works has made a decision to no longer install pavement markings on most of the County's "Local" Paved Roads.

To keep pace with these changes, beginning in FY 2010, Public Works will begin refurbishing pavement markings on approximately 10 miles of arterial and collector roads annually. This change will allow for refurbishing of aging thermoplastic markings in a timelier manner, improve the coordination between asphalt resurfacing and thermoplastic refurbishing activities, and more accurately reflect funding needs between traffic paint and thermoplastic pavement markings.

Financial Summary

Funding Source	Life To Date FY 2008	Adjusted Budget FY 2009	Year To Date FY 2009	FY 2010 Budget	FY 2011 Planned	FY 2012 Planned	FY 2013 Planned	FY 2014 Planned	5 Year Total	Total Project Cost
306 Transportation Improvements	72,983	2,515	0	71,000	71,000	71,000	71,000	71,000	355,000	430,498
	<u>72,983</u>	<u>2,515</u>	<u>0</u>	<u>71,000</u>	<u>71,000</u>	<u>71,000</u>	<u>71,000</u>	<u>71,000</u>	<u>355,000</u>	<u>430,498</u>

Policy/Comprehensive Plan Information

Florida Statute 336 - requires that local governments maintain infrastructures within their jurisdictions

Operating Budget Impact

The impact to the Transportation Program's Operating Budget will be a reduction in funding of \$58,000 within the Other Contractual Services Account (Pavement Markings Paint Contract).

**Leon County Government
FY 2010/FY 2014 Capital Improvement Program**

Arterial/Collector Resurfacing

Dept/Div:	Engineering Services	Comp Plan CIE Project:	N/A
Project #:	056001	Capital Improvement:	N/A
Service Type:	Transportation	Level of Service Standard:	N/A
Status:	Existing Project	Current Level of Service:	N/A

Project Description/Justification

This project is for the annual resurfacing of part of the County's arterial/collector road system. The County is responsible for the general superintendence and control of the County roads and structures. Current funding levels have allowed the resurfacing of approximately 10 miles of arterial/collector roads per year. There are approximately 252 miles of arterial/collector roads in the County system at this time. At this funding level, it can be expected that all roads will be resurfaced on a 22 year frequency.

Financial Summary

Funding Source	Life To Date FY 2008	Adjusted Budget FY 2009	Year To Date FY 2009	FY 2010 Budget	FY 2011 Planned	FY 2012 Planned	FY 2013 Planned	FY 2014 Planned	5 Year Total	Total Project Cost
306 Transportation Improvements	816,081	0	0	0	0	0	0	0	0	816,081
308 Sales Tax	6,010,517	3,472,361	3,059,961	3,200,000	3,200,000	3,200,000	3,200,000	1,320,845	14,120,845	23,603,723
309 Sales Tax - Extension	0	0	0	0	0	0	2,284,500	2,154,200	4,438,700	4,438,700
	<u>6,826,598</u>	<u>3,472,361</u>	<u>3,059,961</u>	<u>3,200,000</u>	<u>3,200,000</u>	<u>3,200,000</u>	<u>5,484,500</u>	<u>3,475,045</u>	<u>18,559,545</u>	<u>28,858,504</u>

Policy/Comprehensive Plan Information

Florida Statute 336.02

Operating Budget Impact

N/A

Leon County Government
FY 2010/FY 2014 Capital Improvement Program

Bannerman Road

Dept/Div: Engineering Services	Comp Plan CIE Project: Yes
Project #: 054003	Capital Improvement: Roadways
Service Type: Transportation	Level of Service Standard: D
Status: Existing Project - FY09 Carryforward	Current Level of Service: F

Project Description/Justification

This project is for improvements to Bannerman Road from Meridian Road to Thomasville Road to enhance motorist safety. The preliminary scope of the project includes permanent signalization systems and turns lanes at the Bannerman/Bull Headley and Bannerman/Tekesta intersections; resurfacing Bannerman Road from Meridian Road to Thomasville Road with new pavement markings and signs; and shoulder stabilization. Some improvements to the capacity may result from the intersection improvements, but the overall level of service is not expected to benefit significantly. In addition, the County will conduct a corridor study to determine the options for potential widening of Bannerman Road.

Financial Summary

Funding Source	Life To Date FY 2008	Adjusted Budget FY 2009	Year To Date FY 2009	FY 2010 Budget	FY 2011 Planned	FY 2012 Planned	FY 2013 Planned	FY 2014 Planned	5 Year Total	Total Project Cost
308 Sales Tax	334,715	2,836,525	238,004	0	0	0	0	0	0	3,171,240
	<u>334,715</u>	<u>2,836,525</u>	<u>238,004</u>	<u>0</u>	<u>0</u>	<u>0</u>	<u>0</u>	<u>0</u>	<u>0</u>	<u>3,171,240</u>

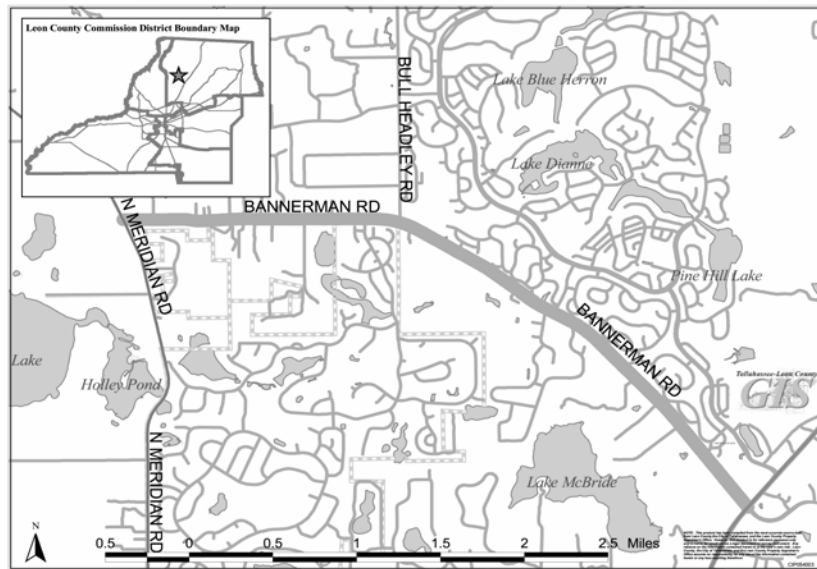
Policy/Comprehensive Plan Information

Comprehensive Plan Reference: TRAFFIC FLOW AND EFFICIENCY: Objective 1.5: [T] Improve the safety and preserve the integrity of the arterial and collector street system with an effective access management and traffic signal control program and with the use of traffic operations features to maximize the capacity of the existing street system.

Florida Statute Chapters 334 & 336 - direct counties responsibilities to maintain county road systems

Operating Budget Impact

This project may result in the creation of new stormwater treatment facilities which will impact the operating budget of the Division of Operations.



Leon County Government
FY 2010/FY 2014 Capital Improvement Program

Beech Ridge Trail

Dept/Div: Engineering Services	Comp Plan CIE Project: Yes	
Project #: 054010	Capital Improvement: Roadways	
Service Type: Transportation	Level of Service Standard: D	
Status: Existing Project - FY09 Carryforward	Current Level of Service: N/A (New Road)	

Project Description/Justification

This project is for the extension of Beech Ridge Trail from Kinhega Drive to Bannerman Road in accordance with the Mediated Settlement Agreement approved by the Board on February 12, 2002. This project includes a curb and gutter section roadway with underground drainage, 11' lanes, bike lanes, sidewalks and signalization at one of the new intersections. On June 10, 2008 the Board approved a Proportionate Share Agreement with a private Developer. As part of the agreement, the Developer assumed most of the responsibility for this road construction with the County to complete the road across the Kinhega right of way and construction of a roundabout intersection. Until such time as the terms of the 2002 Mediated Settlement Agreement have been satisfied, this project remains a County responsibility.

Financial Summary

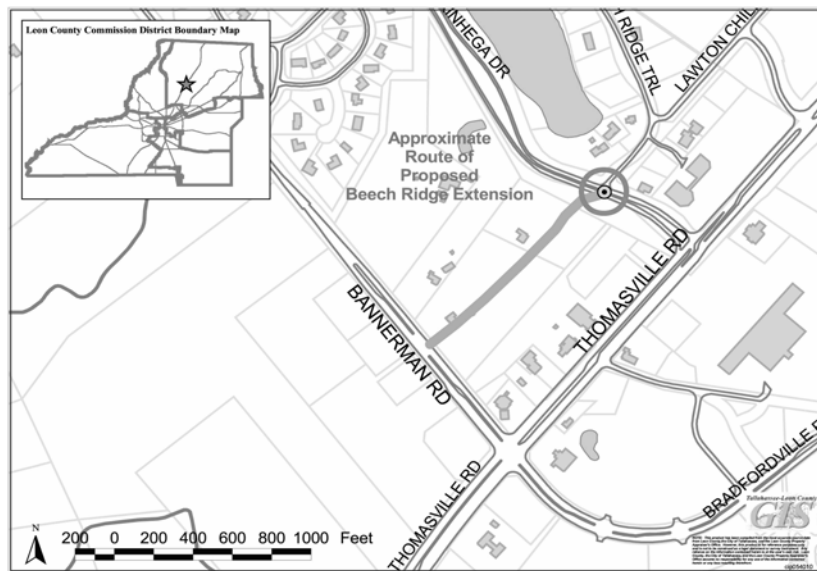
Funding Source	Life To Date FY 2008	Adjusted Budget FY 2009	Year To Date FY 2009	FY 2010 Budget	FY 2011 Planned	FY 2012 Planned	FY 2013 Planned	FY 2014 Planned	5 Year Total	Total Project Cost
308 Sales Tax	7,851	593,830	3,749	0	0	0	0	0	0	601,681
	<u>7,851</u>	<u>593,830</u>	<u>3,749</u>	<u>0</u>	<u>0</u>	<u>0</u>	<u>0</u>	<u>0</u>	<u>0</u>	<u>601,681</u>

Policy/Comprehensive Plan Information

Comprehensive Plan Reference: INTERGOVERNMENTAL TRANSPORTATION PLANNING Objective 1.11: [T] Develop the traffic circulation system in Tallahassee and Leon County in conjunction with the programs of the Tallahassee-Leon County Metropolitan Planning Organization, the Florida Department of Transportation, the City of Tallahassee and Leon County.

Operating Budget Impact

This project will result in the creation of new stormwater treatment facilities which will impact the operating budget of the Division of Operations. This project will also result in the creation of additional area to be resurfaced which will be addressed in the Arterial/Collector Resurfacing project.



**Leon County Government
FY 2010/FY 2014 Capital Improvement Program**

Buck Lake Road

Dept/Div:	Engineering Services	Comp Plan CIE Project:	Yes
Project #:	055001	Capital Improvement:	Roadways
Service Type:	Transportation	Level of Service Standard:	D
Status:	Existing Project - FY09 Carryforward	Current Level of Service:	F

Project Description/Justification

This project is for the reconstruction of Buck Lake Road in two phases. Phase 1 is now complete and includes the widening from two lanes to four lanes of the segment running from Mahan Drive to Davis Drive and intersection improvements at the intersection with Mahan Drive. This portion of the project was funded through a Joint Project Agreement with AIG Baker, the developer of Fallschase. Phase 2 will consist of completion of the enhanced two-lane section of Buck Lake Road from Davis Drive to Pedrick Road. The initial construction of the intersection improvements at Pedrick Road as Phase 2a will be followed by the enhanced roadway section as Phase 2b. In addition, intersection improvements will be made to the segment from Pedrick Road to Walden Road which will consist of a right turn lane at Nabb Road and a left turn lane at Walden Road. Funding includes \$29,608 in Mission San Miguel concurrency mitigation dollars for improvement to the Charlais Drive to Pedrick Road portion of Mahan Drive. The project also includes sidewalks and bike lanes on both sides of the road.

Financial Summary

Funding Source	Life To Date FY 2008	Adjusted Budget FY 2009	Year To Date FY 2009	FY 2010 Budget	FY 2011 Planned	FY 2012 Planned	FY 2013 Planned	FY 2014 Planned	5 Year Total	Total Project Cost
125 Grants	29,408	0	0	0	0	0	0	0	0	29,408
306 Transportation Improvements	0	2,000,000	5,332	0	0	0	0	0	0	2,000,000
308 Sales Tax	4,479,735	2,450,199	69,073	0	0	0	0	0	0	6,929,934
	<u>4,509,143</u>	<u>4,450,199</u>	<u>74,405</u>	<u>0</u>	<u>0</u>	<u>0</u>	<u>0</u>	<u>0</u>	<u>0</u>	<u>8,959,342</u>

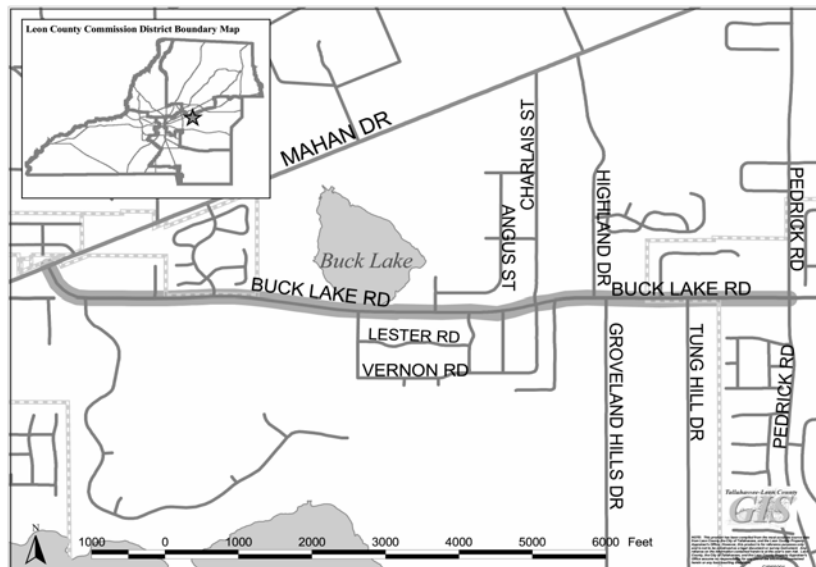
Policy/Comprehensive Plan Information

Comprehensive Plan Reference: TRAFFIC FLOW AND EFFICIENCY: Objective 1.5: [T] Improve the safety and preserve the integrity of the arterial and collector street system with an effective access management and traffic signal control program and with the use of traffic operations features to maximize the capacity of the existing street system.

Florida Statute Chapters 334 & 336 - direct counties responsibilities for maintenance of county road systems

Operating Budget Impact

This project will result in the reconstruction of the existing road so that normal maintenance will not be required for five to ten years. Additional pavement will result in additional maintenance that will be offset by roads leaving the County program through City annexation. Conversion of the existing open drainage system to culverts will reduce operating and maintenance costs. One new stormwater treatment facility will be created at the Pedrick Road intersection resulting in an operating budget impact for the Division of Operations.



CARDS Transportation Program: Start Up Costs

Dept/Div: Engineering Services	Comp Plan CIE Project: N/A
Project #: 057900	Capital Improvement: N/A
Service Type: Transportation	Level of Service Standard: N/A
Status: Existing Project - Revised	Current Level of Service: N/A

Project Description/Justification

The CARDS Transportation Program is for start-up costs for road and associated drainage improvements in accordance with Leon County Code of Laws, Chapter 16, Article II. The CARDS Transportation Program provides an opportunity for County residents who live on privately maintained roads and drainage systems to have their roads and drainage systems upgraded to County maintainable standards and then accepted into the County system for perpetual maintenance thereafter. If a 2/3 majority of the residents wish to utilize this program, the County will acquire ownership of the rights-of-way and easements necessary for County maintenance and the County will improve those systems. On completion, the total cost of the upgrade is assessed to all of the residents in the defined area. A separate Capital Improvement Project, CARDS Stormwater Program: Start-up Costs provides similar relief with County assistance where the cause of the problems is flooding during severe storm events.

Financial Summary

Funding Source	Life To Date FY 2008	Adjusted Budget FY 2009	Year To Date FY 2009	FY 2010 Budget	FY 2011 Planned	FY 2012 Planned	FY 2013 Planned	FY 2014 Planned	5 Year Total	Total Project Cost
305 Capital Improvements	0	65,000	12,033	100,000	100,000	100,000	100,000	100,000	500,000	565,000
	<u>0</u>	<u>65,000</u>	<u>12,033</u>	<u>100,000</u>	<u>100,000</u>	<u>100,000</u>	<u>100,000</u>	<u>100,000</u>	<u>500,000</u>	<u>565,000</u>

Policy/Comprehensive Plan Information

Leon County Code of Ordinances Article II, Section 16-28

Operating Budget Impact

Any additional pavement resulting in additional maintenance will be offset by roads leaving the County program through City annexation.

**Leon County Government
FY 2010/FY 2014 Capital Improvement Program**

Community Safety & Mobility

Dept/Div: Engineering Services	Comp Plan CIE Project: N/A
Project #: 056005	Capital Improvement: N/A
Service Type: Transportation	Level of Service Standard: N/A
Status: Existing Project	Current Level of Service: N/A

Project Description/Justification

This project is for the planning, design and construction of sidewalks, bikeways and traffic calming devices. Upon special approval from the Board, it can also be used to acquire rights-of-way necessary for the construction of these facilities. Funding for the Access Now infrastructure corrections and continuation of the traffic calming program are also included. The sidewalk component is prioritized using access to schools as the first level of priority, access to parks as the second level of priority and other requests as the third level of priority.

In FY09 the following projects were completed:
 Pimlico Sidewalk Project
 Ross Road Sidewalk Reconstruction for ADA compliance
 Aenon Church Road (Started March 2009)
 There were no Traffic Calming projects requested

In FY10 the following projects will be addressed:
 Dempsey Mayo Sidewalk
 Velda Dairy Road Sidewalk
 Perkins Road Sidewalk

Financial Summary

Funding Source	Life To Date FY 2008	Adjusted Budget FY 2009	Year To Date FY 2009	FY 2010 Budget	FY 2011 Planned	FY 2012 Planned	FY 2013 Planned	FY 2014 Planned	5 Year Total	Total Project Cost
306 Transportation Improvements	479,706	0	0	0	0	0	0	0	0	479,706
308 Sales Tax	1,053,998	0	0	0	0	0	0	0	0	1,053,998
309 Sales Tax - Extension	52,344	2,703,743	1,108,418	500,000	500,000	500,000	500,000	750,000	2,750,000	5,506,087
	<u>1,586,048</u>	<u>2,703,743</u>	<u>1,108,418</u>	<u>500,000</u>	<u>500,000</u>	<u>500,000</u>	<u>500,000</u>	<u>750,000</u>	<u>2,750,000</u>	<u>7,039,791</u>

Policy/Comprehensive Plan Information

Tallahassee/Leon County Comprehensive Plan
 Blue Print 2000
 Tallahassee/Leon County Bicycle and Pedestrian Master Plan
 Leon County School Board's "Safe Ways to School" Projects

Operating Budget Impact

This project will have minimal impacts on the operating budget. Sidewalks in residential areas tend to be maintained by the homeowners abutting sidewalks. More rural sidewalk locations do not require a high standard of maintenance. Repairs to damaged sidewalk sections should be minimal.

**Leon County Government
FY 2010/FY 2014 Capital Improvement Program**

Florida Department of Transportation Permitting Fees

Dept/Div:	Engineering Services	Comp Plan CIE Project:	N/A
Project #:	056007	Capital Improvement:	N/A
Service Type:	Transportation	Level of Service Standard:	N/A
Status:	Existing Project	Current Level of Service:	N/A

Project Description/Justification

This project is for permitting fees for projects associated with the Florida Department of Transportation.

Financial Summary

Funding Source	Life To Date FY 2008	Adjusted Budget FY 2009	Year To Date FY 2009	FY 2010 Budget	FY 2011 Planned	FY 2012 Planned	FY 2013 Planned	FY 2014 Planned	5 Year Total	Total Project Cost
308 Sales Tax	393,252	132,876	18,707	100,000	100,000	100,000	100,000	100,000	500,000	1,026,128
	<u>393,252</u>	<u>132,876</u>	<u>18,707</u>	<u>100,000</u>	<u>100,000</u>	<u>100,000</u>	<u>100,000</u>	<u>100,000</u>	<u>500,000</u>	<u>1,026,128</u>

Policy/Comprehensive Plan Information

Comprehensive Plan Reference: OVERALL GOAL (Effective 7/16/90) Maintain and improve the quality of life in Leon County through an integrated and comprehensive transportation system emphasizing the elements of aviation, mass transit, and traffic circulation including non-motorized transportation. During the May 27, 1997 meeting of the Leon County Board of County Commissioners, the Board entered in to a reciprocal agreement with the Florida Department of Transportation that provides them with an exemption for County permitting fees.

Comprehensive Plan Reference: INTERGOVERNMENTAL TRANSPORTATION PLANNING Objective 1.11: [T] Develop the traffic circulation system in Tallahassee and Leon County in conjunction with the programs of the Tallahassee-Leon County Metropolitan Planning Organization (composed of the Leon County Board of County Commissioners and the Tallahassee City Commission), the Florida Department of Transportation, the City of Tallahassee and Leon County.

Operating Budget Impact

N/A

**Leon County Government
FY 2010/FY 2014 Capital Improvement Program**

Gaines Street

Dept/Div: **Engineering Services**
 Project #: **051005**
 Service Type: **Transportation**
 Status: **Existing Project**

Comp Plan CIE Project: **Yes**
 Capital Improvement: **Roadways**
 Level of Service Standard: **D**
 Current Level of Service: **F**

Project Description/Justification

This project is for the revitalization of the community and retail areas of Gaines Street. The Gaines Street Corridor Project was started years ago and has gone through a number of changes. Some of the changes include design alternatives, funding options and the transfer of ownership from the State of Florida Department of Transportation to the City of Tallahassee. The City is considering other designs that include improvements to both Gaines Street and Madison Street (one way pair or parallel facilities options) within existing rights-of-way. The City believes this change in design will allow the development of Gaines Street to proceed in the manner described in the 2001 Gaines Street Revitalization Plan. As part of the roadway transfer agreement, the Department of Transportation is contributing \$6.4 million of designated rights-of-way funds and \$1 million to offset future maintenance expenses. The County is contributing \$10.7 million and the City is contributing \$17 million. The County's contribution is consistent with the Downtown Community Redevelopment Area Interlocal Agreement.

Financial Summary

Funding Source	Life To Date FY 2008	Adjusted Budget FY 2009	Year To Date FY 2009	FY 2010 Budget	FY 2011 Planned	FY 2012 Planned	FY 2013 Planned	FY 2014 Planned	5 Year Total	Total Project Cost
309 Sales Tax - Extension	0	3,453,258	0	2,907,650	2,192,000	2,147,092	0	0	7,246,742	10,700,000
	0	3,453,258	0	2,907,650	2,192,000	2,147,092	0	0	7,246,742	10,700,000

Policy/Comprehensive Plan Information

Gaines Street Revitalization Project
 Tallahassee/Leon County Long Range Transportation Plan

Operating Budget Impact

N/A



**Leon County Government
FY 2010/FY 2014 Capital Improvement Program**

Intersection and Safety Improvements

Dept/Div:	Engineering Services	Comp Plan CIE Project:	N/A
Project #:	057001	Capital Improvement:	N/A
Service Type:	Transportation	Level of Service Standard:	N/A
Status:	Existing Project	Current Level of Service:	N/A

Project Description/Justification

This project is for the improvement of intersections throughout the County in order to maintain safe and efficient operations. Intersection improvements can also have significant impacts on the capacity of road sections as it relates to concurrency management. This project funds intersection improvements according to a prioritized list. Occasionally, improvements can be coordinated with improvements being performed by other governmental agencies such as the Florida Department of Transportation and the City of Tallahassee to reduce the long term costs to the County. Intersection improvements that have significant costs or other impacts are typically established as an independent project and are not included in this project. Until the Beech Ridge Trail Extension (a separate project) is completed, the Beech Ridge Trail at Kinhega intersection remains as a project to be completed under this budget account. Funding includes \$53,385 in Hidden Pond concurrency mitigation dollars for intersection improvements on the Timberlane Road to McClay Road portion of Meridian Road.

The following intersection improvements are currently in design or construction:
Blairstone/Old St. Augustine
Bannerman/Bull Headley

The following are future intersection improvements to be addressed in response to concurrency requirements:
Beechridge/Kinhega
Chaires Crossroad/Capitola
Kinhega/Deer Lake
Geddie Road/State Road 20
Tekesta/Deer Lake
Aeon Church/State Road 20

Financial Summary

Funding Source	Life To Date FY 2008	Adjusted Budget FY 2009	Year To Date FY 2009	FY 2010 Budget	FY 2011 Planned	FY 2012 Planned	FY 2013 Planned	FY 2014 Planned	5 Year Total	Total Project Cost
125 Grants	0	1,229,064	142,982	0	0	0	0	0	0	1,229,064
306 Transportation Improvements	401,465	0	0	0	0	0	0	0	0	401,465
308 Sales Tax	2,543,362	5,873,726	601,824	750,000	750,000	750,000	750,000	0	3,000,000	11,417,088
309 Sales Tax - Extension	0	0	0	0	0	750,000	750,000	750,000	2,250,000	2,250,000
	<u>2,944,827</u>	<u>7,102,790</u>	<u>744,806</u>	<u>750,000</u>	<u>750,000</u>	<u>1,500,000</u>	<u>1,500,000</u>	<u>750,000</u>	<u>5,250,000</u>	<u>15,297,617</u>

Policy/Comprehensive Plan Information

Comprehensive Plan Reference: TRAFFIC FLOW AND EFFICIENCY: Objective 1.5: [T] Improve the safety and preserve the integrity of the arterial and collector street system with an effective access management and traffic signal control program and with the use of traffic operations features to maximize the capacity of the existing street system.

Operating Budget Impact

Operating impacts are realized by the cost to the County for the maintenance of new signals by the City of Tallahassee under the existing interlocal agreement. These costs are addressed in Public Works - Operations operating budget. Pavement enhancements at intersections are negligible additions to the pavement maintenance program. Any associated stormwater treatment facilities are absorbed into the operating budget of the Division of Operations.

**Leon County Government
FY 2010/FY 2014 Capital Improvement Program**

Local Road Resurfacing

Dept/Div:	Engineering Services	Comp Plan CIE Project:	N/A
Project #:	057005	Capital Improvement:	N/A
Service Type:	Transportation	Level of Service Standard:	N/A
Status:	Existing Project	Current Level of Service:	N/A

Project Description/Justification

This project is for the annual resurfacing of part of the County's local road system. Current funding levels allow for the resurfacing of approximately 3.25 miles of local roads per year. There are approximately 340 miles of local roads in the County system at this time.

Financial Summary

Funding Source	Life To Date FY 2008	Adjusted Budget FY 2009	Year To Date FY 2009	FY 2010 Budget	FY 2011 Planned	FY 2012 Planned	FY 2013 Planned	FY 2014 Planned	5 Year Total	Total Project Cost
306 Transportation Improvements	981,787	23,047	23,047	0	0	0	0	0	0	1,004,834
308 Sales Tax	1,006,180	364,819	364,819	850,000	0	850,000	0	850,000	2,550,000	3,920,999
309 Sales Tax - Extension	0	0	0	0	0	59,508	0	0	59,508	59,508
	<u>1,987,967</u>	<u>387,866</u>	<u>334,537</u>	<u>850,000</u>	<u>0</u>	<u>909,508</u>	<u>0</u>	<u>850,000</u>	<u>2,609,508</u>	<u>4,985,341</u>

Policy/Comprehensive Plan Information

Florida Statute 336.02

Operating Budget Impact

N/A

**Leon County Government
FY 2010/FY 2014 Capital Improvement Program**

Miccosukee Road Complex

Dept/Div:	Engineering Services	Comp Plan CIE Project:	N/A
Project #:	026002	Capital Improvement:	N/A
Service Type:	Transportation	Level of Service Standard:	N/A
Status:	Existing Project - FY09 Carryforward	Current Level of Service:	N/A

Project Description/Justification

This project is for the construction of crew truck sheds for the Public Works vehicles and equipment in accordance with Phase II of the overall plan for the complex which is now in construction.

Financial Summary

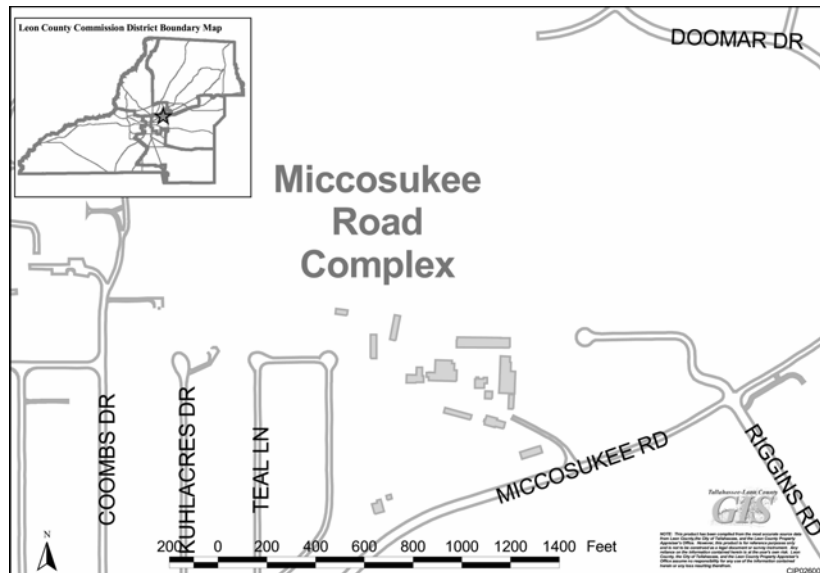
Funding Source	Life To Date FY 2008	Adjusted Budget FY 2009	Year To Date FY 2009	FY 2010 Budget	FY 2011 Planned	FY 2012 Planned	FY 2013 Planned	FY 2014 Planned	5 Year Total	Total Project Cost
305 Capital Improvements	1,086,585	58,231	57,368	0	0	0	0	0	0	1,144,816
306 Transportation Improvements	434,095	2,223,133	742,980	0	0	0	0	0	0	2,657,228
318 Bond Series 1999 Construction	551,244	118,756	48,497	0	0	0	0	0	0	670,000
325 Bond Series 1998A Construction	150,657	0	0	0	0	0	0	0	0	150,657
	2,222,581	2,400,120	848,845	0	0	0	0	0	0	4,622,701

Policy/Comprehensive Plan Information

Facilities Master Plan for the Miccosukee Road Complex

Operating Budget Impact

N/A



Leon County Government
FY 2010/FY 2014 Capital Improvement Program

Natural Bridge Road Bridge

Dept/Div: Engineering Services	Comp Plan CIE Project: Yes
Project #: 051006	Capital Improvement: Roadways
Service Type: Transportation	Level of Service Standard: C
Status: Existing Project - FY09 Carryforward	Current Level of Service: E

Project Description/Justification

This project is for the repair of County Bridge 554001, which is over 50 years old, to maintain its integrity until it can be replaced. The Florida Department of Transportation has identified this bridge for replacement by the State under the FDOT's Off-System Bridge Replacement Program. Although design has been authorized by FDOT for the bridge replacement, the actual funding of the replacement has not yet been identified.

Financial Summary

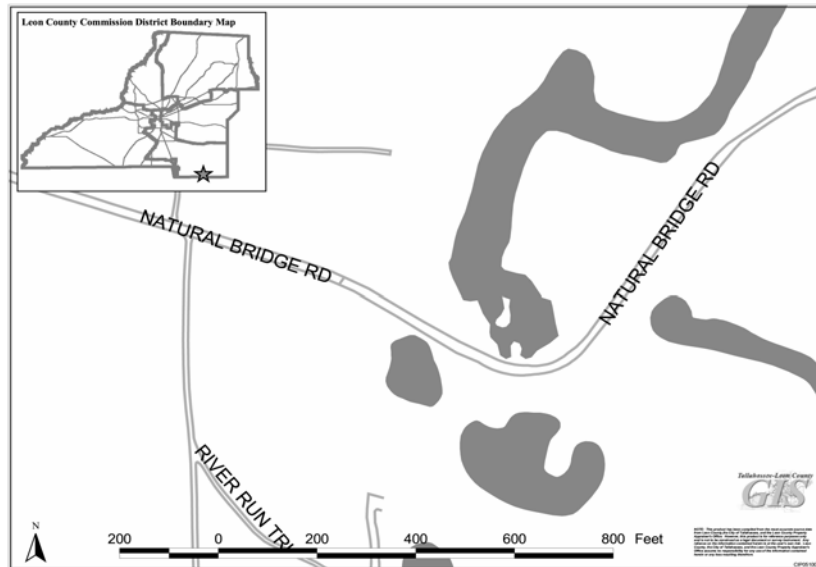
Funding Source	Life To Date FY 2008	Adjusted Budget FY 2009	Year To Date FY 2009	FY 2010 Budget	FY 2011 Planned	FY 2012 Planned	FY 2013 Planned	FY 2014 Planned	5 Year Total	Total Project Cost
309 Sales Tax - Extension	13,661	662,278	1,048	0	0	0	0	0	0	662,278
	<u>13,661</u>	<u>662,278</u>	<u>1,048</u>	<u>0</u>	<u>0</u>	<u>0</u>	<u>0</u>	<u>0</u>	<u>0</u>	<u>662,278</u>

Policy/Comprehensive Plan Information

Florida Statute 336.02

Operating Budget Impact

N/A



Leon County Government
FY 2010/FY 2014 Capital Improvement Program

North Monroe Turn Lane

Dept/Div:	Engineering Services	Comp Plan CIE Project:	Yes
Project #:	053003	Capital Improvement:	Roadways
Service Type:	Transportation	Level of Service Standard:	D
Status:	Existing Project - FY09 Carryforward	Current Level of Service:	E

Project Description/Justification

This project is for the modification of North Monroe Street to add a continuous right turn lane northbound from John Knox Road to the terminus of the Interstate 10 right turn lane and its ramps. The project design has been completed under the Florida Department of Transportation's County Incentive Grant Program and the County received a \$359,553 match for the design. In FY10 construction on this project is expected to begin.

Financial Summary

Funding Source	Life To Date FY 2008	Adjusted Budget FY 2009	Year To Date FY 2009	FY 2010 Budget	FY 2011 Planned	FY 2012 Planned	FY 2013 Planned	FY 2014 Planned	5 Year Total	Total Project Cost
125 Grants	359,553	0	0	0	0	0	0	0	0	359,553
341 Impact Fee - Countywide Road District	1,142,021	2,090,389	8,852	0	0	0	0	0	0	3,232,410
	<u>1,501,574</u>	<u>2,090,389</u>	<u>8,852</u>	<u>0</u>	<u>0</u>	<u>0</u>	<u>0</u>	<u>0</u>	<u>0</u>	<u>3,591,963</u>

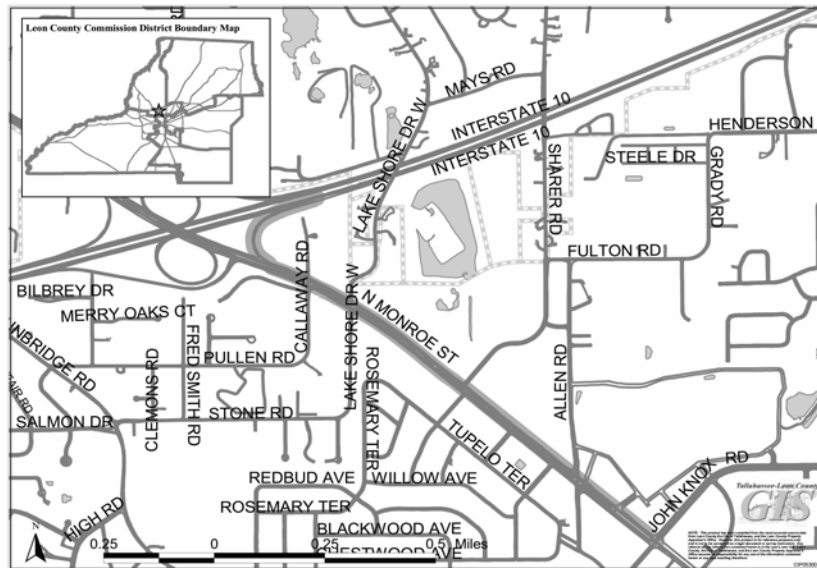
Policy/Comprehensive Plan Information

Comprehensive Plan Reference: INTERGOVERNMENTAL TRANSPORTATION PLANNING Objective 1.11: [T] Develop the traffic circulation system in Tallahassee and Leon County in conjunction with the programs of the Capital Region Transportation Planning Agency (composed of the Leon County Board of County Commissioners and the Tallahassee City Commission), the Florida Department of Transportation, the City of Tallahassee and Leon County.

Leon County Code of Laws Paragraph 10-603(c) "The monies deposited into the countywide road impact fee trust account shall be used solely to provide improvements and additions to the designated state roads required to accommodate traffic generated by growth as projected in the impact fee study."

Operating Budget Impact

N/A



**Leon County Government
FY 2010/FY 2014 Capital Improvement Program**

Open Graded Cold Mix Maintenance and Resurfacing

Dept/Div:	Public Works - Operations	Comp Plan CIE Project:	N/A
Project #:	026006	Capital Improvement:	N/A
Service Type:	Transportation	Level of Service Standard:	N/A
Status:	Existing Project - Revised	Current Level of Service:	N/A

Project Description/Justification

This project provides funding for materials and contract services associated with asphalt maintenance on Leon County's Open Grade Mix roadways. Prior to its FY09 sunset, the Alternative Stabilization Program was successful in stabilizing approximately 50 miles of County maintained dirt roads. Due to the sun-set of Alternative Stabilization Program, all future maintenance on these roads will be done within the Division of Operations' Transportation Program. The majority of these maintenance activities will be performed by one of the two former construction crews from the Alternative Stabilization Program.

Financial Summary

Funding Source	Life To Date FY 2008	Adjusted Budget FY 2009	Year To Date FY 2009	FY 2010 Budget	FY 2011 Planned	FY 2012 Planned	FY 2013 Planned	FY 2014 Planned	5 Year Total	Total Project Cost
306 Transportation Improvements	415,987	0	0	0	0	0	0	0	0	415,987
308 Sales Tax	5,734,247	1,947,790	740,593	602,500	602,500	602,500	602,500	602,500	3,012,500	10,694,537
	<u>6,150,234</u>	<u>1,947,790</u>	<u>740,593</u>	<u>602,500</u>	<u>602,500</u>	<u>602,500</u>	<u>602,500</u>	<u>602,500</u>	<u>3,012,500</u>	<u>11,110,524</u>

Policy/Comprehensive Plan Information

Florida Statute 336 - requires that local governments maintain infrastructures within their jurisdictions

Operating Budget Impact

Due to the "sunset" of the Alternative Stabilization Program at the end of FY09, certain pieces of heavy construction equipment will be eliminated due to a reduction in construction activities. All remaining staff and equipment will be utilized in maintenance activities associated with Open-Grade Mix roads and in activities supporting the County's Private Dirt Road Repair Program.

**Leon County Government
FY 2010/FY 2014 Capital Improvement Program**

Private Road Maintenance - Program Start Up Cost

Dept/Div:	Public Works - Operations	Comp Plan CIE Project:	N/A
Project #:	057003	Capital Improvement:	N/A
Service Type:	Transportation	Level of Service Standard:	N/A
Status:	Existing Project	Current Level of Service:	N/A

Project Description/Justification

This project is for the tracking of costs for road improvements according to the County's Private Dirt Road Repair Program and the Private Paved Road Preventative Maintenance and Repair Program. Each of these policies requires citizens seeking the services to pay for the work in advance. Costs will be charged against this project as payments are received. There will be no cost to the County for this project.

Financial Summary

Funding Source	Life To Date FY 2008	Adjusted Budget FY 2009	Year To Date FY 2009	FY 2010 Budget	FY 2011 Planned	FY 2012 Planned	FY 2013 Planned	FY 2014 Planned	5 Year Total	Total Project Cost
305 Capital Improvements	58,539	100,000	18,770	100,000	100,000	100,000	100,000	100,000	500,000	658,539
	<u>58,539</u>	<u>100,000</u>	<u>18,770</u>	<u>100,000</u>	<u>100,000</u>	<u>100,000</u>	<u>100,000</u>	<u>100,000</u>	<u>500,000</u>	<u>658,539</u>

Policy/Comprehensive Plan Information

Leon County Policy 15.04, Private Dirt Road Repair Program

Leon County Policy 15.04.02, Private Paved Road Preventative Maintenance and Repair Program

Operating Budget Impact

N/A

**Leon County Government
FY 2010/FY 2014 Capital Improvement Program**

Public Works Vehicle & Equipment Replacement

Dept/Div: Fleet Management	Comp Plan CIE Project: N/A
Project #: 026005	Capital Improvement: N/A
Service Type: Transportation	Level of Service Standard: N/A
Status: Existing Project	Current Level of Service: N/A

Project Description/Justification

This project is for the replacement of Public Works vehicles and equipment. The following is the FY10 replacement schedule:

Unit	Year/Make	Description	Mileage	Acquis.	Repair	Replace
806	1987 INTERNATIONAL	TRANSPORT	193,384	\$54,898	\$82,845	\$105,000
855	1987 INGERSOL	STEEL WHEEL ROLLER	876	\$18,299	\$9,165	\$60,000
1051	1992 TRAILZEZE	TRANSPORT TRAILER	N/R	\$37,490	\$50,105	\$85,000
1304	1997 CHEVROLET	1/2 TON 4X2 P/U	91,760	\$16,617	\$7,189	\$29,500
1492	1992 N/HOLLAND	TRACTOR	3,526	\$25,859	\$29,322	\$55,000
1559	2002 VERMEER	BRUSH CHIPPER	1,314	\$28,500	\$23,859	\$45,000
1616	2002 FORD F-750	CREWCAB DUMP	149,743	\$60,630	\$36,489	\$85,000
1617	2002 FORD F-750	CREWCAB DUMP	127,022	\$60,630	\$21,293	\$85,000

Financial Summary

Funding Source	Life To Date FY 2008	Adjusted Budget FY 2009	Year To Date FY 2009	FY 2010 Budget	FY 2011 Planned	FY 2012 Planned	FY 2013 Planned	FY 2014 Planned	5 Year Total	Total Project Cost
306 Transportation Improvements	4,387,976	863,430	711,523	549,500	1,031,921	1,186,710	1,068,039	950,000	4,786,170	10,037,576
	<u>4,387,976</u>	<u>863,430</u>	<u>711,523</u>	<u>549,500</u>	<u>1,031,921</u>	<u>1,186,710</u>	<u>1,068,039</u>	<u>950,000</u>	<u>4,786,170</u>	<u>10,037,576</u>

Policy/Comprehensive Plan Information

N/A

Operating Budget Impact

N/A

Leon County Government
FY 2010/FY 2014 Capital Improvement Program

Pullen Road at Old Bainbridge Road

Dept/Div:	Engineering Services	Comp Plan CIE Project:	Yes
Project #:	053002	Capital Improvement:	Roadways
Service Type:	Transportation	Level of Service Standard:	D
Status:	Existing Project - FY09 Carryforward	Current Level of Service:	F

Project Description/Justification

This project is for improvements to Pullen Road at Old Bainbridge Road including the addition of left turn lanes, traffic signalization, related stormwater infrastructure and pedestrian, and ADA facilities. The City of Tallahassee had previously requested that this intersection project be incorporated into the City's Pullen Road project for coordination and cost benefits. The City has recently placed the project on hold due to funding limitations. As it is unknown when the City funding will be available, the County is now re-assuming project responsibility for the intersection. In previous similar situations, the City has shared these costs on a pro rata basis, based on the number of City streets connecting to the intersection. Funding includes \$145,520 in River's Landing concurrency mitigation dollars and \$249,995 in Sagebrook Mill concurrency mitigation dollars.

Financial Summary

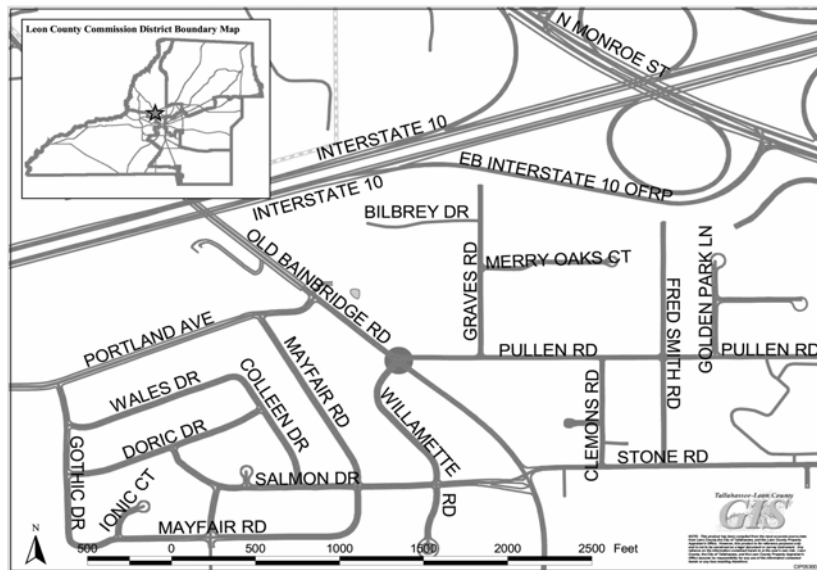
Funding Source	Life To Date FY 2008	Adjusted Budget FY 2009	Year To Date FY 2009	FY 2010 Budget	FY 2011 Planned	FY 2012 Planned	FY 2013 Planned	FY 2014 Planned	5 Year Total	Total Project Cost
125 Grants	26,735	368,780	75,068	0	0	0	0	0	0	395,515
308 Sales Tax	0	546,489	0	0	0	0	0	0	0	546,489
343 Impact Fee - Northwest Urban Collector	0	484,770	24,859	0	0	0	0	0	0	484,770
	<u>26,735</u>	<u>1,400,039</u>	<u>99,927</u>	<u>0</u>	<u>0</u>	<u>0</u>	<u>0</u>	<u>0</u>	<u>0</u>	<u>1,426,774</u>

Policy/Comprehensive Plan Information

Comprehensive Plan Reference: Objective 1.5: [T] Improve the safety and preserve the integrity of the arterial and collector street system with an effective access management and traffic signal control program and with the use of traffic operations features to maximize the capacity of the existing street system.

Operating Budget Impact

It is anticipated that stormwater facilities will be shared with other City of Tallahassee projects in the area and will not result in operating impacts to the County. The new signal will impact the operating budget of the Public Work - Operations Division.



**Leon County Government
FY 2010/FY 2014 Capital Improvement Program**

Smith Creek Road Bridge

Dept/Div: Engineering Services	Comp Plan CIE Project: Yes
Project #: 052002	Capital Improvement: Roadways
Service Type: Transportation	Level of Service Standard: C
Status: Existing Project - FY09 Carryforward	Current Level of Service: E

Project Description/Justification

This project is for the repair and the ultimate replacement of County Bridge No. 550034 which is over 50 years old. Repairs were made in 2009. Replacement will be required by FY11. Staff will work with the Florida Department of Transportation for possible replacement under the Off-system Bridge Replacement Program. If this project does not qualify for the program, staff will begin developing replacement costs.

Financial Summary

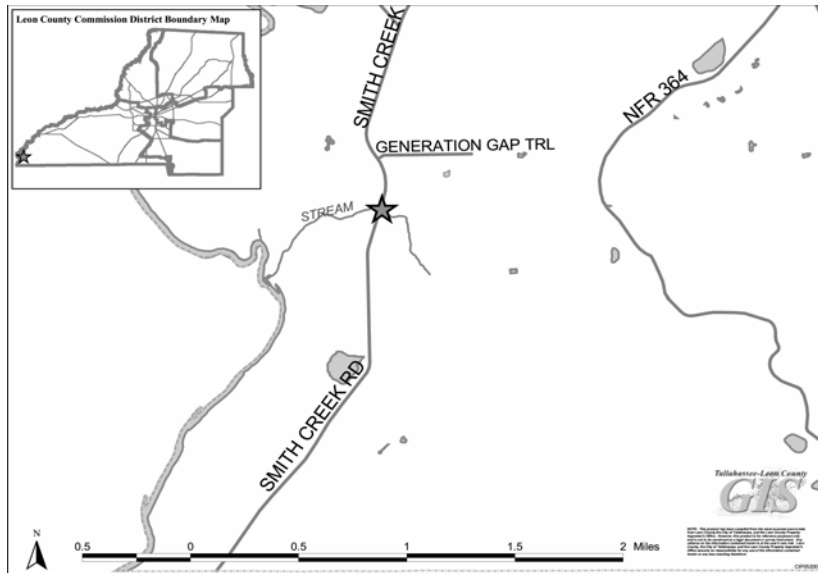
Funding Source	Life To Date FY 2008	Adjusted Budget FY 2009	Year To Date FY 2009	FY 2010 Budget	FY 2011 Planned	FY 2012 Planned	FY 2013 Planned	FY 2014 Planned	5 Year Total	Total Project Cost
309 Sales Tax - Extension	53,567	249,050	127,018	0	0	0	0	0	0	302,617
	<u>53,567</u>	<u>249,050</u>	<u>127,018</u>	<u>0</u>	<u>0</u>	<u>0</u>	<u>0</u>	<u>0</u>	<u>0</u>	<u>302,617</u>

Policy/Comprehensive Plan Information

Florida Statute 336.02

Operating Budget Impact

N/A



**Leon County Government
FY 2010/FY 2014 Capital Improvement Program**

Talpeco Road & Highway 27 North

Dept/Div:	Engineering Services	Comp Plan CIE Project:	Yes
Project #:	053005	Capital Improvement:	Roadways
Service Type:	Transportation	Level of Service Standard:	C
Status:	Existing Project - FY09 Carryforward	Current Level of Service:	E

Project Description/Justification

This project is for the installation of a right turn lane from Talpeco Road onto Highway 27 North (Monroe Street). This project will also provide related stormwater infrastructure as necessary. It is expected that the project will be developed as a joint project with the Florida Department of Transportation for other improvements to the intersection such as additional turn lane enhancements, if FDOT identifies such additional improvements. This project is listed on the County's intersection improvement prioritization.

Financial Summary

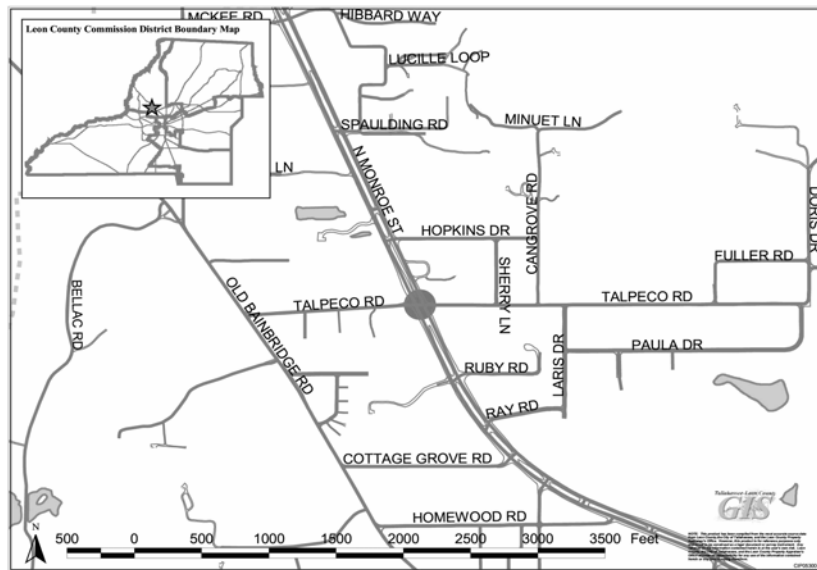
Funding Source	Life To Date FY 2008	Adjusted Budget FY 2009	Year To Date FY 2009	FY 2010 Budget	FY 2011 Planned	FY 2012 Planned	FY 2013 Planned	FY 2014 Planned	5 Year Total	Total Project Cost
309 Sales Tax - Extension	0	400,000	19,862	0	0	0	0	0	0	400,000
	0	400,000	19,862	0	0	0	0	0	0	400,000

Policy/Comprehensive Plan Information

Comprehensive Plan Reference: Objective 1.5: [T] Improve the safety and preserve the integrity of the arterial and collector street system with an effective access management and traffic signal control program and with the use of traffic operations features to maximize the capacity of the existing street system.

Operating Budget Impact

This project will result in the creation of new stormwater treatment facilities which will impact the operating budget of the Division of Operations.



Leon County Government
FY 2010/FY 2014 Capital Improvement Program

Timberlane Road Intersections

Dept/Div: Engineering Services	Comp Plan CIE Project: Yes
Project #: 054007	Capital Improvement: Roadways
Service Type: Transportation	Level of Service Standard: D
Status: Existing Project - FY09 Carryforward	Current Level of Service: F

Project Description/Justification

This project is for improvements to the intersection of Timberlane Road and Timberlane School Road including the addition of left turn lanes, traffic signalization, related stormwater infrastructure and pedestrian and ADA facilities. This project also includes the extension of the entrance of Gilchrist Elementary School.

Financial Summary

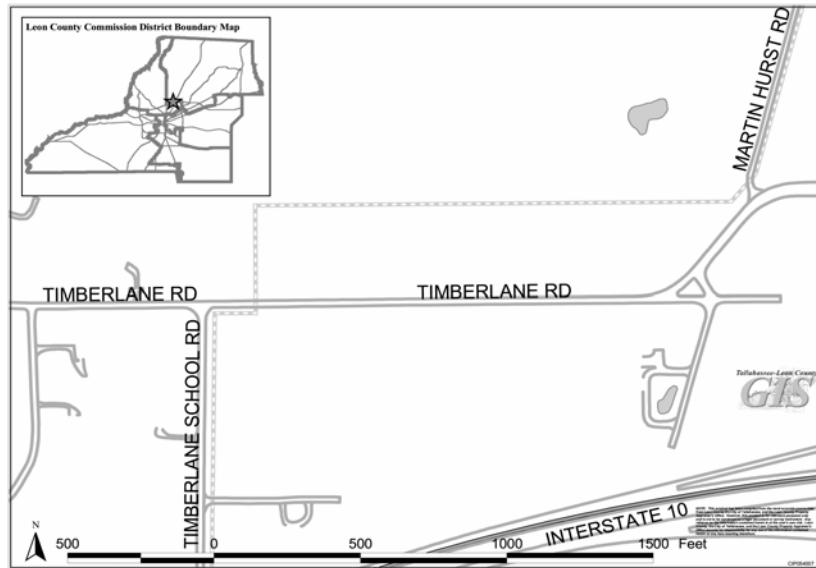
Funding Source	Life To Date FY 2008	Adjusted Budget FY 2009	Year To Date FY 2009	FY 2010 Budget	FY 2011 Planned	FY 2012 Planned	FY 2013 Planned	FY 2014 Planned	5 Year Total	Total Project Cost
308 Sales Tax	80,862	1,042,206	476,237	0	0	0	0	0	0	1,123,068
	<u>80,862</u>	<u>1,042,206</u>	<u>476,237</u>	<u>0</u>	<u>0</u>	<u>0</u>	<u>0</u>	<u>0</u>	<u>0</u>	<u>1,123,068</u>

Policy/Comprehensive Plan Information

Comprehensive Plan Reference: Objective 1.5: [T] Improve the safety and preserve the integrity of the arterial and collector street system with an effective access management and traffic signal control program and with the use of traffic operations features to maximize the capacity of the existing street system.

Operating Budget Impact

This project will result in the creation of new stormwater treatment facilities and new signals which will impact the operating budget of the Division of Operations.



Leon County Government
FY 2010/FY 2014 Capital Improvement Program

Tram Road & Gaile Avenue

Dept/Div: **Engineering Services**
 Project #: **051004**
 Service Type: **Transportation**
 Status: **Existing Project**

Comp Plan CIE Project: **Yes**
 Capital Improvement: **Roadways**
 Level of Service Standard: **D**
 Current Level of Service: **F**

Project Description/Justification

This project is for the realignment of Gaile Road's connection with Tram Road so that the intersection of the roads is at right angle. This project will also provide related stormwater infrastructure as necessary. It is expected that this project will be developed as a joint project with the City of Tallahassee and that the City will be providing additional funding. This project is listed on the County's intersection improvement prioritization.

Financial Summary

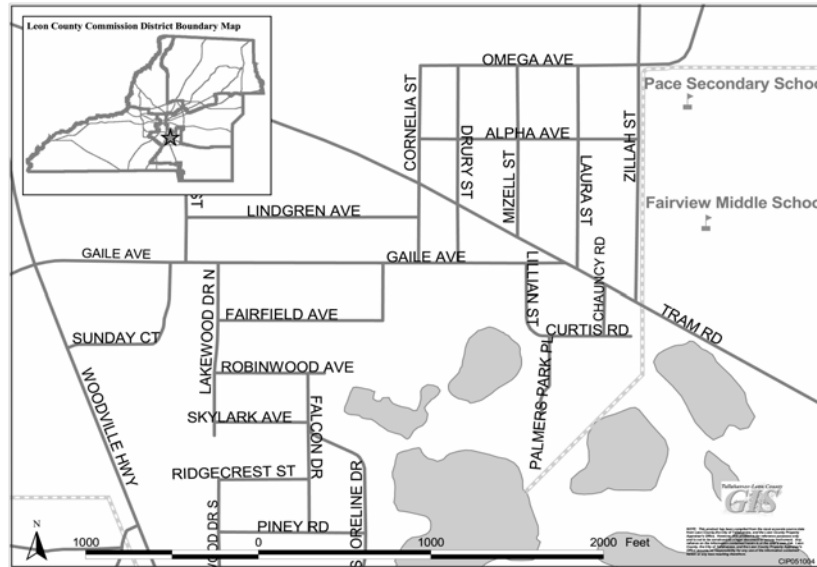
Funding Source	Life To Date FY 2008	Adjusted Budget FY 2009	Year To Date FY 2009	FY 2010 Budget	FY 2011 Planned	FY 2012 Planned	FY 2013 Planned	FY 2014 Planned	5 Year Total	Total Project Cost
309 Sales Tax - Extension	0	0	0	0	200,000	0	0	0	200,000	200,000
	0	0	0	0	200,000	0	0	0	200,000	200,000

Policy/Comprehensive Plan Information

Comprehensive Plan Reference: TRAFFIC FLOW, SAFETY AND EFFICIENCY Objective 1.5: Improve the safety and preserve the integrity of the arterial and collector street system with an effective access management and traffic signal control program and with the use of traffic operations features to maximize the capacity of the existing street system.

Operating Budget Impact

This project will result in the creation of new stormwater treatment facilities which will impact the operating budget of the Division of Operations.



Appendix

County Charter	16-2
Guiding Principles	16-8
Summary of County Financial Policies & Ordinances	16-9
County Financial Policies & Ordinances:	16-11
Policy No. 81-1 Industrial Development Revenue Bond Financing	16-11
Policy No. 92-4 Accounting & Reporting	16-11
Policy No. 92-5 Revenues	16-11
Policy No. 93-44 Fiscal Planning	16-11
Policy No. 93-46 Dues & Memberships	16-12
Policy No. 93-47 Debt Management & Other Investments	16-12
Policy No. 97-11 Amending the Budget	16-13
Policy No. 98-16 Carry Forward Program	16-13
Policy No. 00-1 Financial Advisory Committee	16-14
Policy No. 02-12 Leon County Investment Policy	16-14
Policy No. 03-08 Landfill Rate Stabilization Reserve	16-24
Ordinance No. 06-34 Discretionary Funding Guidelines	16-24
Policy No. 07-2 Reserves	16-26
Tallahassee-Leon County Comprehensive Capital Improvement Element Goals, Objectives, & Policies	16-29
Budget Terminology	16-46
Statistical Summary	16-53
Budget Calendar	16-57
Budget Cost Summaries	16-59
Clerk of Circuit Court – Supplemental Budget Information	16-123
Quick Reference Guide	16-128



County Charter

WHEREAS, Leon County, Florida, is presently a non-charter county government as established under Article VIII, Section 1(f), Florida Constitution; and

WHEREAS, Article VIII, Sections 1(c) and 1(g), Florida Constitution, provide that a county government may be established by charter, which shall be adopted upon a majority vote of the electors of the county; and

WHEREAS, Section 125.80, *et seq.*, Florida Statutes, provides a method whereby a non-charter county may locally initiate a county home rule charter;

NOW, THEREFORE, BE IT ORDAINED BY THE BOARD OF COUNTY COMMISSIONERS OF LEON COUNTY, FLORIDA, that:

SECTION 1. HOME RULE CHARTER.

The proposed Home Rule Charter of Leon County, Florida, shall read as follows:

PREAMBLE

We, the citizens of Leon County, Florida, united in the belief that governmental decisions affecting local interests should be made locally, rather than by the State, and that County government should be reflective of the people of the County and should serve them in achieving a more responsive and efficient form of government and in order to empower the people of this County to make changes in their own government, do ordain and establish this Home Rule Charter for Leon County, Florida.

ARTICLE I. CREATION, POWERS AND ORDINANCES OF HOME RULE CHARTER GOVERNMENT

Sec. 1.1. Creation and general powers of Home Rule Charter government.

The County shall have all powers of self-government not inconsistent with general law, with special law approved by vote of the electors, or with this Charter. The County shall have all county and municipal powers of self-government granted now or in the future by the Constitution and laws of the State of Florida.

Sec. 1.2. Body corporate, name, and boundaries.

Leon County shall be a body corporate and politic. The corporate name shall be Leon County, Florida. The County seat and boundaries shall be those designated by law on the effective date of this Home Rule Charter.

Sec. 1.3. Construction.

The powers granted by this Home Rule Charter

shall be construed broadly in favor of the charter government. The specified powers in this Charter shall not be construed as limiting, in any way, the general or specific power of the government as stated in this article. It is the intent of this article to grant to the charter government full power and authority to exercise all governmental powers necessary for the effective operation and conduct of the affairs of the charter government.

Sec. 1.4. County Purposes.

The County, operating under this Charter, shall have all special powers and duties which are not inconsistent with this Charter, heretofore granted by law to the Board of County Commissioners, and shall have such additional county and municipal powers as may be required to fulfill the intent of this Charter.

Sec. 1.5. Municipal Purposes.

The County shall have all necessary municipal powers to accomplish municipal purposes within the County. In the event the Board of County Commissioners levies the Municipal Public Services Tax on utilities, any additional recurring or non-recurring fee or charge imposed on a utility relating to the use or occupation of the public rights-of-way shall not exceed what is reasonably necessary to properly monitor and enforce compliance with the County's rules and regulations concerning placement and maintenance of utility facilities in the public rights-of-way.

Sec. 1.6. Relation to Municipal Ordinances.

Except as otherwise provided by law or this Charter, municipal ordinances shall prevail over County ordinances to the extent of any conflict within the boundaries of the municipality. To the extent that a county ordinance and a municipal ordinance shall cover the same subject without conflict, then both the municipal ordinance and the county ordinance shall be effective, each being deemed supplemental to the other.

Sec. 1.7. Transfer of Power.

Whenever a municipality, special district or agency shall request by a majority vote of the governing body the performance or transfer of a function to the County, the County is so authorized by a majority vote of the Board of County Commissioners to have the power and authority to assume and perform such functions and obligations. This section does not authorize a transfer in violation of Article VIII, § 4 of the Constitution of Florida.

Sec. 1.8. Division of Powers.

This Charter establishes the separation between legislative and administrative functions of this

County Charter

government. The establishment and adoption of policy shall be the responsibility of the Board of County Commissioners and the execution of that policy shall be the responsibility of the County Administrator.

Sec. 1.9. Relation to State Law.

Special laws of the state legislature relating to or affecting Leon County and general laws of local application which apply only to Leon County, except those laws relating exclusively to a municipality, the school board, or a special district, shall be subject to approval by local referendum to the extent that they are not in conflict with this Charter. All special laws so approved shall become ordinances, and may be subject to amendment or repeal by the Board of County Commissioners.

ARTICLE II. ORGANIZATION OF COUNTY GOVERNMENT

Sec. 2.1. Elected Commission and appointed County Administrator form of government.

Leon County shall operate under an elected County Commission and an appointed County Administrator form of government with separation of legislative and executive functions in accordance with the provisions of this Home Rule Charter. The legislative responsibilities and powers of the County shall be assigned to, and vested in, the Board of County Commissioners. The executive responsibilities and power of the County shall be assigned to, and vested in, the County Administrator, who shall carry out the directives and policies of the Board of County Commissioners and enforce all orders, resolutions, ordinances and regulations of the Board, the Charter and all applicable general law to assure that they be faithfully executed.

Sec. 2.2. Legislative Branch.

(1) The County Commission.

The governing body of the County shall be a Board of County Commissioners composed of seven (7) Members serving staggered terms of four (4) years. There shall be one (1) Commissioner elected for each of the five (5) County Commission districts, established pursuant to general law or by ordinance, and they shall be elected by the electors of that district. There shall be two At-large Commissioners elected on a countywide basis by the electors of the County. Elections for all seven (7) members of the County Commission shall be Non-partisan. Each candidate for the office of district County Commissioner shall reside within the district from which such candidate seeks election at the time of

qualifying to run for that office, and during the term of office each Commissioner shall reside in the district from which such Commissioner ran for office, provided that any Commissioner whose residence is removed from a district by redistricting may continue to serve during the balance of the term of office.

(2) Redistricting.

Redistricting of County Commission district boundaries shall be in accordance with general law, changed only after notice and a public hearing as provided by general law.

(3) Salaries and Other Compensation.

Salaries and other compensation of the County Commissioners shall be established by ordinance, and salary shall not be lowered during an officer's term.

(4) Authority.

The Board of County Commissioners shall exercise all legislative authority provided by this Home Rule Charter in addition to all other powers and duties authorized by general law or special law approved by a vote of the electorate.

(5) Vacancies.

A vacancy in the office of County Commissioner shall be defined and filled as provided by general law.

(6) Administrative Code.

The County Commission shall adopt an administrative code in accordance with general law.

Sec. 2.3. Executive Branch.

(1) The County Administrator.

(A) The County Administrator shall be appointed by, and serve at the pleasure of, the Board of County Commissioners. The County Administrator shall be the chief executive officer of the County and all executive responsibilities and powers shall be assigned to, and vested in, the County Administrator. The County Administrator shall exercise all executive authority provided by this Home Rule Charter and all other powers and duties authorized by general or special law.

(B) The County Administrator shall be chosen on the basis of his/her professional qualifications, administrative and executive experience, and ability to serve as the chief administrator of the County. The County Administrator shall reside within the County during his/her tenure as County Administrator.

(C) The compensation of the County

County Charter

Administrator shall be fixed by the Board of County Commissioners at a level commensurate with the responsibilities of the position, with performance appraisals conducted by the Board of County Commissioners at least annually.

(D) A vacancy in the office shall be filled in the same manner as the original appointment. The County Administrator may appoint an Acting County Administrator in the case of his/her temporary vacancy.

(2) Senior Management.

The County's senior management employees, with the exception of the County Attorney's and Tourist Development Council (TDC) staff, shall serve at the pleasure of the County Administrator, who may suspend or discharge senior management personnel with or without cause.

Sec. 2.4. County Attorney.

(1) There shall be a County Attorney selected by the Board of County Commissioners who shall serve at the pleasure of, and report directly to, the Board of County Commissioners, and shall reside within the County during his/her tenure as County Attorney.

(2) The County Attorney shall provide legal services to the Board of County Commissioners, the County Administrator, and County departments, boards and agencies organized under the Board of County Commissioners.

(3) The compensation of the County Attorney shall be fixed by the Board of County Commissioners at a level commensurate with the responsibilities of the position with performance appraisals conducted by the Board of County Commissioners at least annually.

ARTICLE III. ELECTED COUNTY CONSTITUTIONAL OFFICERS

Sec. 3.1. Preservation of Constitutional Offices.

The offices of the Sheriff, Property Appraiser, Tax Collector, Clerk of the Circuit Court and Supervisor of Elections shall remain as independently elected constitutional offices, and the status, powers, duties and functions of such offices, shall not be altered by this Home Rule Charter, or any revisions or amendments hereto, except as provided in Section 5.2 below. The constitutional officers shall perform their executive and administrative functions as provided by law.

Sec. 3.2. Non-Partisan Elections.

(1) Non-Partisan Offices.

The Supervisor of Elections shall be non-partisan.

(A) Non-Partisan Election Procedures.

If three or more candidates, none of whom is a write-in candidate, qualify for such office, the names of those candidates shall be placed on a non-partisan ballot at the first primary election. If no candidate for such office receives a majority of the votes cast for such office in the first primary election, the names of the two candidates receiving the highest number of votes for such office shall be placed on the general election ballot.

(B) Qualification by Petition.

A candidate for non-partisan office may qualify for election to such office by means of the petitioning process provided in general law.

Sec. 3.3. Clerk Auditor.

(1) The Leon County Clerk of the Court shall serve as the Auditor to the Commission as specified by law. The Clerk shall employ a Certified Internal Auditor, Certified Public Accountant, or such other person qualified by education or experience in governmental accounting, internal auditing practices and fiscal controls, which shall include at least five (5) years experience in professional accounting, auditing, governmental fiscal administration or related experience, unless the Clerk holds such qualifications. The Board of County Commissioners shall fund the audit function of the Clerk.

(2) Audit Committee.

There shall be a five member Audit Committee of which two members shall be appointed by the County Commission and three by the Clerk. The Audit Committee shall adopt an annual plan of work for the Auditor and shall oversee the work of the Auditor. The Audit Committee members shall be residents of Leon County, none of whom may be an employee or officer of County government, and who have experience as a public accountant, internal auditor, or as a financial manager for a public, private or not for profit institution. The purpose of the Committee is to promote, maintain, and enhance the independence and objectivity of the internal audit function by ensuring broad audit coverage, adequate consideration of audit reports, and appropriate action on recommendations. Clerk shall provide for the organization and duties of the audit committee, including membership terms, voting procedures, officers, sub-committees, meeting schedules and staff support.

ARTICLE IV. POWERS RESERVED TO THE PEOPLE: INITIATIVE AND RECALL

Sec. 4.1. Citizen Initiative.

County Charter

(1) Right to Initiate.

The electors of Leon County shall have the right to initiate County ordinances in order to establish new ordinances and to amend or repeal existing ordinances, not in conflict with the Florida Constitution, general law or this Charter, upon petition signed by at least ten percent (10%) of the total number of electors qualified to vote in the County reflecting ten percent (10%) of the total number of electors qualified to vote within each of the five (5) commission districts. The total number of electors qualified shall mean the total number of electors qualified to vote in the last preceding general election.

(2) Procedure for Petition.

The sponsor of an initiative shall, prior to obtaining any signatures, submit the text of a proposed ordinance to the Supervisor of Elections, with the proposed ballot summary and the form on which signatures will be affixed and obtain a dated receipt therefore. Any such ordinances shall embrace but one (1) subject and matter directly connected therewith. The sponsor shall cause a notice of such submission to be published within fourteen (14) days thereof in a newspaper of general circulation in the County. The allowable period for obtaining signatures on the petition shall be completed not later than one (1) year after initial receipt of the petition by the Supervisor of Elections. The sponsor shall comply with all requirements of general law for political committees, and shall file quarterly reports with the Supervisor of Elections stating, to the best of the sponsor's information and belief, the number of signatures procured. The time and form of such reports may be prescribed by ordinance. When a sufficient number of signatures are obtained, the sponsor shall thereupon submit signed and dated forms to the Supervisor of Elections, and upon submission, shall pay all fees required by general law. The Supervisor of Elections shall, within sixty (60) days after submission of signatures, verify the signatures thereon, or specify a reason for the invalidity of each rejected signature, if the petition is rejected for insufficiency of the number of valid signatures. If the petition is rejected for insufficiency of the number of signatures, the sponsor shall have an additional thirty (30) days within which to submit additional signatures for verification. The Supervisor of Elections shall, within thirty (30) days of submission of additional signatures, verify the additional signatures. In the event sufficient signatures are still

not acquired, the Supervisor of Elections shall declare the petition null and void and none of the signatures may be carried over onto another identical or similar petition.

(3) Consideration by Board of County Commissioners.

Within sixty (60) days after the requisite number of signatures has been verified by the Supervisor of Elections and reported to the Board of County Commissioners, the Board of County Commissioners shall give notice and hold public hearing(s) as required by general law on the proposed ordinance and vote on it. If the Board fails to enact the proposed ordinance it shall, by resolution, call a referendum on the question of the adoption of the proposed ordinance to be held at the next general election occurring at least forty-five (45) days after the adoption of such resolution. If the question of the adoption of the proposed ordinance is approved by a majority of those registered electors voting on the question, the proposed ordinance shall be declared, by resolution of the Board of County Commissioners, to be enacted and shall become effective on the date specified in the ordinance, or if not so specified, on January 1 of the succeeding year. The Board of County Commissioners shall not amend or repeal an ordinance adopted by initiative prior to the next succeeding general election, without the approval of a majority of the electors voting at a referendum called for that purpose.

(4) Limitation on Ordinances by Initiative.

The power to enact, amend or repeal an ordinance by initiative shall not include ordinances or provisions related to County budget, debt obligations, capital improvement programs, salaries of County officers and employees, the assessment or collection of taxes, or the zoning of land.

Sec. 4.2. Recall.

All members of the Board of County Commissioners shall be subject to recall as provided by general law.

ARTICLE V. HOME RULE CHARTER TRANSITION, AMENDMENTS, REVIEW, SEVERANCE, EFFECTIVE DATE

Sec. 5.1. Home Rule Charter Transition.

(1) General Provisions.

Unless expressly provided otherwise in this Home Rule Charter, the adoption of this Charter shall

County Charter

not affect any existing contracts or obligations of Leon County; the validity of any of its laws, ordinances, regulations, and resolutions; or the term of office of any elected County officer, whose term shall continue as if this charter had not been adopted.

(2) Initial County Commissioners.

The persons comprising the Leon County Board of County Commissioners on the effective date of this Charter shall become the initial members of the Board of County Commissioners of the Charter government and shall perform the functions thereof until the normal expiration of their terms or until the election and qualification of their successors as provided by law.

(3) Outstanding Bonds.

All outstanding bonds, revenue certificates, and other financial obligations of the County outstanding on the effective date of this Charter shall be obligations of the Charter government. All actions taken by the former government relating to the issuance of such obligations are hereby ratified and confirmed. Payment of such obligations and the interest thereon shall be made solely from, and charged solely against, funds derived from the same sources from which such payment would have been made had this Charter not taken effect.

(4) Employees Continuation.

All employees of the former County government shall, on the effective date of this Charter, become employees of the County government created by this Charter. All existing wages, benefits, and agreements, and conditions of employment shall continue, until modified by lawful action of the County Commission.

Sec. 5.2. Home Rule Charter Amendments.

(1) Amendments Proposed by Petition.

(A) The electors of Leon County shall have the right to amend this Home Rule Charter in accordance with Sec. 4.1 of this Charter.

(B) Each proposed amendment shall embrace but one (1) subject and matter directly connected therewith. Each Charter amendment proposed by petition shall be placed on the ballot by resolution of the Board of County Commissioners for the general election occurring in excess of ninety (90) days from the certification by the Supervisor of Elections that the requisite number of signatures has been verified. If approved by a majority of those

electors voting on the amendment at the general election, the amendment shall become effective on the date specified in the amendment, or, if not so specified, on January 1 of the succeeding year.

(2) Amendments and Revisions by Citizen Charter Review Committee.

(A) A Citizen Charter Review Committee shall be appointed by the Board of County Commissioners at least twelve (12) months before the general election occurring every eight (8) years thereafter, to be composed and organized in a manner to be determined by the Board of County Commissioners, to review the Home Rule Charter and propose any amendments or revisions which may be advisable for placement on the general election ballot. Public hearings shall be conducted as provided by Section 125.63, Florida Statutes.

(B) No later than ninety (90) days prior to the general election, the Citizen Charter Review Committee shall deliver to the Board of County Commissioners the proposed amendments or revisions, if any, to the Home Rule Charter, and the Board of County Commissioners shall consider such amendments or revisions to be placed on the general election ballot, in accordance with Section 125.64, Florida Statutes.

(C) If the Citizen Charter Review Committee does not submit any proposed Charter amendments or revisions to the Board of County Commissioners at least ninety (90) days prior to the general election, the Citizen Charter Review Committee shall be automatically dissolved.

(3) Amendments Proposed by the Board of County Commissioners.

(A) Amendments to this Home Rule Charter may be proposed by ordinance adopted by the Board of County Commissioners by an affirmative vote of a majority plus one of the memberships of the Board. Each proposed amendment shall embrace but one (1) subject and matter directly connected therewith. Each proposed amendment shall only become effective upon approval by a majority of the electors of Leon County voting in a referendum at the next general election. The Board of County Commissioners shall give public notice of such referendum election at least ninety (90) days prior to the general election referendum date.

(B) If approved by a majority of those electors voting on the amendment at the general election, the amendment shall become effective on the date specified in the amendment, or, if not so specified, on January 1 of the succeeding year.

County Charter

Sec. 5.3. Severance.

If any provision of this Charter or the application thereof to any person or circumstance is held invalid, the invalidity shall not affect other provisions or applications of the Charter which can be given effect without the invalid provision or application, and to this end the provisions of the Charter are declared severable.

Sec. 5.4. Home Rule Charter effective date.

This Charter shall become effective November 12, 2002.

SECTION 2. BALLOT QUESTION TO BE PRESENTED TO ELECTORATE.

The proposed Charter of Leon County, Florida, shall be presented to the qualified Leon County electorate by placing the question of whether to adopt same on the ballot at the special election to be held on November 5, 2002.

SECTION 3. BALLOT QUESTION FORM.

The question on the ballot shall be substantially in the following form:

**CHARTER FOR LEON COUNTY, FLORIDA
AS PROPOSED BY LEON COUNTY ORDINANCE
NO. 2002-____**

Question

Shall there be a Home Rule Charter for Leon County, Florida, establishing all rights and powers of local self government; authorizing the proposal and adoption of ordinances by voter initiative and referendum; preserving elected constitutional county officers; providing a non-partisan Supervisor of Elections; providing for non-partisan elections of county commissioners; allowing recall of commissioners by citizen referendum; and providing a method of amendment, which shall take effect November 12, 2002.

Yes for Approval _____

No for Rejection _____

SECTION 4. FURTHER AUTHORIZATION.

The Board of County Commissioners of Leon County, Florida, is authorized to adopt all resolutions and take all actions necessary in order for this Charter referendum proposition and those propositions referenced in the Preamble and Articles of the proposed Charter herein to be properly placed on the

ballot for the special election of November 5, 2002. Said referendum shall be conducted according to the requirements of law governing referendum elections in the State of Florida.

SECTION 5. SEVERABILITY.

If any word, phrase, clause, section or portion of this ordinance shall be held invalid or unconstitutional by a court of competent jurisdiction, such portion or words shall be deemed a separate and independent provision and such holding shall not affect the validity of the remaining portions thereof.

SECTION 6. EFFECTIVE DATE.

This ordinance shall have effect upon becoming law, but shall be of no further force or effect if the proposed Charter is not duly approved at the November 5, 2002, special election. The Charter of Leon County, Florida, as proposed by this Ordinance, shall become effective November 12, 2002, if the Charter is approved by a "yes" vote by a majority of those duly qualified electors voting on the question posed at the November 5, 2002, referendum.

DULY PASSED AND ADOPTED BY the Board of County Commissioners of Leon County, Florida, this 10th day of September, 2002.

LEON COUNTY, FLORIDA

Leon County Guiding Principles

1. The Board of County Commissioners upholds the importance of the Leon County Home Rule Charter allowing citizen involvement and flexibility in shaping government to best meet the County's unique and changing needs.
2. The County budget will always be balanced, with available revenues equal to appropriations.
3. The County will strive to maintain the lowest dollars spent per County resident, as compared to like-size counties, while retaining the maximum level of service possible.
4. Through citizen input and Commission deliberation, core functions for County government will be identified and the dollars will be allocated accordingly during the budget process.
5. The County will continue to explore opportunities with its governmental counterparts for functional consolidation and/or shared efficiencies.
6. The County will continue to enhance our cooperation and coordination with our Universities and Community College to promote, strengthen, and sustain our community's intellectual capital.
7. The County Administrator will require Program Managers to conduct an annual review and scrutiny of their base budgets when preparing budgets for future years.
8. Consistent with best practices and the Florida Statutes, Leon County will retain an emergency reserve fund of not less than 5%, but not more than 10% of the general operating budget (Policy No. 07-2).
9. Consistent with best practices and the Florida Statutes, Leon County will retain an operating cash reserve fund of not less than 10% but not more than 20% of the general operating budget (Policy No. 07-2).
10. Cash reserves in excess of reserve policies will be utilized to support one time capital projects and/or other one-time expenditures to address unforeseen revenue shortfalls (Policy No. 07-2).
11. Leon County will continue to ensure the useable and safe life of existing infrastructure by providing funding for proper maintenance (Policy No. 93-44).
12. Provide that fees charged in enterprise operations will be calculated at a level which will support all direct and indirect costs of the enterprise (Policy No. 92-5).
13. Ensure that capital projects financed through the issuance of bonds will not be financed for a period that exceeds the useful life of the project or the life of the supporting revenue source (Policy No. 93-47), and support conduit financing to promote the economic health of the community.
14. Maintain accounting and reporting practices in conformance with the Uniform Accounting System of the State of Florida and Generally Accepted Accounting Principles (GAAP) (Policy No. 92-4).
15. Ensure that the annual financial and compliance audit of the County's financial records is conducted by an independent firm of certified public accountants whose findings and opinions are published and available for public review (Policy No. 92-4).
16. Will optimize return on investments within the constraints of safety and liquidity through an adopted Investment Policy.
17. Shall establish formal policies and procedures to address amending the budget while allowing the organization to function and react to changing conditions (Policy No. 97-11).
18. The County shall provide a meaningful public input process during the annual budget review which shall, at a minimum, include at least one Board Workshop and two Public Hearings.
19. The County will fully research and employ technology to improve the personal and collective efficiency of county employees.
20. The County will continue to enhance our culture of performance, as we maintain a very low employee per 1,000 population and a "flat" organizational structure, and hold individual employees to high expectations and performance standards. Employees are entrusted with broad authority in their functional areas, expected to respond quickly to requests for service, explore and pursue alternatives to assist the citizenry, attempt to deliver more than what is expected, and are empowered to use professional discretion on the spot to resolve issues and reduce "bureaucracy." These employees are valued and compensation and benefits are commensurate with their responsibilities and competitive in the industry.
21. The County will continue to improve our efforts to promote employee innovation, through incentives, recognition and rewards for identifying and implementing program and process improvements that add value to services while producing cost savings.
22. The County will continue to leverage Leon County tax payer dollars to attract federal and state appropriations, reimbursements, and matching grants to realize revenue maximization for the purpose of funding priority projects and programs.



Summary of County Financial Policies & Ordinances

Industrial Development Revenue Bond Financing Policy, No. 81-1

This policy establishes a means for the expansion of local businesses as well as the attraction of new prospective businesses, allowing for diversification and expansion of the local economy.

Accounting and Reporting Policy, No. 92-4

This policy establishes accounting and reporting systems that maintain accounting and reporting practices that conform to the Uniform Accounting System of Generally Accepted Accounting Principles (GAAP). The policy also ensures that the accounting and reporting systems are consistent with the standards set for local governments according to Governmental Accounting and Financial Reporting (GAFR), the National Council on Governmental Accounting (NCGA), and the Governmental Accounting Standards Board (GASB).

Revenues Policy, No. 92-5

This policy establishes revenue practices that: provide for the establishment and maintenance of a diversified revenue system to protect it from fluctuations in any one revenue source; ensure fees charged in enterprise operations will be calculated at a level which will support all direct and indirect costs of the enterprise; and ensure that the County does not accept any revenue source whose terms of acceptance or collection may negatively affect the County.

Fiscal Planning Policy, No. 93-44

This policy establishes fiscal planning practices that provide for:

- The annual operating and capital budget to be developed in conformity with the Tallahassee-Leon County Comprehensive Plan.
- The development and review of a Capital Improvement Project budget, containing a 5-year plan for acquisition and improvement of capital investments that is also coordinated with the annual operating budget.
- The Board of County Commissioners to continue to reflect fiscal restraint through the development of the annual budget by either decreasing appropriations or increasing revenues, when deficits are anticipated.

Dues and Memberships Policy, No. 93-46

This policy requires that any dues or memberships paid by Leon County on behalf of an employee shall be detailed in a department/division's annual budget request submission to the Office of Management and Budget. The request will be reviewed for appropriateness with final denial/approval being given by the County Administrator or his/her designee during the development of the tentative budget.

Debt Management and Other Investments Policy, No. 93-47

This policy establishes that debt management and investment practices are established to:

- Ensure that capital projects financed by capital bonds will not be financed for a period that exceeds the useful life of the supporting revenue source.
- Ensure that interest, operating or maintenance expenses will be capitalized only for facilities or enterprise activities and limited to expenses encumbered prior to the operation or improvement of the facility.
- Provide that Leon County's debt will be limited to an amount that will not hinder the County from maintaining sources of available revenues for service of debt at 135% of annual debt service.
- Provide that the County will limit its investments to only the safest types of securities (including the U.S. government or its agencies) and those which provide insurance or the legally required backing of the invested principal.
- Provide that, unless required by market conditions, not more than fifteen percent of the County's investment portfolio will be placed in any one institution other than those securities issued or guaranteed by the US Government or its agencies or the State Board of Administration of the State of Florida.

Summary of County Financial Policies & Ordinances

Amending the Budget Policy, No. 97-11

This policy establishes that for the operation of amending the annual budget, all amendments/transfers will be reviewed by the director of the requesting department/division, followed by the Office of Management and Budget, prior to submission and subsequent approval/denial by the County Administrator and/or the Board of County Commissioners as set forth below:

- Allows program managers to amend their operating budgets and personal services budgets up to 10 percent of the total on an aggregate basis between line items within programs with a \$50,000 cap, upon County Administrator approval.
- Designates the Office of Management and Budget the responsibility for monitoring and enforcing the provisions for amending the budget based upon policies adopted by the Board.
- Allows the County Administrator to authorize intrafund transfers up to \$250,000. Intrafund transfers exceeding \$250,000 and all interfund transfers must be approved by a majority vote of the Board.
- Requests for use of reserves for contingency must be approved by a majority vote of the Board.

Carry Forward Program Policy, No. 98-16

This policy establishes that the Carry Forward Program will provide budget incentives to managers to improve financial management effectiveness and accountability. It allows managers to carry forward a portion or all unexpected end-of-year funds for identifiable projects which will result in increased productivity, cost savings, and/or increased efficiency. Department managers submitting a request to OMB for review, must clearly indicate how the County will realize an increase in productivity, save money, and/or increase efficiency, if approved. Managers of projects funded by the Board in the current fiscal year, which are incomplete, must submit a "Carry Forward Request" requesting the funds be added to the budget of the following fiscal year for the sole purpose of completing the project for which the funds were appropriated. All carry forward requests are presented to the Board prior to November 1 of each year and are based upon the prior approval of the County Administrator.

Revenues - Financial Advisory Committee Policy, No. 00-1

This policy establishes the Financial Advisory Committee which ensures that financial matters which come before the Board have been appropriately and thoroughly reviewed. This committee will make recommendations on financial matters related to the Board and all County boards. Such financial matters may include, but not be limited to, issuance of debt, selection of bond counsel, financial advisory services, bond underwriter services, underwriter counsel, and arbitrage rebate compliance services.

Leon County Investment Policy, No. 02-12

This policy establishes that Leon County's Investment Policy within the context of the County's Investment Ordinance is intended to set the framework within which the County's investment activities will be conducted. It establishes the parameters for investment activity, which may be further, restricted by the Investment Oversight Committee or by investment staff, and provides parameters to limit risk and ensure a broadly diversified portfolio.

Landfill Rate Stabilization Reserve Policy, No. 03-08

This policy establishes the Solid Waste Stabilization Reserve Fund to provide funding for: planned future capital project expenditures, temporary and nonrecurring unexpected capital projects, accommodation of unexpected program mandates from other governmental bodies, extraordinary operating expenses, and operating expenses in order to stabilize rates. All requests for the use of these funds are limited to the operation of the County's landfill and transfer station and must be Board approved.

Discretionary Funding Guidelines Ordinance No. 06-34

This ordinance governs the allocation of discretionary funds and provides the Board a maximum amount of annual funding available in each of the following categories: (a) Community Human Services Partnership Fund (CHSP); (b) Community Human Services Partnership-Emergency Fund; (c) Commissioner District Budget Fund; (d) Mid-Year Fund; (e) Non-Departmental Fund; and (f) Youth Sports Teams Fund. The funding for the purposes set forth in this ordinance shall be subject to an annual appropriation by the Board in accordance with this Ordinance.

Reserves Policy, No. 07-2

This policy establishes funding for: general revenue emergency reserves, un-appropriated reserve for cash balance, minimum and maximum amounts of fund balance, funding for authorized mid-year increases, unexpected increases in the cost of existing levels of service, temporary and nonrecurring funding for unexpected projects, local match for public or private grants, offset losses, and unexpected program mandates. It establishes authorized forms and procedures to be used by outside agencies or individuals, set forth procedures and evaluation criteria of funding.

County Financial Policies & Ordinances

Policy for Industrial Development Revenue Bond Financing: Policy No. 81-1

It shall be the policy of the Board of County Commissioners of Leon County, Florida, that:

Industrial Development Revenue Bond (IDRB) financing will be considered as an inducement to local and new prospective business expansion and relocation as a means to promote the diversification and expansion of the local economy, subject to the following conditions:

1. Information and application requirements of the County are completely and accurately met.
2. All fees and charges are paid, if and when assessed.
3. The project, consisting of land acquisition, construction, renovation and/or equipment purchases, has not begun prior to IDRB financing approval.
4. The project complies with all federal, state and local laws with regard to industrial development revenue bond financing eligibility.
5. Except in unusual circumstances, the Board will give priority consideration for IDRB financing to an industrial or manufacturing plant.

Policy for Accounting and Reporting: Policy No. 92-4

It shall be the policy of the Board of County Commissioners of Leon County, Florida, that: The County will establish accounting and reporting systems to:

1. Maintain accounting and reporting practices in conformance with the Uniform Accounting System of the State of Florida and Generally Accepted Accounting Principles (GAAP).
2. Maintain accounting system records on a basis consistent with the accepted standards for local government accounting according to Governmental Accounting and Financial Reporting (GAFR), the National Council on Governmental Accounting (NCGA), and the Governmental Accounting Standards Board (GASB).
3. Provide regular monthly financial reports that include a summary of activity for all funds.
4. Provide regular monthly trial balances of line item financial activity by type of revenue and expenditure.
5. Ensure that an annual financial and compliance audit of the County's financial records is conducted by an independent firm of certified public accountants

whose findings and opinions are published and available for public review.

6. Provide that the Office of Management and Budget (OMB) will submit to the County Commission quarterly reports on the operating condition of the County and, where applicable, to identify possible trends and, where necessary, to recommend options for corrective action.

7. Seek, annually, the Government Finance Officers Association (GFOA) Certificate of Achievement in Financial Reporting and the GFOA's annual budget award.

Policy for Revenues: Policy No. 92-5

It shall be the policy of the Board of County Commissioners of Leon County, Florida, that:

The County will establish revenue practices to:

1. Provide that the County seek out and maintain a diversified revenue system to protect it from fluctuations in any one revenue source.
2. Provide that fees charged in enterprise operations will be calculated at a level which will support all direct and indirect costs of the enterprise.
3. Ensure that the County does not accept any revenue source whose terms of acceptance or collection may negatively affect the County.

Policy for Fiscal Planning: Policy No. 93-44

It shall be the policy of the Board of County Commissioners of Leon County, Florida that: Policy No. 93-44, adopted by the Board of County Commissioners on April 10, 1993, is hereby repealed and superseded, and a new policy is hereby adopted in its place, to wit:

The County will establish fiscal planning practices to:

1. Provide that the annual operating and capital budget for Leon County shall be developed in conformity with the Tallahassee-Leon County Comprehensive Plan by the Office of Management and Budget, under the advisement of the County Administrator and adopted as provided in State law by a majority vote of the Board of County Commissioners presiding in a public hearing.
2. Provide for the development and annual review of a capital improvement budget. This budget shall contain a 5-year plan for acquisition and improvement of capital investments in the areas of facilities, transportation, equipment, and drainage. This budget shall be coordinated with the annual operating budget.

County Financial Policies & Ordinances

3. Provide that the Board of County Commissioners will continue to reflect fiscal restraint through the development of the annual budget. In instances of forthcoming deficits, the Board will either decrease appropriations or increase revenues.

4. Provide that the County will strive to better utilize its resources through the use of productivity and efficiency enhancements while at the same time noting that the costs of such enhancements should not exceed the expected benefits.

5. Provide that expenditures which support existing capital investments and mandated service programs will be prioritized over those other supporting activities or non-mandated service programs.

6. Provide that the County Administrator shall be designated Budget Officer for Leon County and will carry out the duties as set forth in Ch.129, F.S.

7. Provide that the responsibility for the establishment and daily monitoring of the County's accounting system(s), shall lie with the Finance Division of the Clerk of the Circuit Court, and that the oversight of investment and debt management for the government of Leon County shall lie with the Board of County Commissioners.

8. Annually, prior to March 1, the Board of County Commissioners will:

A. Establish a budget calendar for the annual budget cycle.

B. Confirm the list of permanent line item funded agencies that can submit applications for funding during the current budget cycle.

C. Provide direction to staff on additional appropriation requests that should be considered as part of the tentative budget development process.

9. Provide that this policy shall be reviewed annually by the Board of County Commissioners to ensure its consistency and viability with respect to the objectives of the Board and its applicability to current state law and financial trends.

Policy for Dues and Memberships: Policy No. 93-46

It shall be the policy of the Board of County Commissioners of Leon County, Florida, that: Policy No. 77-7, adopted by the Board of County Commissioners on June 21, 1977, is hereby repealed and superseded, and a new policy is hereby adopted in its place, to wit:

Organizations to which dues and memberships are paid for a County employee by Leon County shall be listed in a department's/division's annual budget request submission to the Office of Management and Budget and reviewed for their appropriateness to the employee's job responsibilities with final denial/approval of such membership(s) by the County Administrator or his/her designee during the development phase of the tentative budget. Any request for County-paid employee memberships made during the fiscal year shall be submitted to the Office of Management and Budget for review with final denial/approval by the County Administrator. All memberships paid by the County for its departments/divisions shall follow the same review and approval process as that of a County Employee as outlined in this policy.

Policy for Debt Management and Other Investments: Policy No. 93-47

It shall be the policy of the Board of County Commissioners of Leon County, Florida that: Policy No. 92-6, adopted by the Board of County Commissioners on March 10, 1992, is hereby superseded and repealed, and a new policy is hereby adopted in its place, to wit: Debt management and investment practices are established to:

1. Ensure that capital projects financed through the issuance of bonds will not be financed for a period that exceeds the useful life of the project or the life of the supporting revenue source.

2. Ensure that interest, operating or maintenance expenses will be capitalized only for facilities or enterprise activities and will be limited to those expenses encumbered prior to the actual operation of the facility or its improvement.

3. Provide that debt for Leon County, Florida shall be limited to an amount which will not prevent the County from maintaining sources of available revenues for service of debt at 135% of annual debt service. The State of Florida does not mandate legal debt limitation for local governments.

4. Provide that the County will limit its investments to only the safest types of securities, to include those backed by the U.S. Government or its agencies and those which provide insurance or the legally required backing of the invested principal.

County Financial Policies & Ordinances

5. Provide that, unless market conditions otherwise require, not more than fifteen (15) percent of the County's investment portfolio shall be placed in any one institution other than those securities issued or guaranteed by the U.S. Government or its agencies or the State Board of Administration of the State of Florida.

6. Provide that the investment portfolio of Leon County, Florida must be structured in such a manner to provide sufficient liquidity to pay obligations as they become due. The investment portfolio shall be diversified by type of investment, issuer, and dates of maturity in order to protect against fluctuations in the market economy. At least fifteen percent (15%) of the County's portfolio shall be kept in liquid investments which are available on a daily basis, without loss of principal.

7. Provide that the clear title to principal and collateral backing for all investments shall be maintained by Leon County, in the County's own bank, or a third party agent under agreement to the County.

8. Provide that the Board of County Commissioners seeks to optimize return on investments within the constraints of safety and liquidity. The purchase and sale of securities shall be at competitive prices based on market conditions.

9. Provide that Leon County will use only major banks, brokers or dealers which have been selected after review of their qualifications, size, capitalization, inventories handling and reputation.

10. Provide that Leon County will not place funds with any institution which is less than three (3) years old.

11. Provide that the Board shall adopt a plan by October 1 of each year to govern the policies and procedures for the investment of surplus funds of the County based on the criteria as set forth in the County's Investment Ordinance for Surplus Funds, No. 93-3.

12. Provide that collateral shall be required for any re-purchase agreement, not covered under Chapter 280, Florida Statutes. Collateral placed for any re-purchase agreement will be governed by the same terms as those defined in the County's Investment Ordinance for Surplus Funds, No. 93-3.

13. Provide that the County shall establish a County Investment Oversight Committee whose membership and duties shall be governed by the provisions as set forth in the County's Investment Ordinance for Surplus Funds, Policy No. 93-3.

Policy for Amending the Budget

Policy No. 97-11

The County will establish practices for the operation and amending of the annual budget to:

1. Provide that all amendments/transfers of funds will first be reviewed by the director(s) of the requesting department/division, followed by a second review by the Office of Management and Budget, prior to submission and subsequent approval/denial by the County Administrator and/or the Board of County Commissioners, as set forth by the following provisions of this policy.

2. Provide that:

a. Notwithstanding the provisions of paragraph 1, program managers shall have the flexibility to amend their operating expenditure budgets and personnel services budgets by up to 10 percent of the total on an aggregate basis between line items within programs with a \$50,000 cap, contingent upon approval by the County Administrator;

b. The County Administrator delegates to the Office of Management and Budget the responsibility for monitoring and enforcing the provisions of this paragraph based on policies adopted by the Board of County Commissioners.

3. Provide that, in addition to the provisions of paragraph 2, the County Administrator may authorize intrafund transfers up to \$250,000.

4. Provide that intrafund transfers greater than \$250,000, and all interfund transfers, must be approved by a majority vote of the Board of County Commissioners.

5. Provide that all requests for use of reserves for contingency must be approved by a majority vote of the Board of County Commissioners.

Policy for Carry Forward Program:

Policy No. 98-16

It shall be the policy of the Board of County Commissioners of Leon County, Florida, that Policy No. 94-8, entitled "Carry Forward Program" and adopted by the Board of County Commissioners on December 13, 1994, is hereby repealed and superseded, and a new policy is hereby adopted in its place, to wit:

The Carry Forward Program provides budget incentives to managers to improve financial management effectiveness and accountability. The program allows managers to carry forward into the ensuing fiscal year a portion of, or all, of the unexpected end-of-year funds for identifiable projects

County Financial Policies & Ordinances

which will result in increased productivity, cost savings and/or increased efficiency. Those projects which receive the County Administrator's approval will be presented to the Board of County Commissioners prior to November 1 of each year.

A. Eligibility Requirements

The department manager must submit the program proposal to the Office of Management & Budget (OMB) no later than the deadline established by OMB. The proposal must include financial savings estimated based on the most recent financial data available. The department manager must clearly indicate in the Carry Forward Program how the County will realize an increase in productivity, save money or increase efficiency by approving the proposal.

Any request that was denied during the budget review process will be forwarded directly to the County Administrator for special review. The County Administrator will provide further direction to OMB.

Note: Those projects which were funded by the Board in the current fiscal year, and which were not completed, are not affected by this program. In such case, the manager must submit a "Carry Forward Request Form" to the Office of Management & Budget requesting that these funds be added to the budget of the ensuing fiscal year for the sole purpose of completing the projects for which the funds were appropriated in the previous fiscal year. The program must state on the "Carry Forward Request Form" why the project was not completed within the current fiscal year and the anticipated completion date.

B. OMB Responsibilities

The Office of Management & Budget shall review all proposals from department managers. The Office of Management & Budget will be responsible for the program activities listed below.

Verify the total amount of funds eligible to be carried forward into the ensuing fiscal year with the Finance Department.

Review an analysis of the proposed project to determine if it will increase productivity, save tax dollars and/or increase efficiency.

Make a recommendation of approval or denial to the County Administrator.

Notify the program manager in writing of whether the project was accepted or denied within two (2) working days of the County Administrator's final decision.

Policy for Revenues: Financial Advisory Committee: Policy No. 00-1

It shall be the policy of the Board of County Commissioners of Leon County, Florida, that:

In order to ensure that financial matters which come before the Board of County Commissioners have been appropriately and thoroughly reviewed, a Finance Advisory Committee is hereby established which shall be comprised of the Leon County Administrator, the Leon County Attorney, the Director of Public Services, the Office of Management and Budget and the Clerk of Courts' Finance Director.

The Finance Advisory Committee shall review and make recommendations to the Board of County Commissioners on financial matters related to the Board of County Commissioners and all County boards and authorities. Such financial matters may include, but not be limited to, issuance of debt, selection of bond counsel, financial advisory services, bond underwriter services, underwriter counsel and arbitrage rebate compliance services.

Leon County Investment Policy: Policy No. 02-12

It shall be the policy of the Board of County Commissioners of Leon County, Florida, that Policy No. 02-12, revised January 11, 2005; is superseded and a revised Policy No. 02-12, Leon County Investment Policy, is hereby adopted, to wit:

It is the policy of the Leon County Finance Division that:

Introduction

The following Investment Policy, within the context of the County's Investment Ordinance, is intended to set forth the framework within which the County's investment activities will be conducted. The Investment Policy establishes parameters for investment activity, which may be further restricted by the Investment Oversight Committee or by investment staff. The Investment Policy provides parameters to limit risk and ensure a broadly diversified portfolio. Upon approval of changes to the Investment Policy, existing holdings, which are inconsistent with the requirements, are exempt from the new Policy. These holdings will be managed prudently, while efforts are made to bring into compliance with new Policy.

County Financial Policies & Ordinances

In establishing this Investment Policy, the Board of County Commissioners recognizes the traditional relationship between risk and return and acknowledges that all investments whether they are for one day or years, involve a variety of risks related to maturity, duration, credit, market and reinvestment risk.

When choosing between alternative investments, staff should structure the portfolio based on an understanding of the variety of risks and basic principles of diversification on the structure of the portfolio. With adoption of this Investment Policy, the County recognizes the goals of preservation of principal, maintaining adequate liquidity and ultimately pursuing attractive total return in the portfolio management, in that order. Ongoing portfolio management is to add economic value to a portfolio under circumstances prevailing during the management process. This may necessitate the sale of securities at a loss in order to reduce portfolio risk (without material reduction in return) or to achieve a greater overall return (without assuming material amounts of additional risk) that could have been obtained if the original position had been held.

The Board recognizes the value of external, as well as internal, management. External management is best employed where greater knowledge and skills are required due to either the nature of the investment instruments, the risks associated with longer duration, or the need to closely monitor credit considerations. Internal management is best employed when risks are low, maturity considerations limited, and the ability for external management to enhance yield is limited by low overall interest rates.

I. SCOPE

This Policy applies to all funds held by the County in excess of those required to meet current expenses.

II. GOALS

The goal of the investment program, to the extent feasible, should be:

A. To ensure that all of the public funds in possession of the County are invested 100% of the time in either interest-earning accounts or interest bearing securities;

B. To produce investment income and price return (total return) at a level determined to be

reasonable based on market dynamics or appropriate benchmarks.

III. INVESTMENT OBJECTIVES

The primary objectives of all investment activities for the County should be safety of principal, maintenance of adequate liquidity, and finally, return maximization.

A. Safety of Principal-This is the foremost investment objective. Investment transactions should seek to keep capital losses to a minimum, whether the result of security defaults or erosion of market value. This is best insured by establishing minimum acceptable credit ratings limiting the portfolio's overall duration setting maximum exposures by sector, defining appropriate levels of diversification, authorized transactions, and limiting exceptions.

B. Maintenance of Adequate Liquidity-A portion of the County's overall portfolio should be maintained very liquid in order to meet operating, payroll, and ongoing capital requirements. Maintaining a core level of assets with the government pools, such as the Treasury Special Purpose Investment Account (SPIA) or other short-term entities, is viewed as the best way of maintaining secure asset values with sound investment practices.

The remainder of the overall portfolio should be managed in such a manner that funds can be liquidated in a reasonable amount of time, recognizing that there are other sources for day-to-day liquidity and that this portfolio is primarily available for income generation within the constraints of this Policy.

C. Return Maximization-Return is of least importance compared to the safety and liquidity objectives above. Return maximization is to be guided by the predefined and acceptable levels of risk as defined in this Policy.

IV. STANDARDS OF PRUDENCE

The "prudent person" standard shall be applied in the management of the overall investment portfolio. The Clerk and Finance Department employees performing the investment functions, acting as a "prudent person" in accordance with established procedures and this Policy and exercising due diligence, shall be relieved of personal responsibility for an individual security's credit risk or market price changes, provided that appropriate monitoring efforts are performed.

County Financial Policies & Ordinances

The "prudent person" standard is herewith understood to mean the following:

Investments shall be made with judgment and care, under circumstances then prevailing, which persons of prudence, discretion and intelligence exercise in the management of their own affairs, not for speculation, but for investment, considering the probable safety of their capital as well as the probable income to be derived.

V. ETHICAL STANDARDS

Officers, employees and investment advisor vendors of the Clerk's Office who are involved in the investment process shall refrain from personal business activity that could conflict with State Statutes, County ordinances, proper management of the investment portfolio or which could impair their ability to make impartial investment decisions. Investment officials and employees, including members of the Investment Oversight Committee, shall disclose any material financial interests in any investment firms, or financial institutions that conduct business with the County and shall refrain from undertaking personal investment transactions with the same individual with whom business is conducted on behalf of the County.

Limits of Liability - The County shall provide for the defense and indemnification of any Committee member who is made a party to any suit or proceeding, other than by an action of the County, or against whom a claim is asserted, by reason of their actions taken within the scope of their service as an appointed member of this committee. Such indemnity shall extend to judgments, fines, and amounts paid in settlement of such claim suit, or proceeding, including any appeal thereof. This protection shall extend only to members who have acted in good faith and in a manner, which they reasonably believe to be in, or not opposed to, the best interest of the County.

VI. AUTHORITY

Responsibility for the investment program is vested with the Clerk of the Circuit Court. The Clerk hereby delegates the day-to-day responsibility for the administration of the investment program to the Finance Director. The Finance Director shall maintain an Investment Procedures and Internal Controls Manual based on this Policy. No person may engage in an investment transaction except as stated in the Internal Controls Section of this Policy.

The Clerk of the Circuit Court, as part of their responsibility, will establish procedures to implement this Policy and assure compliance.

VII. INVESTMENT OVERSIGHT COMMITTEE

The Board is responsible for setting guidelines for the investment of the portfolio through the adoption of this Investment Policy. The Board recognizes that there is an expertise required both for setting the guidelines and the review of performance, which may exceed the technical background of individual commissioners and has, therefore, created the Investment Oversight Committee. This Committee is charged with the responsibility to review this Policy on a regular basis and to recommend changes. The Clerk will provide the Committee with reports in sufficient detail as may be requested by the Committee in order for them to review the performance of the portfolio. The Committee will establish portfolio benchmarks in order to judge the performance of the portfolio with respect to the market and other portfolios of similar size and limitations. The Committee will provide the Board a report as of the close of the fiscal year recapping the performance of the portfolio and any outside managers. The Board or the Committee may request additional meetings to discuss issues of concern or direction.

VIII. EXTERNAL INVESTMENT MANAGERS

The County may utilize external investment managers to assist with management of the portfolio. External management may be employed in situations where, due to limitations in the areas of staff time or expertise or the volume of securities available to the portfolio, such outside resources would be in a better position to overcome such limitations. The securities purchased by the external management on behalf of the County, or held by the fund in which the assets are invested, must be in compliance with the constraints identified by this Policy with respect to specific instruments, maturity, composition, credit, and diversification. The average duration of the funds managed by any one external manager on behalf of the County as part of the portfolio shall not exceed three years.

External managers are selected through a competitive selection process (an RFP). In making this selection, consideration will be given to past investment performance, fees, assets under management, experience of the firm and the individuals managing portfolios of similar size, complexity and investment restrictions. External managers will be evaluated and retained based upon their investment performance.

County Financial Policies & Ordinances

IX. SECURITY SELECTION PROCESS

Securities selected for purchase or sale should seek to provide the highest rate of return within all relevant parameters considering current objectives, known needs of the portfolio and limitations of this Policy. Whenever practical, asset purchases and sales will be done through a competitive bid process, attempting to use as many as three bids for each transaction and records of all bids will be kept a minimum of two years. For the external manager, the process for selection of securities and broker firms will be exempt from this Policy.

Overnight Repurchase Agreements and other transactions with maturities at the time of purchase of seven days or less will be exempt from this requirement due to the short duration of the transaction and the inability to effectively bid this on a nightly basis.

X. RISK DIVERSIFICATION AND PORTFOLIO COMPOSITION

The County recognizes that investment risks can result from issuer defaults, market price changes, changes in credit ratings, reinvestment of principal and interest, or various technical complications leading to temporary non-liquidity. Portfolio diversification and maturity limitations are employed as primary methods of controlling risk. Market value shall be the basis for determining portfolio percentages as required for the portfolio.

A. Issuer and Credit Risk

The structure of the portfolio is designed to minimize credit risk. The majority of the securities held will be those of the highest available credit quality ratings. These would include government pools, U. S Government (AAA) securities, and commercial paper, of only the highest applicable rating. Staff will notify the IOC at any time holdings drop below the minimum credit ratings specified in this Policy. The IOC will consider the market environment and make recommendations to hold and continue to monitor the investments or liquidate the investments.

To further limit the County's risk against possible credit losses, a maximum of 3% of the total portfolio managed by the County's external manager may be held at any one time in all securities of any corporate entity, inclusive of commercial paper, medium term notes, or corporate notes and bonds.

For purposes of this Policy, the top nationally-recognized credit rating agencies (NRSROs) for all credit-sensitive securities are Moody's Investor Services, Standard and Poor's, and Fitch Investor Services.

B. Maturity and Interest Rate Risk

To meet the day-to-day operating needs of the County and to provide the readily-available cash to meet unforeseen temporary cash requirements, the portfolio shall maintain in liquid investments (defined as repurchase agreements purchased under the terms of the County's depository contract, open repurchase agreements, negotiable certificates of deposit, banker's acceptance, commercial paper, U S. Treasury direct and agency obligations, all having a maturity of 90 days or less, and the Treasury Special Purpose Investment Account) a minimum balance equal to one-twelfth of the then-current fiscal year's budgeted operating expenditures.

The range of duration for the County's overall portfolio is defined as 0.5 years to 2.5 years. Unusual market or economic conditions may mandate moving the portfolio outside of this range. The Investment Oversight Committee will be convened and will approve any portfolio duration outside of the range specified above.

C. Market Volatility

By establishing maturity or duration limitations on the aggregate portfolio, the County acknowledges its understanding that longer investments generally entail a greater potential for income returns, but at the risk of increased price volatility.

To further provide for capital protection, a volatility range is established wherein the market value of the overall portfolio should be targeted to remain within a range of +/- 5% from the portfolio's par value. If the market value moves outside of this range, the Investment Oversight Committee shall be convened and consulted. A decision shall be made and the County Administrator will be advised of the magnitude of the deviation and the actions to move the portfolio back within the range.

D. Investment Maturity and Liquidity

To the extent possible, an attempt will be made to structure the investment portfolio consistent with expected cash flow requirements. In no event will any

County Financial Policies & Ordinances

security be purchased that has an expected final maturity at the time of purchase exceeding six years.

While investment maturities will not exceed the expected cash flow requirements, they may be shorter. Investments do not necessarily have to be made for the same length of time that the funds are available following the basic investment principals that are listed in Section IX.

XI. INVESTMENT PERFORMANCE AND REPORTING

A quarterly investment report shall be prepared by the Finance Office and provided to the County Administrator and the Investment Oversight Committee. The report shall include a breakdown of the portfolio by sector, maturity, yield, as well as its overall performance during that period with sufficient detail for a comprehensive review of investment activity and performance.

Annually, a recapitulation report will be presented to the Board of County Commissioners ("Board"), which shall include securities in the portfolio by sector, book value, income earned, market value and yield. Performance measurements shall be utilized which are appropriate to the maturity, risk characteristics, investment limitations and size of the portfolio. At a minimum, portfolio performance shall be measured by comparing its year-to-date earnings to an appropriate benchmark.

The County Administrator shall be notified immediately of deviations from currently approved investment policies.

XII. THIRD-PARTY CUSTODIAL AGREEMENTS

The Clerk will execute a Third Party Custodial Safekeeping Agreement with a depository chartered by the United States Government or the State of Florida. All securities purchased, and/or collateral obtained by the Clerk, shall be properly designated as an asset of the County and held in an account separate and apart from other assets held by the depository. No withdrawal of such securities, in whole or in part, shall be made from safekeeping, except by authorized staff. The Clerk will enter into a formal agreement with an institution of such size and expertise as is necessary to provide the services needed to protect and secure the investment assets of the County.

Securities transactions between a broker-dealer and the custodian involving purchase or sale of securities by transfer of money or securities must be made on a "delivery vs. payment" basis, if applicable, to ensure that the custodian will have the security or money, as appropriate, in hand at the conclusion of the transaction.

The Third-Party Custodial Safekeeping Agreement shall include letters of authority from the Clerk, details as to responsibilities of each party, notification of security purchases, sales, delivery, repurchase agreements, wire transfers, safekeeping and transactions costs, procedures in case of wire failure or other unforeseen mishaps, including the liability of each party.

XIII. MASTER REPURCHASE AGREEMENT

The County will require all approved institutions and dealers transacting repurchase agreements to execute and perform as stated in the Master Repurchase Agreement. All repurchase agreement transactions will adhere to requirements of the Master Repurchase Agreement.

XIV. PERMISSABLE INVESTMENTS

The following are the guidelines for investments and limits on security issues, issuers, and maturities as established by the Clerk (EXHIBIT A – *Please see page 16-22*). The Clerk or the Clerk's designee shall have the option to further restrict or increase investment percentages from time to time based on market conditions. Any changes to the portfolio composition guidelines must be in writing from the Clerk, directed to the appropriate parties. Matured investments of bond proceeds or debt service funds of an amount equal to the next principal or interest payment may be temporarily invested until paid. In the event that temporary investments of bond proceeds or debt service funds exceed portfolio composition limits, the limit is waived.

Internal Investments

A. The Local Government Surplus Trust Fund (SBA) and Treasury Special Purpose Investment Account (SPIA).

A maximum of 50% and 15% of the portfolio may be invested in the SBA and SPIA, respectively. This maximum may on occasion be exceeded (proceeds of bond sales or funds being collected for distribution for

County Financial Policies & Ordinances

the retirement of, or other exceptional events) for periods not exceeding five business days.

B. The Florida Local Government Investment Trust (FLGIT) and the Florida Municipal Investment Trust (FMLvT). A maximum of 15% of the portfolio may be invested in each of FLGIT and the FMLvT.

C. Constant Net Asset Value Money Market Mutual Funds (U.S. Government Securities, Repurchase Agreements, Commercial Paper and Bankers' Acceptances)

1. Investments may be made in SEC qualified constant net asset value fixed income money market mutual funds rated AAAM or AAAG comprised of only those investment instruments as authorized in this Section XIV Portfolio Composition, provided that such funds do not allow derivatives.

D. Non-Negotiable Interest Bearing Time Certificates of Deposit (CD's)

1. Investments may be made in non-negotiable interest-bearing time certificates of deposit or savings accounts in banks organized under the laws of this state and/or in national banks organized under the laws of the United States and doing business and situated in this state, provided that any such deposits are secured by the Florida Security for Public Deposits Act, Chapter 280, Florida Statutes and provided that the bank is not listed with any recognized credit watch information service.

2. A maximum of 30% of the portfolio may be invested in non-negotiable interest bearing time certificates of deposit or savings accounts.

3. The maximum maturity on any certificate shall be no greater than two years from the time of purchase with the average maturity of all CD's no greater than one year.

External Investments

E. Repurchase Agreements

1. Investments may be made in repurchase agreements comprised of only those investments as authorized in Sections XIV. H, I, and J, and based on the requirements set forth in the Clerk's Master Repurchase Agreement.

a. All firms with whom the Clerk enters into repurchase agreements will have in place and executed a Master Repurchase Agreement.

b. All repurchase agreements with a term longer than one business day will have the collateral held by a third party custodian.

c. The collateral held pursuant to a repurchase agreement shall have a maturity of less than five years and must have a mark-to-market value of 102 percent during the term of the repurchase agreement. A maximum of 15% of the external portfolio may be invested in repurchase agreements with the exception of one business day agreements and overnight sweep agreements.

2. A maximum of 5% of the external portfolio may be invested with any one institution or dealer with the exception of one business day agreements.

3. The maximum length to maturity of any repurchase agreement is 60 days from the date of purchase.

F. Bankers' Acceptances

1. Investments may be made in bankers' acceptances which are inventory based and issued by a bank, which has at the time of purchase, an unsecured, uninsured and un-guaranteed obligation rating of at least "Prime-1" and "A" by Moody's and "A-1" and "A" by Standard & Poor's.

2. A maximum of 15% of the external portfolio may be directly invested in bankers' acceptances at time of purchase.

3. A maximum of 5% of the external portfolio may be invested with any one issuer.

4. The original maturity of the security must be 270 days or less.

G. Commercial Paper

1. Investments may be made in commercial paper of any United States company, which is rated at the time of purchase, "Prime-1" by Moody's and "A-1" by Standard & Poor's (prime commercial paper).

2. A maximum of 20% of the external portfolio may be directly invested in prime commercial paper at time of purchase.

3. A maximum of 5% of the external portfolio may be invested with any one issuer.

4. The maximum length to maturity for prime commercial paper shall be 270 days.

H. United States Government Securities

1. Investments may be made in negotiable direct obligations or obligations the principal and interest of which are unconditionally guaranteed by the United States Government. Such securities will include, but not be limited to, the following: Treasury and Cash Management Bills, State and Local Government Series (SLGS), Notes, Bonds Treasury Strips, and Treasury Inflation Protected Securities (TIPS).

County Financial Policies & Ordinances

2. The external portfolio can be composed of up to 100% of these investments.

3. The maximum final maturity of any direct investment in all the various forms of direct government guaranteed securities is 10 years, except for the underlying securities of repurchase agreements.

I. United States Federal Agencies (full faith and credit of the U.S. Government)

1. Investments may be made in bonds, debentures or notes issued or guaranteed by United States Government agencies, provided such obligations are backed by the full faith and credit of the United States Government. Such securities are limited to the following: Small Business Administration, United States Department of Agriculture, United States Export-Import Bank, direct obligations or fully guaranteed certificates of beneficial ownership, Farms Home Administration, Federal Financing Bank, Federal Housing Administration Debentures, General Services Administration Participation Certificates, United States Maritime Administration Guaranteed, Title XI Financing, New Communities Debentures, United States Government guaranteed debentures, U. S. Public Housing Notes and Bonds, U.S. Government guaranteed public housing notes and bonds, U.S. Department of Housing and Urban Development Project notes and local authority bonds.

2. Agencies backed by the full faith and credit of the U.S. Government may comprise 100% of the external portfolio.

3. A maximum of 20% of the external portfolio may be invested in each of the above listed Federal Agencies.

4. A maximum final maturity for an investment in any United States Government agency security is five years.

J. Federal Instrumentalities (United States Government Agencies which are non-full faith and credit)

1. Investments may be made in bonds, debentures or notes issued or guaranteed by United States Government sponsored agencies (Federal Instrumentalities) which are non-full faith and credit agencies limited to the following: Federal Farm Credit Bank (FFCB), Federal Home Loan Bank or its district banks (FHLB), Federal National Mortgage Association (FNMA), Federal Home Loan Mortgage Corporation (FHLMC), including participation certificates and Tennessee Valley Authority (TVA).

2. A maximum of 45% of the external portfolio may be invested in Federal Instrumentalities.

3. A maximum of 15% of the external portfolio may be invested in any one issuer.

4. The maximum final maturity for an investment in any Federal Instrumentality is five years.

K. Corporate Debt Securities

1. Investments may be made in notes, medium term notes, discount notes and variable-rate securities issued by any corporation, provided that such instrument is rated A or better by at least two NRSROs, at time of purchase.

2. All corporate transactions must be payable in U.S. dollars.

3. A maximum of 25% of the external portfolio may be invested in corporate fixed income securities.

4. A maximum of 3% of the external portfolio may be invested with any one issuer.

5. The maximum length to maturity for an investment fixed income security is five years.

L. Municipal Bonds

1. Investments may be made in notes or bonds issued by governmental entities or territorial boundaries of the United States, provided that such instrument is rated A or better by at least one NRSRO.

2. A maximum of 35% of the external portfolio may be invested in municipal securities at time of purchase.

3. A maximum of 3% of the external portfolio may be invested with any one issuer.

4. The maximum length to maturity for any municipal security is five years.

M. Mortgage-Backed Securities (MBS)

1. A maximum of 35% of the external portfolio may be invested in MBS securities at time of purchase.

2. Minimum credit rating for MBS securities must be at least AA by at least two NRSRO, at the time of purchase.

3. Only agency-collateralized (FNMA, FHLMC and GNMA) MBS, including collateralized mortgage obligations (CMOs) may be purchased.

4. The maximum external portfolio percentage for any one agency collateralized MBS/CMO pool is 5%.

5. Maximum expected average life at the time of purchase for any MBS security shall not exceed five years.

N. Asset-Backed Securities (ABS)

1. A maximum of 5% of the external portfolio may be invested in ABS securities at time of purchase.

County Financial Policies & Ordinances

2. Minimum credit rating for ABS securities must be at least AA- by at least two NRSRO, at the time of purchase.
3. The maximum external portfolio percentage for any one ABS transaction is 1.5%.
4. No more than 3% of the external portfolio may be allocated to any one subsector of the ABS market.
5. Maximum expected average life at the time of purchase for any MBS security shall not exceed five years.

O. Commercial Mortgage-Backed Securities (CMBS)

1. A maximum of 8% of the external portfolio may be invested in CMBS securities, at time of purchase.
2. Minimum credit rating for ABS securities must be at least AA- by at least two NRSRO, at the time of purchase.
3. Only agency-collateralized CMBS may be purchased.
4. The maximum external portfolio percentage for any one agency collateralized CMBS pool is 3%.
5. Maximum expected average life at the time of purchase for any CMBS security shall not exceed five years.

XV. ADDITIONAL PORTFOLIO LIMITATIONS

- A. The maximum combined portfolio allocation to MBS, CMBS and ABS securities is 45% at time of purchase.
- B. The maximum combined portfolio allocation to corporate debt and municipal securities is 45% at time of purchase.
- C. Portfolio securities may be purchased in either fixed or floating-rate form.

XVI. PROHIBITED INVESTMENTS

There shall be no investments in:

- A. Securities of foreign issuers that are non-U.S. dollar denominated investments;
- B. Private placements debt issues;
- C. Commodities, futures or options contracts;
- D. Short sales or margin transactions;
- E. Limited partnerships;
- F. Interest Only (IO) and Principal Only (PO) Mortgages;
- G. Fixed income securities of the investment manager, including their parents or subsidiaries;
- H. Any form of fixed income securities which would generally be considered derivatives, excluding CMOs.

XVII. INTERNAL CONTROLS

The Treasury Manager shall establish and monitor a set of written internal controls designed to protect the County's funds and ensure proper accounting and reporting of the securities transactions. Such internal controls shall include, but not be limited to, the following:

- A. All securities purchased or sold will be transferred only under the "deliver versus payment" (DVP) method to insure that funds or securities are not released until all criteria relating to the specific transaction are met.
- B. The Investment Officer or authorized Finance staff will accept, on behalf of and in the name of Leon County, bank trust receipts or confirmations as evidence of actual delivery of the obligations or securities in return for investment of funds.
- C. Trust receipts or confirmations shall fully describe the various obligations or securities held. The receipt or confirmation shall state that the investment is held in the name of Leon County.
- D. The actual obligations or securities, whether in book-entry or physical form, on which trust receipts or confirmations are issued, may be held by a third-party custodial bank and/or institution or a designated correspondent bank which has a correspondent relationship to the Clerk's third-party custodian.
- E. Other internal controls such as:
 1. Written documentation of telephone transactions.
 2. Adequate separation of duties.
 3. Custodial safekeeping.
 4. Supervisory control of employee actions and operations review.
 5. Performance evaluations and reporting, interim and annual.
- F. All daily investment activity is performed by the Investment Officer under supervision of the Finance Director.
- G. Internal controls shall be reviewed by independent auditors engaged by the County as part of their financial audit.

County Financial Policies & Ordinances

XVIII. INVESTMENT STRATEGIES

Within the constraints of this Policy, the Clerk will be responsible for developing an investment strategy. This will be discussed with members of the Investment Oversight Committee and will address changes in the duration of the portfolio, the slope of the yield curve, spreads between various investment instruments, and actions by the Federal Reserve Board or other federal agencies, which might influence investment decisions.

The Clerk will solicit suggestions and comments from the Committee with respect to making strategic investment decisions. In implementing these strategies, the Clerk will communicate with the external manager as to how they are repositioning their portfolio and coordinate directions.

Generally, the dollars managed externally will be of longer duration and more sophisticated instruments therefore, one of the tools the Clerk will use to implement their strategic decisions will be to increase or decrease the dollars being managed. The Clerk will seek to implement investment strategies that will maximize long-term returns and mitigate interest rate volatility. The resources and sophistication to actively manage the portfolio on a daily basis is not available and the portfolio will not be involved in regular short term day trading activity. The portfolio will be repositioned within a narrow band in terms of both maturity and security selection and only in unusual times will major changes occur.

XIX. CONTINUING EDUCATION

The Clerk, Finance Director and other staff responsible for making investment decisions must annually complete eight hours of continuing education in subjects or courses of study related to investment practices and products.

XX. POLICY REVIEW AND AMENDMENT

This Policy shall be reviewed annually by the Investment Oversight Committee and any recommended changes will be presented to the Board of County Commissioners for adoption.

County Financial Policies & Ordinances

LEON COUNTY INVESTMENT POLICY 02-12

EXHIBIT - A

IP Section	Authorized	Security Type	Portfolio Sector Maximum	Subsector Maximum	Per Issuer Maximum	Maximum Maturity/WAL Limit	Quality Minimum
XIV. A.	IM	Treasury Special Purpose Investment Account (SPIA) Local Government Surplus Funds Trust Fund	15% / 50%	NA	NA	NA	NA
XIV. B.	IM	FL Local Government Investment Trust (FLGIT) or the FL Municipal Investment Trust (FMIVT)	15% each Trust	NA	NA	NA	NA
XIV. C.	IM	Constant Net Asset Value Money Market Mutual Funds	100%	NA	NA	NA	SEC-qualified, must hold investments allowed by this Policy
XIV. D.	IM	Non-Negotiable Interest Bearing Time Certificates of Deposit	30%	NA	NA	2-Year Mat; 1 Year Avg Maturity	Public Dep. Act
XIV. E.	EM	Repurchase Agreements	15%, if longer than 1-Day	NA	5.0%	60-Days	Requires Master Repo Agreement
XIV. F.	EM	Bankers' Acceptances	15%	NA	5.0%	270-Days	A1/P1 by 2 NRSRO
XIV. G.	EM	Commercial Paper	20%	No ABCP	5.0%	270-Days	A1/P1 by 2 NRSRO
XIV. H.	EM	United States Government Securities	100%	NA	NA	10-Year Maturity	NA
XIV. I.	EM	United States Federal Agencies (full faith and credit)	100%	NA	20.0%	5-Year Maturity	NA
XIV. J.	EM	Federal Instrumentalities (Non-full full faith and credit)	45%	NA	15.0%	5-Year Maturity	NA
XIV. K.	EM	Corporate Debt Securities	25%	NA	3.0%	5-Year Maturity	A3/A- by 2 NRSRO
XIV. L.	EM	Municipal Bonds	35%	NA	3.0%	5-Year Maturity	A3/A- by 1 NRSRO
XIV. M.	EM	Mortgage-Backed Securities (MBS), including CMOs	35%	Agency-only	5.0%	5-Year WAL	Agency
XIV. N.	EM	Asset-Backed Securities (ABS)	5%	3%	1.5%	5-Year WAL	Aa3/AA- by 2 NRSRO
XIV. O.	EM	Commercial Mortgage-Backed Securities (CMBS)	8%	Agency-only	3.0%	5-Year WAL	Agency

EM=External Managers-limits apply to external portfolio
IM=Internal Management-limits apply to combined internal and external portfolios

OTHER

The maximum combined portfolio allocation to MBS, CMBS, and ABS securities is 45% at time of purchase. The maximum combined portfolio allocation to corporate debt and municipal securities is 45% at time of purchase. Portfolio securities may be purchased in either fixed or floating-rate form.

County Financial Policies & Ordinances

Policy for Landfill Rate Stabilization Reserve: Policy No. 03-08

It shall be the policy of the Board of County Commissioners of Leon County, Florida, that Policy No. 94-1, "Policy for Landfill Rate Stabilization Reserve," adopted by the Board of County Commissioners on February 8, 1994 is hereby repealed and superseded, and a new policy entitled "Solid Waste Rate Stabilization Reserve Fund" is hereby adopted in its place. It shall be the policy of the Board of County Commissioners of Leon County, Florida that:

1. The Solid Waste Rate Stabilization Reserve Fund is established to provide the following:
 - a. To accumulate funding for planned future capital project expenditures;
 - b. Funding for temporary and nonrecurring unexpected capital projects;
 - c. Funding to accommodate unexpected program mandates from other governmental bodies;
 - d. Funding for extraordinary operating expenses.
 - e. Funding for operating expenses in order to stabilize rates.
2. Use of funds from the Solid Waste Rate Stabilization Reserve Fund will be limited to operation of the landfill and transfer station.
3. The Board of County Commissioners must approve requests for use of Rate Stabilization Reserve Fund. The Board will use the procedures and evaluation criteria set forth in this policy. Such requests will be evaluated in insure consistency with other Board policy; the urgency of the request; the scope of services to be provided; the short- and long-term fiscal impact of the request; a review of alternative methods of funding or providing the services; a review for duplication of services with other agencies; a review of efforts to secure non-County funding; a discussion of why funding was not sought during the normal budget cycle; and a review of the impact of not funding or delaying funding to the next fiscal year.
4. The Rate Stabilization Reserve Fund will be budgeted at the excess of revenues over expenditures after the requirements of the balance needed in the Contingency Reserve and Closure Reserve are met. The Rate Stabilization Reserve Fund shall be separate from the Contingency Reserve and Closure Reserve.
5. The County's budget will be amended at such time as the County Commission, by majority vote, authorizes the use of reserves. All requests to the

County Commission for the use of Rate Stabilization Reserve Fund shall be accompanied by an addendum prepared by OMB showing the year-to-date activity on the reserves account as well as the current account balance and the net effect on the account of approving the use of reserves.

6. As used in this document, the term "Fund" does not require the establishment of a self-balancing set of accounts, but rather indicates a separate account established within the Solid Waste Enterprise Fund.

Ordinance for Discretionary Funding Guidelines: Ordinance No. 06-34

Section 2-600 Application of Article

This article shall govern the allocation of discretionary funds and provide the Board a maximum amount of annual funding available in each of the following fund categories: Community Human Services Partnership Fund, Community Human Services Partnership – Emergency Fund, Commissioner District Budget Fund, Midyear Fund, Non-Departmental Fund, and Youth Sports Teams Fund.

Section 2-601 Annual Appropriation

Funding for the purposes set forth in this article shall be subject to an annual appropriation by the Board in accordance with this article.

Section 2-602 Definitions

The following words, terms, and phrases, when used in this article, shall have the meanings ascribed to them in this section, except where the context clearly indicates a different meaning.

- *Community Human Services Partnership Fund* shall mean funds eligible for allocation to social service programs.
- *Community Human Services Partnership – Emergency Fund* shall mean funds eligible for allocation for one time funding to meet an emergency situation.
- *Commissioner District Budget Fund* shall mean funds eligible for allocation to each Commissioner for activities relating to his or her district or the County at large.
- *Emergency Situation* shall mean those exigent circumstances that would prohibit or severely impact the ability of a currently funded Community Human Services Partnership (CHSP) agency to provide services.

County Financial Policies & Ordinances

- *Midyear Fund* shall mean funds eligible for allocation for requests that occur outside of the regular budget process.
- *Non-Departmental Fund* shall mean funds eligible for allocation for non-profit entities that are included, by direction of the Board, as part of the regular adopted budget.
- *Non-Profit* shall mean an entity that has been designated as a 501(c)(3) eligible by the U.S. Internal Revenue Services and/or registered as a non-profit entity with the Florida Department of State.
- *Youth Sports Teams Fund* shall mean funds eligible for allocation for temporary and nonrecurring youth sporting events such as tournaments and playoffs, and events recognizing their accomplishments.

Section 2-603

- (a) The County Administrator or his designee is authorized to develop forms and procedures to be used by a non-profit, group or individual when submitting a request for funding consistent with the provisions herein.
- (b) The County Administrator or his designee shall establish a process for evaluating request for funding made pursuant to this article.

Section 2-604

(a) Community Human Services Partnership Program Fund

- (1) Non-profits eligible for Community Human Services Partnership (CHSP) funding are not eligible for funding in any other county government-funding category, except when requesting funding for an activity that is not CHSP eligible, such as capital improvements.
- (2) Annually, as part of the budget process, the Board shall confirm the allocation of funding set aside for the Community Human Services Program.

(b) Community Human Services Partnership Program – Emergency Fund.

- (1) Non-profits that are funded through the CHSP process are eligible to apply for emergency, one time funding through the Community Human Services Partnership Program – Emergency Fund.
- (2) Annually, as part of the budget process, the Board shall confirm the allocation of funding set aside for the Community Human Services Partnership Program – Emergency Fund.

- (3) These funds are available to any agency that is currently funded through the CHSP process.
- (4) The request for emergency funding shall be made at a regular meeting of the Board. If deemed appropriate, the request for emergency funding shall then go before a CHSP sub-committee consisting of members from the CHSP review boards of each of the partners (Leon County, the City of Tallahassee, and the United Way of the Big Bend.) The sub-committee shall determine if the situation would qualify as an Emergency Situation and what amount of financial support would be appropriate. The CHSP shall then make a recommendation to the County Administrator, who is authorized to approve the recommendation for funding.
- (5) In the event the Board does not meet in a timely manner, as it relates to an agency's request, the County Administrator shall have the authority to appropriate expenditures from this account.

(c) Commissioner District Budget Fund

- (1) Annually, as part of the budget process, the Board shall determine the allocation of funding set aside for the Commissioner District budgets.
- (2) Allocation of funding set aside for the Commissioner District Budget Fund.
- (3) Expenditures shall only be authorized from this account at a regular meeting of the Board.

(d) Midyear Fund

- (1) Non-profits, groups or individuals that do not fit into any of the other categories of discretionary funding as outlined in this article are eligible to apply for midyear funding.
- (2) Annually, as part of the budget process, the Board shall determine the allocation of funding set aside for the Midyear Fund.
- (3) In the event the Board does not meet in a timely manner, as it relates to a funding request, the County Administrator shall have the authority to appropriate expenditures from this account. Such action is thereafter required to be ratified by the Board.

County Financial Policies & Ordinances

(e) Non-Departmental Fund

- (1) Non-profits eligible for non-departmental funding are not eligible for funding in any other category. Eligible funding activities in this category are festivals and events and outside service agencies.
- (2) Annually, as part of the budget process, the Board shall determine the allocation of funding set aside for the Non-Departmental Fund.
- (3) Non-profits eligible for funding through the Cultural Resources Commission (CRC) Leon County Grant Program (funded through the non-departmental process) are not eligible for funding in any other category.

(f) Youth Sports Teams Fund

- (1) Non-profits or athletic teams of the Leon County school system that are eligible for the County's Youth Athletic Scholarship Program are not eligible for funding pursuant to this Article.
- (2) Annually, as part of the budget process, the Board shall determine the amount of funding pursuant to this Article.
- (3) The award for Youth Sports Teams shall not exceed \$500 per team.
- (4) Youth Sports Teams requesting funding from the Board shall first submit their requests in writing to the County Administrator or his or her designee for review and evaluation the request must include certified documentation establishing the legitimacy of the organization.
- (5) Funding will be allocated on a first-come, first-serve basis. In the event that more than one request is received concurrently when the fund's balance is reduced to \$500, the remaining \$500 will be divided equally among the applicants meeting the evaluation criteria.
- (6) Applicants must have participated in a City, County, or school athletic program during the year in which funding is sought.
- (7) Team participants must be 19 years of age or younger.
- (8) The requested funding shall support post-season activity, e.g., tournaments, playoffs, or awards banquets associated with extraordinary performance.

- (9) In the event the Board does not meet in a timely manner, as it related to a Youth Sports Teams' request, the County Administrator shall have the authority to appropriate expenditures from this account. Such action is thereafter required to be ratified by the Board.

(g) Appropriation Process Annually, prior to March 1, the Board shall:

- (1) Determine the amount of funding set aside for each funding category identified in this Article;
- (2) Determine the list of permanent line item funded entities that can submit applications for funding during the current budget cycle; and
- (3) Provide direction to staff on additional appropriation requested that should be considered as part of the tentative budget development process.

Section 2. Conflicts.

All ordinances or parts of ordinances in conflict with the provisions of this ordinance are hereby repealed to the extent of such conflict, except to the extent of any conflicts with the Tallahassee-Leon County 2010 Comprehensive Plan as amended, which provisions shall prevail over any parts of this ordinance which are inconsistent, whether in whole or in part, with the said Comprehensive Plan.

Section 3. Severability.

If any word, phrase, clause, section or portion of this ordinance shall be held invalid or unconstitutional by a court of competent jurisdictions, such portion or words shall be deemed a separate and independent provision and such holding shall not affect the validity of the remaining portions thereof.

Section 4. Effective Date

This Ordinance shall have effect upon becoming law. DULY PASSED AND ADOPTED BY the Board of County Commissioners of Leon County, Florida, this 14th day of November, 2006.

Reserve Policy: Policy No. 07-2

It shall be the policy of the Board of County Commissioners of Leon County, Florida, that:

County Financial Policies & Ordinances

Policy No. 07-2, "Reserves", adopted by the Board of County Commissioners on July 10, 2007, is hereby superseded, and a revised policy is hereby adopted in its place, to wit:

1. Emergency Reserves

a. The general revenue emergency reserves will be maintained at an amount not to be less than 3% and to not exceed 8% of projected general fund and fine and forfeitures fund operating expenditures for the ensuing fiscal year.

b. A Catastrophe Reserve will be maintained at 2% of the general fund and fine and forfeiture fund operating expenditures for the ensuing fiscal year. The Catastrophe Reserve will provide immediate cash flow for staff overtime, equipment, contractual support and materials/supplies in the event of a natural disaster.

In the event of a declared local state of emergency, the County Administrator is authorized to utilize the Catastrophe Reserve to pay Leon County solid waste and Leon County building/growth fees for eligible residents for the purpose of debris removal and home restoration/reconstruction. To be eligible, residents must demonstrate that all other means (including, but not limited to: FEMA Individual Assistance, property insurance) have been exhausted prior to seeking County assistance.

c. The reserve for contingency is separate from the reserve for cash balances.

d. Annually, the Board will determine an appropriate amount of reserve for contingency to be appropriated as part of the annual budget. Any funds not included in the budget under this category will be included as part of the unreserved fund balance.

2. Reserve for Cash Balances

a. The County will maintain an annual unappropriated reserve for cash balance at a level sufficient to maintain adequate cash flow and to eliminate the need for short-term borrowing.

b. The unappropriated fund balance shall be no less than 10% and no greater than 20% of projected general fund and fine and forfeiture fund operating expenditures.

c. The reserve for cash balance shall be separate from the emergency reserves.

d. All major funds will retain sufficient cash balances to eliminate the need for short-term borrowing.

3. Utilization of Fund Balance

a. As part of the annual budget process, a determination will be made of the minimum and maximum amounts of fund balance available based on the requirements set forth in Sections 1 and 2.

b. Funds in excess of the minimums established can be utilized to support one time capital project funding and/or other one-time expenditures to address unforeseen revenue shortfalls.

4. Budgeted Contingency Reserve

Budgeted Reserve for Contingency reserves, are established to provide the following:

a. Funding for authorized mid-year increases to adopted levels of service.

b. Funding for unexpected increases in the cost of providing existing levels of service.

c. Temporary and nonrecurring funding for unexpected projects.

d. Funding of a local match for public or private grants.

e. Funding to offset losses in revenue caused by actions of other governmental bodies.

f. Funding to accommodate unexpected program mandates from other governmental bodies.

5. Procedures

a. The County Administrator is authorized to develop forms and procedures to be used by outside agencies or individuals or County agencies in submitting their requests for use of contingency reserves.

b. County agencies, including County departments and Constitutional Officers, requesting additional funding from the Board shall first submit their requests in writing to the County Administrator for full review and evaluation.

c. After evaluation, all requests will be brought to the Board for consideration at a regularly scheduled meeting.

County Financial Policies & Ordinances

- d. Requests for use of reserves for contingency may be approved only by the Board of County Commissioners.
- e. The County's budget will be amended at such time the County Commission, by majority vote, authorizes reserves for contingency. All requests to the County Commission for the use of any reserves for contingency shall be accompanied by a "contingency statement" prepared by OMB showing the year-to-date activity on the reserves account as well as the current account balance and the net effect on the account of approving the use of reserves.

6. Evaluation Criteria

- a. The Board will use the procedures and evaluation criteria set forth in this policy. The evaluation of funding requests shall include, but not be limited to the following:
 - consistency with other Board policy;
 - the urgency of the request;
 - the scope of services to be provided;
 - the short-term and long-term fiscal impact of the request;
 - a review of alternative methods of funding or providing the services,
 - a review for duplication of services with other agencies;
 - a review of efforts to secure non-County funding;
 - a discussion of why funding was not sought during the normal budget cycle; and
 - a review of the impact of not funding or delaying funding to the next fiscal year.

7. Exceptions

- a. This policy is not intended to limit regular mid-year salary adjustment transfers from the salary adjustment contingency account, which is reviewed separately by the Board of County Commissioners on an annual basis.

County Financial Policies & Ordinances
Tallahassee-Leon County Comprehensive
Capital Improvement Element Goals, Objectives, and Policies

Goal 1: [CI] (Effective 7/16/90)

To use sound fiscal policies to provide adequate public facilities concurrent with, or prior to development in order to achieve and maintain adopted standards for levels of service, and to exceed the adopted standards, when possible. 9J-5.016(3) (a)

PUBLIC FACILITY NEEDS

Objective 1.1: [CI] (Effective 7/16/90)

Define types of public facilities, establish standards for levels of service for each type of public facility, and determine what capital improvements are needed in order to achieve and maintain the standards for existing and future populations, and to repair or replace existing public facilities. 9J-5.016(3)(b)1

Policy 1.1.1: [CI] (Effective 7/16/90)

The following definitions apply throughout this Capital Improvements Element.

1. "Capital Improvement" means, improvements to land, structures (including design, permitting, and construction), initial furnishings and selected equipment (including ambulances, fire apparatus,). Capital improvements have an expected useful life of at least 3 years. Other "capital" costs, such as motor vehicles and motorized equipment, computers and office equipment, office furnishings, and small tools are considered in the local government's annual budgets, but such items are not "capital improvements" for the purposes of the Comprehensive Plan, or the issuance of development orders.

2. "Category of public facilities" means a specific group of public facilities, as follows:

a. Category A public facilities are arterial and collector roads, mass transit, stormwater management, potable water, sanitary sewer, solid waste, and parks and recreation facilities owned or operated by the local government, all of which are addressed in other elements of this Comprehensive Plan.

b. Category B public facilities are fire service, bikeway, sidewalk, airport and other government facilities owned or operated by the local government.

c. Category C public facilities are arterial and collector roads, mass transit, stormwater management, potable water, sanitary sewer, solid waste, and parks and recreation facilities owned or operated by Federal, and State governments, independent districts, and private organizations.

3. "Development order" for purposes of determining vested rights means any order granting, denying, or granting with conditions an application for a building permit, zoning permit, subdivision approval, rezoning, certification, special exception, variance, or any other official action of the local government having the effect of permitting the development of land. Development orders shall be categorized as:

a. "Final Development Orders" The following development order shall be considered to be final development orders for purposes of a determination of vested rights in a previously approved development:

- (1) Preliminary subdivision plat approval;
- (2) Final subdivision plat approval;
Tallahassee-Leon County Comprehensive Plan
- (3) Final Site plan approval (pursuant to County Ordinance 88-16);
- (4) Approval of a PUD concept plan;
- (5) Approval of a PUD Final Development Plan;
- (6) Building permit;
- (7) Development agreement entered into pursuant to Florida Statutes, Section 163.3220, et seq.; and
- (8) Any other development order which approves the development of land for a particular use or uses at a specified intensity of use and which allows commencement of construction or physical development activity on the land for which the development order is issued.

b. "Preliminary development order" mean a DRI Development approval, zoning approval,

County Financial Policies & Ordinances
Tallahassee-Leon County Comprehensive
Capital Improvement Element Goals, Objectives, and Policies

preliminary development plan approval, conditional use approval, master plan approval, Board of Adjustment approval, and any other development order than a final development order.

4. "Local government" means the City of Tallahassee, Florida and Leon County, Florida.

5. "Public facility" means the capital improvements and systems of each of the following: arterial and collector roads, mass transit, stormwater management, potable water, sanitary sewer, solid waste, parks and recreation, library, corrections, emergency medical service, fire service, bikeway, sidewalk, airport, other local government buildings, public education and public health facilities.

Policy 1.1.2: [CI] (Rev. Effective 8/17/92)

The local government shall establish standards for levels of service for Categories A and C of public facilities, and shall apply the standards as follows:

1. **Category A.** The standards for levels of service of each type of public facility in Category A shall apply to development orders issued by the local government after January 31, 1991, or such earlier date as may be adopted by the local government, the local governments' annual budgets beginning with the 1990-91 fiscal year, the local governments' Capital Improvement Programs beginning with the 1990-91 fiscal year, and other elements of this Comprehensive Plan.

2. **Category C.** The standards for levels of service of each type of public facility in Category C shall apply to development orders issued by the local government after January 31, 1991, or such earlier date as may be adopted by the local government, and other elements of this Comprehensive Plan, but shall not apply to the local governments' annual budgets or the local governments' Capital Improvement Programs.

Policy 1.1.3: [CI] **Levels of Service Required for Infrastructure, Facilities, and Utilities** (Revised Effective 7/25/03; Revision Effective 7/20/05)

The following standards are hereby established as the minimum levels of service for various infrastructure, facilities, utilities and services required to support new development within the City of Tallahassee and Leon County.

1. Roadways

The peak hour roadway level of service for Tallahassee and Leon County is established as follows:

a. Outside the Urban Service Area:

Interstate, Intrastate, Limited Access Parkways: B
Principal Arterials: C
Minor Arterials: C
Major and Minor Collectors: C
Local Streets: D

Inside the Urban Service Area:

Interstate, Intrastate, Limited Access Parkways: C
Principal Arterials: D**
Minor Arterials: D / E*
Major and Minor Collectors: D / E*
Local Streets: D

*For Minor Arterials, and Major and Minor Collectors located inside the Urban Service Area and south of U.S. 90, the Level of Service shall be "D" for purposes of establishing priorities for programming transportation improvements, and "E" for meeting concurrency requirements, to support the Southern Strategy. Roads north of U.S. 90 shall be LOS D for both programming improvement and concurrency purposes.

**The Level of Service for Monroe Street from Gaines Street to Tennessee Street shall be "E". (Revised Effective 12/10/02)

b. Notwithstanding any of the above LOS standards in Policy 1.4.1 a. (above), in local government's review of a proposed development project, an optional LOS standard may be established that is equivalent to the currently adopted LOS standard plus 50% and may be applied in calculating the concurrency capacity for an impacted roadway segment that is not a Florida Intrastate Highway Facility (FIHS) as determined by the Florida Department of Transportation and that is located within the USA boundary provided that the following criteria is met:

County Financial Policies & Ordinances
Tallahassee-Leon County Comprehensive
Capital Improvement Element Goals, Objectives, and Policies

- 1) The roadway segment is “capacity constrained” (as defined below), and;
- 2) The applicant or developer of the project being reviewed provides a “commensurate mitigation contribution” (as described below) to the local government for an alternative improvement.

For the purposes of this policy, the assumed roadway capacity that can be achieved under the adopted LOS standard plus 50% shall not exceed 150% of the maximum service flow at the adopted LOS. A “capacity constrained” roadway segment is one where the local government has determined that:

- 1) The improvement that will resolve the deficiency is not feasible due to environmental constraints, regulatory constraints or prohibitively costly right-of way demands, or;
- 2) The improvement that will resolve the deficiency is not desirable in that it is inconsistent with clearly defined community goals or long term plans, or;
- 3) The improvement that will resolve the deficiency is not desirable in that it clearly represents an economically inefficient measure that will address a public facility deficiency only on a temporary, limited basis.

The “commensurate mitigation contribution” must be equivalent to the costs of the public facility improvement(s) necessary to eliminate the capacity deficiency in order that the LOS standards in Policy 1.4.1 a. (above) would be maintained on the impacted roadway segment. The transportation facility improvement on which the contribution can be expended by the local government may include public road capacity improvements, public road right-of-way acquisition, mass transit system implementation or facility improvements, or bike or pedestrian facility improvements. In addition, the transportation facility improvement on which the contribution can be expended must serve to enhance the transportation network within the defined traffic impact area of the proposed development.

2. Mass Transit

Tallahassee Mass Transit System (Category A):

- (1) Inside urban service area:
1% annual increase in system miles (odometer miles on buses).
- (2) Outside urban service area:
No service

3. Stormwater

a. Tallahassee and Leon County (Category A)

The design and water quality standards set forth in Florida Administrative Code Chapters 17-3 and 17-25, as the same may be amended from time to time, are hereby adopted by reference as the level of service for stormwater quality.

Local government may set higher minimum levels of treatment in watersheds where investigation and analysis indicate more stringent levels of service are required.

Stormwater management facilities shall be adequate to provide the following levels of service with regard to flood control:

100 Year Critical Storm Event

- No flood water in new buildings or existing buildings.
- Overland flow capacity available for all flow in excess of capacity of underground and open channel conveyance systems.

25 Year or Less Critical Storm Event

- No flood water more than six inches deep in local roads, parking lots, or other non-street vehicular use areas.
- No flood water in one driving lane each direction of collector streets.
- No flood water in two driving lanes each direction on arterial streets.
- Open channel conveyance capacity available for all flow in excess of capacity of underground conveyance system, or for full twenty-five year storm flow if no underground system exists.

County Financial Policies & Ordinances
Tallahassee-Leon County Comprehensive
Capital Improvement Element Goals, Objectives, and Policies

•The rate of off-site discharge shall not exceed the predevelopment rate of discharge.

10 Year or Less Critical Storm Event

- No flood water in one driving lane of local roads.
- No flood water in the driving lanes of any road other than a local road.
- Underground conveyance not overflowing in business and commercial districts.

5 Year or Less Critical Storm Event

- No flood water in the driving lanes of any roadways.
- Underground conveyances not overflowing in residential districts.

These are the adopted levels of service and shall be used as the basis for determining the availability of facility capacity and the system demand generated by development. In instances where an off-site deficiency exists at the time of adoption of this policy, such deficiency shall not be increased as the result of any development or land use changes.

b. Federal and State lands stormwater management (Category C):

- (1) Inside urban service area: Same as local government
- (2) Outside urban service area: Same as local government

4. Potable Water

a. Tallahassee and Leon County water systems (Category A):

- (1) Inside urban service area: 160 gpcpd
- (2) Outside urban service area (Rural Community Land Use Category or Demonstrated Hardship: 100 gpcpd

b. Private water system (Category C):

- (1) Inside urban service area: 160 gpcpd

- (2) Outside urban service area: 100 gpcpd

5. Sanitary Sewer

a. Tallahassee and Leon County sewer systems (Category A):

- (1) Inside urban service area: 140 gpcpd
- (2) Outside urban service area: no service provided

b. Private sewer systems (not owned by City which serve public - Category C):

- (1) Inside urban service area: 140 gpcpd
- (2) Outside urban service area: no service provided

6. Parks and Recreation Facilities

a. Tallahassee parks and recreation facilities:

- (1) Countywide park land: 1.22 acres per 1,000 population (excluding boat ramps provided by Leon County). Includes City operation of County-owned Tom Brown Park.
- (2) Area park land:
 - (a) Inside Urban Service Area: 2.00 acres per 1,000 population of Urban Service Area.
 - (b) Outside urban service area: no area parks.

- (3) Recreation facilities are included in the cost of park land.

b. Leon County parks and recreation facilities:

- (1) Countywide park land: 0.18 acres per 1,000 population (boat ramps portion only)
- (2) Area Park: 2.00 Acres per 1,000 population within Urban Service Area (parks to be provided by City and located within City Limits). Per Policy 1.1.1.C of Parks and Recreation Element.
- (3) Recreation facilities are included in the cost of park land.

County Financial Policies & Ordinances
Tallahassee-Leon County Comprehensive
Capital Improvement Element Goals, Objectives, and Policies

7. Solid Waste

a. Leon County solid waste facilities:

(1) Provide for:

Year Jan 1	LOS (Lbs/ Capita on Daily Basis)	Year	LOS	Year	LOS	Year	LOS
1990	5.65	1996	6.25	2001	6.70	2006	6.95
1991	5.75	1997	6.35	2002	6.75	2007	7.00
1992	5.85	1998	6.45	2003	6.80	2008	7.05
1993	5.95	1999	6.55	2004	6.85	2009	7.10
1994	6.05	2000	6.65	2005	6.90	2010	7.15
1995	6.15						

(2) One year of Class I landfill lined cell disposal capacity at present fill rates

(3) Five years of Class I landfill capacity with preliminary permit approval from the Florida Department of Environmental Regulation

(4) Ten years of properly zoned Class I landfill raw land capacity at present fill rates

b. Private solid waste disposal facilities: Same as local government

8. On-Site

Tallahassee and Leon County Category A Public Facilities Levels of service for on-site improvements, including local streets, water and sewer connection lines, stormwater management facilities, local parks and open space shall be as required of the developer in Tallahassee's and Leon County's land development regulations. Development approval shall be conditioned on the availability of services necessary to maintain all applicable level of service standards as adopted within the Comprehensive Plan.

Policy 1.1.4: [CI] (*Effective 7/16/90*)

The local governments shall determine the quantity of capital improvements that is needed as follows:

1. The quantity of capital improvements that is needed to eliminate existing deficiencies and to meet the needs of future growth shall be determined for each public facility by the following calculation: $Q = (S \times D) - I$.

Where Q is the quantity of capital improvements needed,
S is the standard for level of service,
D is the demand, such as the population, and
I is the inventory of existing facilities.

The calculation will be used for existing demand in order to determine existing deficiencies. The calculation will be used for projected demand in order to determine needs of future growth. The estimates of projected demand will account for demand that is likely to occur from previously issued development orders as well as future growth. Public facilities to serve demand from previously issued development orders are assured by including such demand in "D" (demand) in the preceding calculation.

2. There are two circumstances in which the standards for levels of service are not the exclusive determinant of needs for a capital improvement:

a. Repair, remodeling, renovation, and replacement of obsolete or worn out facilities will be determined by the local government.

b. Capital improvements that provide levels of service in excess of the standards adopted in this Comprehensive Plan may be constructed or acquired at any time as long as the following conditions are met:

(1) the capital improvement does not make financially infeasible any capital improvement of the same type that is needed to achieve or maintain the standards for levels of service adopted in this Comprehensive Plan, and

(2) the capital improvement does not contradict, limit or substantially change the goals, objectives and policies of any element of this Comprehensive Plan, and

County Financial Policies & Ordinances
Tallahassee-Leon County Comprehensive

Capital Improvement Element Goals, Objectives, and Policies

(3) one of the following additional conditions is met:

(a) the excess capacity is an integral part of a capital improvement that is needed to achieve or maintain standards for levels of service, or

(b) the excess capacity provides economies of scale making it less expensive than a comparable amount of capacity if acquired at a later date, or

(c) the asset acquired is land that is environmentally sensitive, or designated by the local government as necessary for conservation or recreation, or

(d) the excess capacity is part of a capital project financed by general obligation bonds approved by referendum.

3. Any capital improvement that is determined to be needed as a result of any of the factors listed in Policy 1.1.4.2 shall be included in the regular Schedule of Capital Improvements contained in this Capital Improvements Element. All such capital improvements shall be approved in the same manner as the capital improvements that are determined to be needed according to the quantitative analysis described in Policy 1.1.4.1. 9J-5.016(3)(b)2, (3)(c)1, (3)(c)1.b, (3)(c)1.e, (3)(c)3, (3)(c)5, (3)(c)9

Policy 1.1.5: [CI] (*Effective 7/16/90*)

The relative priorities among types of public facilities are as follows:

1. **Priorities Among Types of Public Facilities.** All public facility improvements that are based on achieving and maintaining a standard for levels of service adopted in this Comprehensive Plan are included in the financially feasible Schedule of Capital Improvements contained in this Capital Improvements Element. The relative priorities among types of public facilities (i.e., roads, potable water, sanitary sewer, etc.) were established by adjusting the standards for levels of service and the available revenues until the resulting public facilities needs became financially feasible.

Legal restrictions on the use of many revenue sources limit the extent to which types of facilities may be prioritized because they do not compete for the same revenues. During each annual prioritization process, no further prioritization among types of public facilities is necessary because all projects in the Schedule of Capital Improvements are financially feasible, programmed for improvement, and will be completed according to the Schedule. Each year, however, prioritization among types of facilities is re-determined by reaffirming or revising standards for levels of service within the constraints of available restricted revenues.

2. **Priorities of Capital Improvements Within a Type of Public Facility.** Capital improvements within a type of public facility are to be evaluated on the following criteria and considered in the order of priority listed below. The local government shall establish the final priority of all capital improvements using the following criteria as general guidelines. Any revenue source that cannot be used for a high priority facility will be used beginning with the highest priority for which the revenue can legally be expended.

a. Repair, remodeling, renovation, or replacement of obsolete or worn out facilities that contribute to achieving or maintaining standards for levels of service adopted in this Comprehensive Plan.

b. New or expanded facilities that reduce or eliminate deficiencies in levels of service for existing demand.

c. New public facilities, and improvements to existing public facilities, that eliminate public hazards not otherwise eliminated by improvements prioritized according to Subsection a or b, above.

d. New or expanded facilities that provide the adopted levels of service for new development and redevelopment during the next five fiscal years, as updated by the annual review of this Capital Improvements Element. Tallahassee and Leon County may acquire land or right-of-way in advance of the need to develop a facility for new development. The location of facilities

County Financial Policies & Ordinances
Tallahassee-Leon County Comprehensive
Capital Improvement Element Goals, Objectives, and Policies

constructed pursuant to this Subsection shall conform to the Future Land Use Element, and specific project locations shall serve projected growth areas within the allowable land use categories. In the event that the planned capacity of public facilities is insufficient to serve all applicants for development orders, the capital improvements will be scheduled in accordance with criteria contained in the land development regulations.

e. Improvements to existing facilities, and new facilities that significantly reduce the operating cost of providing a service or facility, or otherwise mitigate impacts of public facilities on future operating budgets.

f. New facilities that exceed the adopted levels of service for new growth during the next five fiscal years by either;

(1) providing excess public facility capacity that is needed by future growth beyond the next five fiscal years, or

(2) providing higher quality public facilities than are contemplated in the local governments' normal design criteria for such facilities.

g. Facilities not described in Subsections a through f, above, but which the local government is obligated to complete, provided that such obligation is evidenced by a written agreement the local government executed prior to July 1, 1990.

3. All facilities scheduled for construction or improvement in accordance with this Policy shall be evaluated to identify any plans of State agencies or the Northwest Florida Water Management District that affect, or will be affected by, the proposed local government capital improvements.

4. Project evaluation may also involve additional criteria that are unique to each type of public facility, as described in other elements of this Comprehensive Plan. 9J-5.016(3)(c)1, (3)(c)3

Policy 1.1.6: [CI] (Effective 7/1/04)

All proposed capital projects in the City and County shall be consistent with the adopted Transportation Plan and designated future transportation corridors.

FINANCIAL FEASIBILITY

Objective 1.2: [CI] (Effective 7/16/90)

Provide needed public facilities that are within the ability of the local government to fund the facilities from local government revenues, development's proportionate share contributions, and grants or gifts from other sources. 9J-5.016(3)(b)5

Policy 1.2.1: [CI] (Effective 7/16/90)

The estimated costs of all needed capital improvements shall not exceed conservative estimates of revenues from sources that are available to the local government pursuant to current statutes, and which have not been rejected by referendum, if a referendum is required to enact a source of revenue. 9J-5.016(3)(c)1.f

Policy 1.2.2: [CI] (Revised Effective 12/8/98; Revision Adopted 4/21/05)

Existing and future development shall both pay for the costs of needed public facilities.

1. Future development

a. Future development shall pay for its proportional share of the capital improvements needed to address the impact of such development. Enterprise fund user charges, connection fees, and other user fees paid by new development shall be reviewed every two years to assure that provision of capital improvements needed to address the impact of future development will not increase ad valorem tax rates or rates of electric, gas, water or sewer utilities. Upon completion of construction, "future" development becomes "present" development, and shall contribute to paying the costs of the replacement of obsolete or worn out facilities as described in subsection 2, below.

b. Future development's payments may take the form of, but are not limited to, voluntary contributions for the benefit of any public facility, impact fees, capacity fees, dedications of land, provision of public facilities, and future payments of user fees, special assessments and taxes.

2. Existing development

a. Existing development shall pay for the capital improvements that reduce or eliminate existing

County Financial Policies & Ordinances
Tallahassee-Leon County Comprehensive
Capital Improvement Element Goals, Objectives, and Policies

deficiencies, and some or all of the replacement of obsolete or worn out facilities.

b. Existing development's payments may take the form of user fees, special assessments, and taxes. 9J-5.016(3)(b)4, (3)(c)8

3. Both existing and future development may have part of their costs paid by grants, entitlements or the provision of public facilities from other levels of government and independent districts.

4. The City will eliminate on-site refunds to property owners or their representatives except in those situations within the City limits which specifically support the City's goals of affordable housing, urban infill development, or the Southern Strategy goal of a more balanced growth pattern. In order to receive a rebate, a development must have an average net density of not less than two (2) units per acre.

For purposes of this paragraph, the following definitions shall apply:

a. Affordable housing: Any residential development in which 7% or greater of the residential units are determined to be affordable housing as defined in Section XIII, Glossary, under the Housing Element.

b. Urban infill development: A development located on a parcel of property bounded on two or more sides by existing urban development, or adjacent to existing water or sewer service. "Urban development" is defined as densities or intensities of one unit per acre or greater.

c. Southern Strategy: Any development located within the Southern Strategy Area, as defined in the Land Use Element. (Rev. Effective 4/18/02)

The amount of on-site water and sewer refunds, on a residential equivalent basis shall not exceed (for water) an amount calculated to be the average cost to extend water distribution lines across a lot having 80 feet of frontage and (for sewer) an amount calculated to be the average cost to extend sewer collection lines across a lot having 80 feet of frontage.

The City shall amend its water and sewer extension policies and ordinances within sixty (60) days of the effective date of this amendment in order to effectuate the intent of this amendment.

In any utility reimbursement agreement, urban services agreement, or any other agreement, which provides for on-site refunds, the agreement shall state the specific goal or goals of this plan, which are served or achieved by the provision of refunds.

Policy 1.2.3: [CI] (Rev. Effective 9/19/91)

Capital improvements shall be financed, and debt shall be managed as follows:

1. Public facilities financed by enterprise funds (i.e., potable water, sanitary sewer, solid waste, and airport) shall be financed by:

a. debt to be repaid by user fees and charges for enterprise services, or

b. current assets (i.e., reserves, surpluses and current revenue), or

c. a combination of debt and current assets.

2. Public facilities financed by non-enterprise funds (i.e., roads, stormwater management, parks, fire service, police protection, and other government buildings) shall be financed from current assets: revenue, equity and/or debt. Specific financing of specific capital projects shall consider which asset, or group of assets, will be most cost effective, consistent with prudent asset and liability management, appropriate to the useful life of the project(s) to be financed, and efficient use of the local governments' debt capacity.

3. Debt financing shall not be used to provide more capacity than is needed within the Schedule of Capital Improvements for non-enterprise public facilities unless:

a. the excess capacity is an integral part of a capital improvement that is needed to achieve or maintain standards for levels of service, or

County Financial Policies & Ordinances
Tallahassee-Leon County Comprehensive
Capital Improvement Element Goals, Objectives, and Policies

b. the excess capacity provides economies of scale making it less expensive than a comparable amount of capacity if acquired at a later date, or

c. the asset acquired is land that is environmentally sensitive, or designated by the local government as necessary for conservation or recreation, or

d. the excess capacity is part of a capital project financed by general obligation bonds approved by referendum. 9J-5.016(3)(c)2

4. The aggregate net bonded indebtedness in the City's enterprise activities shall not exceed 70% of assets. The City's adjusted general government net bonded indebtedness per capita shall not exceed 135% of Moody's Investor Service published median for cities of comparable size.

Policy 1.2.4: [CI] (Effective 7/16/90)

Tallahassee and Leon County shall not provide a public facility, nor shall it accept the provision of a public facility by others if Tallahassee, Leon County or another provider is unable to pay for the subsequent annual operating and maintenance costs of the facility.

Policy 1.2.5: [CI] (Effective 7/16/90)

All development orders issued by the local government which require public facilities that will be financed by sources of revenue which have not been approved or implemented (such as future debt or referenda) shall be conditioned on the approval of implementation of the indicated revenue source, or the substitution of a comparable amount of revenue from existing sources.

Policy 1.2.6: [CI] (Effective 7/16/90)

The sources of revenue contain within the adopted Comprehensive Plan (July 16, 1991) require no local referendum. In the event that subsequent sources of revenue listed under "Projected Costs and Revenues" require voter approval in a local referendum that has not been held, and a referendum is not held, or is held and is not successful, the Comprehensive Plan shall be amended to adjust for the lack of such revenues, in any of the following ways:

or more public facilities, or

2. Increase the use of other sources of revenue, or
3. Decrease the cost, and therefore the quality, of some types of public facilities while retaining the quantity of the facilities that is inherent in the standard for levels of service, or
4. A combination of the above alternatives.

The analysis that supports this Capital Improvements Element shall contain an Alternative Recommendation setting forth the costs and sources of revenue that will be proposed in the Plan amendment in the event the referendum is not held, or is held and is not successful.

Policy 1.2.7: [CI]

(Effective 4/18/02; Revision Effective 12/29/05)

By 2001, utility providers for sanitary sewer, water and stormwater shall prepare long range improvement plans to the year 2020 for major facilities from which subsequent five year capital improvement programs shall be derived. These long range improvement plans shall be based upon a needs plan to serve the Future Land Use Plan and its expected population within the Urban Service Area by 2020, and shall also contain a cost feasible plan which prioritizes improvements based upon projected revenues. These long range utility improvement plans will be updated concurrently with updates to the Future Land Use Plan and Long Range Transportation Plan.

Objective 1.3: [CI] (Effective 7/16/90)

Provide needed capital improvements for repair or replacement of obsolete or worn out facilities, eliminating existing deficiencies, and meeting the needs of future development consistent with the adopted plan and depicted on the future land use map and redevelopment caused by previously issued and new development orders. The local governments' ability to provide needed improvements shall be demonstrated by maintaining a financially feasible Schedule of capital Improvements, as documented by the summary "Costs and Revenues by Type of Public Facility" contained in this Capital Improvements Element. 9J-5.016(3)(b)1 and 5.

County Financial Policies & Ordinances
Tallahassee-Leon County Comprehensive
Capital Improvement Element Goals, Objectives, and Policies

Policy 1.3.1: [CI] (Rev. Effective 11-22-99)

The local government shall provide, or arrange for others to provide, the public facilities listed in the Schedule of Capital Improvements in the "Requirements for Capital Improvements Implementation" section of this Capital Improvements element. The capital improvements listed for Leon County within this element are balanced pursuant to 9J-5 with available revenue sources. However, the County reserves the right to amend projects and funding sources consistent with the criteria set out in 9J-5 for the Capital Improvements Element. The Schedule of Capital Improvements may be modified as follows:

1. The Schedule of Capital Improvements shall be updated annually. The annual update process shall be initiated concurrently with the preparation and adoption of the local governments' capital budgets. The capital improvement element schedule update amendment to the Comprehensive Plan shall be based upon the local governments' draft capital budgets being considered for adoption. The capital improvement element schedule update shall reflect any changes in the construction initiation date, completion date, or estimated project cost as otherwise established in a previous year's capital improvement element schedule update. The update shall also indicate whether those projects included in the previous year's capital improvement element schedule update (but not included in the current year's capital improvement element schedule update), have been completed, are ongoing, or have been deleted. Thereafter, prior to the transmittal of the amendment revising the Schedule of Capital Improvements, the amendment shall be revised to reflect any corresponding changes in the adopted local government capital budgets.

2. Pursuant to Florida Statutes 163.3187, the Schedule of Capital Improvements may be amended two times during any calendar year, and as allowed for emergencies, developments of regional impact, and certain small scale development activities.

3. Pursuant to Florida Statutes 163.3177, the Schedule of Capital Improvements may be adjusted by ordinance not deemed to be an amendment to the Comprehensive Plan for corrections,

updates, and modifications concerning costs; revenue sources; acceptance of facilities pursuant to dedications which are consistent with the plan; or the date of construction of any facility enumerated in the Schedule of Capital Improvements.

4. Any act, or failure to act, that causes any project listed in the Schedule of Capital Improvements of this Comprehensive Plan to be scheduled for completion in a fiscal year later than the fiscal year indicated in the Schedule of Capital Improvements shall be in effect only if the act causing the delay is subject to one of the following:

a. Projects providing capacity equal to, or greater than the delayed project are accelerated within, or added to the Schedule of Capital Improvements, in order to provide capacity of public facilities in the fiscal year at least equal to the capacity scheduled prior to the act which delayed the subject project.

b. Modification of development orders issued conditionally or subject to the concurrent availability of public facility capacity provided by the delayed project. Such modification shall restrict the allowable amount and schedule of development to that which can be served by the capacity of public facilities according to the revised schedule.

c. Amendment of the plan to reduce the adopted standard for the level of service for public facilities until the fiscal year in which the delayed project is scheduled to be completed. 9J-5.016(3)(c)7

Policy 1.3.2: [CI] (Effective 7/16/90)

The local government shall include in the capital appropriations of their annual budgets all the capital improvements projects listed in the Schedule of Capital Improvements for expenditure during the appropriate fiscal year, except that the local government omit from their budgets any capital improvements for which a binding agreements has been executed with another party to provide the same project in the same fiscal year. The local government may also include in the capital appropriations of their annual budgets additional public facility projects that conform to Policy 1.1.4.2.b.3 and Policy 1.2.3.3.9J-5.016(3)(c)7.

County Financial Policies & Ordinances
Tallahassee-Leon County Comprehensive
Capital Improvement Element Goals, Objectives, and Policies

Policy 1.3.3: [CI] (Rev. Effective 8/17/92; Revision Effective 12/29/05)

The City Commission of Tallahassee and the Board of County Commissioners of Leon County find that the impacts of development on public facilities within Tallahassee and Leon County occur at the same time as development authorized by a final development order. The local government shall determine, prior to the issuance of development orders, whether or not there is sufficient capacity of Category A and Category C public facilities to meet the standards for levels of service for existing development and the proposed development concurrent with the impacts of proposed development. For the purpose of this policy, the City of Tallahassee shall define "concurrent with" as follows:

1. No final development order shall be issued by the local government after October 1, 1990, unless there shall be sufficient capacity of Category A and Category C public facilities to meet the standards for levels of service for the existing population and for the proposed development according to the following timeframes:

a. For the following public facilities, there must be: a) available capacity to serve the impacts of the proposed development prior to the issuance of the building permit; b) at the time a development order is issued, the necessary facilities and services are guaranteed in an enforceable development agreement, pursuant to Florida Statutes, or an agreement or development order is issued pursuant to Chapter 380, Florida Statutes to be in place and available to serve new development at the time of the issuance of a certificate of occupancy.

- (1) Potable water.
- (2) Sanitary sewer.
- (3) Solid waste.
- (4) Stormwater management.

b. For the following public facilities there must be available capacity to serve the impacts of the proposed development at the adopted level of service within 12 months of the issuance of the final development order:

- (1) Parks and recreation.
- (2) Mass transit.

2. An applicant for a preliminary development order shall have a determination made as to the availability of Category A and Category C public facilities in accordance with subsection a or b:

a. The applicant may request a determination of available capacity as part of the review and approval of the preliminary development order provided that the determination of available capacity shall apply only to specific uses, densities and intensities based on information provided by the applicant and included in the development order,

b. The applicant may request the approval of a preliminary development order without a determination of capacity of Category A and Category C public facilities provided that any such order is issued subject to requirements in the applicable land development regulation or to specific conditions contained in the preliminary development order that:

(1) Final development orders for the subject property are subject to a determination of available capacity in Category A and Category C public facilities, as required by Policy 1.3.1, and;

(2) No rights to obtain final development order, nor any other rights to develop the subject property have been granted or implied by the local government's approval of the preliminary development order without determining that there is available capacity in Category A and Category C public facilities.

3. Except for an approved development of regional impact with specific phases of development, the determination of available capacity shall be valid for the term of a proposed project's development order. For development orders without specific terms of development, the determination and reservation of available capacity shall not exceed two years. For good faith development, extensions of the two year terms may be permitted in six month intervals.

4. A determination that there is available capacity in public works to serve the project shall run with the land; shall be assignable within adjacent portions of a project; and shall not be assignable to other projects. A determination that there is available capacity for a

County Financial Policies & Ordinances
Tallahassee-Leon County Comprehensive
Capital Improvement Element Goals, Objectives, and Policies

project shall apply only to specific land uses, densities, and intensities based upon information provided by the applicant. Any change in the density, intensity or land use is subject to review and approval or denial by the City of Tallahassee.

5. An applicant shall prepay all impact fees or other infrastructure costs to guarantee the applicant's pro rata share of the local governments' financial obligation for public facilities, which are constructed by the local government for the benefit of the subject property.

a. Whenever an applicant's pro rata share of a public facility is less than full cost of the facility, the local government shall contract with the applicant for the full cost of the facility including terms regarding reimbursement of the applicant for costs in excess of the applicant's pro rata share.

b. Upon expiration of the determination of capacity for the development pursuant to subsection 2.a.(2) all unused capacity shall be forfeited. The pro rata infrastructure costs (not impact fees) paid for said capacity now forfeited shall be held by the City as a credit unless excess capacity exists that will allow local government to extend the expiration date. Pro rata infrastructure costs held as a credit by local government and not used by a developer to offset future impacts on public facilities shall be rebated without interest to the developer after a period of one (1) year.

6. The standards for levels of service of Category A and Category C public facilities shall be applied to the issuance of development orders on the following geographical basis:

a. Public facilities which serve all of Leon County shall achieve and maintain the standard for levels of service on a Countywide basis. No development order shall be issued in any unincorporated part of Leon County if the standard for levels of service is not achieved and maintained throughout the County for the following public facilities:

- (1) Solid Waste Disposal
- (2) Countywide Parks

b. Public facilities which serve less than all of Leon County shall achieve and maintain the standard for levels of service within their

issued in an assigned service area if the standard for levels of service is not achieved and maintained throughout the assigned service area for the following public facilities and assigned service areas:

- (1) Arterial and Collector Roads: All such roads throughout the county significantly affected by the proposed development
- (2) Stormwater Management Systems: Major Stormwater Basin
- (3) Potable Water Systems: Water System Service Area
- (4) Sanitary Sewer Systems: Treatment Plant Service Area
- (5) Area Parks: Urban Service Area
- (6) Mass Transit: Citywide

COORDINATE CAPITAL IMPROVEMENTS WITH LAND DEVELOPMENT

Objective 1.4: [CI] (Effective 7/16/90)

Manage the land development process to insure that all development receives public facility levels of service equal to, or greater than the standards adopted in Policy 1.1.3, subsections 1-3, and 6. 9J-5.016(3)(b)3 and 5 by implementing the Schedule of Capital Improvements (required by Objective 1.3) and produced in its entirety elsewhere in the Capital Improvements Element, and by using the fiscal resources provided for in Objective 1.2 and its supporting policies.

Policy 1.4.1: [CI] (Effective 7/16/90)

All Category A public facility capital improvements shall be consistent with the goals, objectives and policies of the appropriate elements of this Comprehensive Plan. 9J-5.016(3)(b)5, (3)(c)9, and (4)(a)1.b

Policy 1.4.2: [CI] (Rev. Effective 11-22-99)

The local government shall integrate their land use planning and decisions with their plans for public facility capital improvements by developing and adopting the programs listed in the "Implementation Programs" section of this Capital Improvements Element. The location of, and level of service provided by projects in the Schedule of Capital Improvements shall maintain adopted standards for levels of service for existing and future development in a manner and location consistent with the Future Land Use Element of this Comprehensive Plan. Individual land use

County Financial Policies & Ordinances
Tallahassee-Leon County Comprehensive
Capital Improvement Element Goals, Objectives, and Policies

decision shall be consistent with the Comprehensive Plan. 9J-5.016(3)(b)3, (3)(c)9.

REQUIREMENTS FOR CAPITAL IMPROVEMENTS IMPLEMENTATION SCHEDULE OF CAPITAL IMPROVEMENTS, INCLUDING GENERAL LOCATION

The Schedule of Capital Improvements on the following pages will repair or replace obsolete or worn out facilities, eliminate existing deficiencies, and make available adequate facilities for future growth through no less than a five-year planning period, updated annually. The analysis of capacity requirements for deficiency and growth at the time of original plan adoption appears in a support document prepared for this Capital Improvements Element: "Public Facility Requirements 1988/89 - 1995/96 and to 2010."

The projects are listed according to the type of public facility. Within each list, projects are listed in sequence according to the fiscal year in which the initial project expenditures are scheduled. The capital improvement element schedule update shall provide the projected construction initiation date, completion date, and rough estimate of the total project cost for each project included therein. The capital improvement element schedule update shall include advance-funded State of Florida roadway projects, noting, however, that the local government bears no obligation in the funding or construction of these facilities. The capital improvement element schedule update shall include those local road projects reflected in the local government's adopted capital budget.

Each project is named, and briefly described. Most project locations are specified in the name or description of the project. The capacity of the project is shown, using the same measure of capacity that is used in the standard for the level of service (see Policy 1.1.3). Capacity increases may meet the needs of current deficiencies, or future development, or both, as noted above. If no "added capacity" is shown, the project is limited to repair, renovation, remodeling or replacement of an existing facility, with no net increase in capacity.

The estimated cost of each project during each of the next five or six fiscal years is shown in thousands of dollars (\$1000s), and the total 5 or 6-year cost is also shown. Any costs

incurred before or after the 5 or 6-year schedule are omitted from the project total. Such costs appear in the local governments' Capital Improvements Programs. All cost data is in current dollars; no inflation factor has been applied because the costs will be revised as part of the annual review and update of the Capital Improvements Element.

All projects contained in this Schedule of Capital Improvements are consistent with the other elements of this Comprehensive Plan. Consistency is determined and maintained by calculating that the total capacities of planned projects and existing facilities achieve or exceed the capacity of facilities that are required by the adopted standards for levels of service using the formula in Policy 1.1.4. 9J-5.016(4)(a)1

The Capital Improvements Element reflects the five year adopted Capital Improvement Plans (CIPs) of the City of Tallahassee and Leon County, and may not reflect other Capital Facilities documents that are concurrently being developed and yet to be adopted.

Rule 9J-5.016, F.A.C., concerning the Capital Improvements Element states, in part, "The Capital Improvements Element should include projects for which local government has fiscal responsibility."

Objective 1.5: [CI] (Effective 6/28/98)

Ensure that the City of Tallahassee and Leon County, their agents, and their assigns appropriate adequate funds and maintain an operational commitment sufficient to implement the various obligations of the Comprehensive Plan which are not addressed through the capital improvements planning requirements.

Policy 1.5.1: [CI] (Effective 6/28/98)

The City of Tallahassee and Leon County, either jointly or separately, shall, in conjunction with the Comprehensive Plan Evaluation and Appraisal Report process, undertake a periodic review of obligations set forth in the Comprehensive Plan for which they, or their agents or assigns, are responsible for implementing, and which are not otherwise addressed through the capital improvements planning process. Each obligation shall be evaluated; including: a) affirmation of the commitment to the obligation; b) demonstration of financial capacity and commitment to carry out the work necessary to fulfill the obligation; and c) an assessment as to the ability to perform, or have performed, required work within the specified period of time (as applicable).

County Financial Policies & Ordinances
Tallahassee-Leon County Comprehensive
Capital Improvement Element Goals, Objectives, and Policies

Should the City of Tallahassee or Leon County determine, as an outcome of this review, that an obligation found in the Comprehensive Plan should be deleted or otherwise modified, the affected local government shall file, at the first available opportunity, an amendment to the Comprehensive Plan making corresponding appropriate revisions.

Objective [CI] 1.6: *(Effective 12/8/98)*

The City of Tallahassee and Leon County shall adopt and implement revised programs and/or policies which favor the funding and scheduling of their capital improvements programs and policies for the Central Core Area and Southern Strategy Area

Policy [CI] 1.6.1: *(Effective 12/8/98)*

The local governments shall commit to undertake needed repairs, replace obsolete infrastructure and facilities, and address existing infrastructure deficiencies within the Central Core Area and Southern Strategy Area. The identification of such projects shall be based on the Comprehensive Assessment of the Central Core Area; the Comprehensive Assessment of the Southern Strategy Area; the Strategic Implementation Plan of the Central Core Area; the Strategic Implementation Plan of the Southern Strategy Area; and, any applicable Sector Plans.

Policy [CI] 1.6.2: *(Effective 12/8/98)*

By 1999, the local governments shall establish criteria for evaluation of projects proposed for inclusion within the 5 Year Capital Improvement Schedule. Among these criteria, there shall be criteria reflecting the commitment to needed improvements within the Central Core Area the Southern Strategy Area.

Policy [CI] 1.6.3: *(Effective 12/8/98)*

Funding approved to implement capital improvements necessary to address those needs identified by the Comprehensive Assessment of the Central Core Area and the Comprehensive Assessment of the Southern Strategy Area shall not be diverted to other projects without the expressed consent of the Commission.

PROGRAMS TO ENSURE IMPLEMENTATION
(Rev. Effective 9/19/91)

adopted Comprehensive Plan. The following programs shall be implemented by January 31, 1991, or such earlier date as may be adopted by the local government, to ensure that the goals, objectives and policies established in the Capital Improvements Element will be achieved or exceeded. Each implementation program will be adopted by ordinance, resolution or executive order, as appropriate for each implementation program.

1. Review of Applications for Development Orders.

The local government shall amend their land development regulations to provide for a system of review of various applications for the levels of service of Category A and Category C public facilities. Such system of review shall assure that no final development order shall be issued which results in a reduction in the levels of service below the standards adopted in Policy 1.1.3.a-c for Category A public facilities and Policy 1.1.3.f for Category C public facilities. The land development regulations shall include, at a minimum, the provisions of Policy 1.3.3.a and b in determining whether a development order can be issued.

The land development regulations shall also address the circumstances under which public facilities may be provided by applicants for development orders. Applicants for development orders may offer to provide public facilities at the applicant's own expense in order to insure sufficient capacity of Category A and Category C public facilities, as determined according to Paragraphs A and B, above. Development orders may be issued subject to the provision of public facilities by the applicant subject to the following requirements:

- a. The local government and the applicant enter into an enforceable development agreement which shall provide, at a minimum, a schedule for construction of the public facilities and mechanisms for monitoring to insure that the public facilities are completed concurrent with the impacts of the development, or the development will not be allowed to proceed.
- b. The public facilities which are impacted by a subsequent Development Order are operating and will continue to operate at or above the adopted LOS consistent with the conditions outlined in Policy 1.3.3 of the CIE and that the public facilities are contained in the Schedule of Capital Improvements of the Comprehensive Plan.

County Financial Policies & Ordinances
Tallahassee-Leon County Comprehensive
Capital Improvement Element Goals, Objectives, and Policies

2. Impact Fees. Impact fee ordinances shall require the same standard for the level of service as is required by Policy 1.1.3., and may include standards for other types of public facilities not addressed under Policy 1.1.3. All impact fee ordinances necessary to support the financial feasibility of this element shall be adopted, or amended to the required standard for the level of service by January 31, 1991.

3. Annual Budget. The annual budget shall include in its capital appropriations all projects in the Schedule of Capital Improvements that are planned for expenditure during the next fiscal year.

4. Capital Improvements Program. The annual multi-year Capital Improvement Program (CIP) shall be prepared in conjunction with the annual review and update of the Capital Improvements Element. The CIP shall contain all of the projects listed in the Schedule of Capital Improvements of the updated version of the Capital Improvements Element.

5. Semiannual Report. The mandatory semiannual report to the Department of Community Affairs concerning amendments to the Comprehensive Plan due to emergencies, developments of regional impact and selected small developments shall report on changes, if any, to adopt goals, objectives and policies in the Capital Improvements Element.

6. Update of Capital Improvements Element. The Capital Improvements Element shall be reviewed and updated annually. The element shall be updated in conjunction with the budget process and the release of the official population estimates and projections by the Bureau of Economic and Business Research (BEBR) of the University of Florida. The update shall include:

- a. Revision of population projections
- b. Update of inventory of public facilities
- c. Update of costs of public facilities
- d. Update of Public Facilities Requirements analysis (actual levels of service compared to adopted standards)
- e. Update of revenue forecasts
- f. Revise and develop capital improvements projects for the next five fiscal years
- g. Update analysis of financial capacity

7. Concurrency Implementation and Monitoring System. The local government shall establish and maintain Concurrency Implementation and Monitoring Systems. The Systems shall consist of the following components:

a. Annual report on the capacity and levels of service of public facilities compared to the standards for levels of service adopted in Policy 1.1.3.a-c and f. The report shall summarize the actual capacity of public facilities, and forecast the capacity of public all be based on the most recently updated Schedule of Capital Improvements in this Capital Improvements Element. The annual report shall constitute prima facie evidence of the capacity and levels of service of public facilities for the purpose of issuing development orders during the 12 months following completion of the annual report. The annual report shall also summarize and forecast capacities and levels of service for comparison to the standards adopted in Policy 1.1.3.d and e, but such portion of the annual report shall be for information purposes only, and shall not pertain to the issuance of development orders by the local government.

b. Public facility capacity review. The City of Tallahassee and Leon County shall use the procedures specified in Implementation Program 1, above, to enforce the requirements of Policy 1.3.3.a. and b. and as such the impacts of proposed development will be analyzed in relation to the availability of capacity at the time of permitting. Records shall be maintained during each fiscal year to indicate the cumulative impacts of all development orders approved during the fiscal year-to-date on the capacity of public facilities as set forth in the most recent annual report on capacity and levels of service of public facilities. The land development regulations of the local government shall provide that applications for development orders that are denied because of insufficient capacity of public facilities may be resubmitted after a time period to be specified in the land development regulations. Such time period is in lieu of, and not in addition to, other minimum waiting periods imposed on applications for development orders that are denied for reasons other than lack of capacity of public facilities. Land development

County Financial Policies & Ordinances
Tallahassee-Leon County Comprehensive
Capital Improvement Element Goals, Objectives, and Policies

regulations shall require that development commence within a specified time after a development order is issued, or the development order shall expire, subject to reasonable extensions of time based on Criteria included in the regulations.

c. Review of changes in planned capacity of public facilities. The local government shall review each amendment to this Capital Improvement Element, in particular any changes in standards for levels of service and changes in the Schedule of Capital Improvements, in order to enforce the requirements of Policy 1.3.1.d.

d. Concurrency implementation strategies. The local government shall annually review the concurrency implementation strategies that are incorporated in this Capital Improvements Element:

(1) Standards for levels of service that are phased to reflect the local governments financial ability to increase public facility capacity, and resulting levels of service, from year to year. Standards for levels of service may be phased to specific fiscal years in order to provide clear, unambiguous standards for issuance of development orders. (See Policy 1.1.3)

(2) Standards for levels of service that are applied within appropriate geographical areas of the local government. Standards for Countywide public facilities are applied to development orders based on levels of service throughout the County. Standards for public facilities that serve less than the entire County are applied to development orders on the basis of levels of service within assigned service areas. (See Policy 1.3.3.c)

(3) Standards for levels of service are applied according to the timing of the impacts of development on public facilities. Final development orders, which impact public facilities in a matter of months, are issued subject to the availability of water, sewer, and solid waste facilities prior to the issuance of the building permit, and other facilities (i.e., parks stormwater

management and, mass transit) must be available within 12 months of the final development order. Preliminary development orders can be issued subject to public facility capacity, but the capacity determination expires in two years unless the applicant provides financial assurances to the local government. As an alternative, the determination of public facility capacity for preliminary development orders can be waived with in agreement that a capacity determination must be made prior to issuance of any final development order for the subject property. Such a waiver specifically precludes the acquisition of rights to a final development order as a result of the issuance of the preliminary development order. (See Policy 1.3.3.a and b)

(4) Levels of service are compared to adopted standards on an annual basis. Annual monitoring is used, rather than case-by-case monitoring, for the following reasons:

(a) annual monitoring corresponds to annual expenditures for capital improvements during the local governments' fiscal years;

(b) annual monitoring covers seasonal variations in levels of service; and

(c) case-by-case monitoring would require applicants for development orders or the local government to conduct costly, time-consuming research which would often be partially redundant of prior research, or involve disparate methodologies and produce inconsistent results. (See Concurrency Implementation and Monitoring System component A, above.)

(5) Public facility capital improvements are prioritized among competing applications for the same amount of facility capacity according to the criteria in Policy 1.1.5.b.4. If any applications have to be deferred to a future fiscal year because of insufficient capacity of public facilities during the current fiscal year, the applications to be deferred will be selected on the basis of rational criteria.

e. Capacity of Public Facilities for Development Orders Issued Prior to Adoption of the Plan. The City of Tallahassee and Leon County will "reserve" capacity of public facilities for development orders, in addition to approved Developments of Regional Impact, that were issued by the local government prior to the adoption of this Comprehensive Plan under the following circumstances:

County Financial Policies & Ordinances
Tallahassee-Leon County Comprehensive
Capital Improvement Element Goals, Objectives, and Policies

- (1) A representative of the property which is the subject of the development order has requested and received a determination of vested rights, and
- (2) A representative of the property which is the subject of the development order has accepted in writing the applicable requirements of Policy 1.3.3.b, c of the Capital Improvements Element.

The local governments find that it is not necessary to automatically "reserve" capacity of public facilities for all development orders issued prior to the adoption of the plan because experience indicates that many such development orders are not used, or are not used to the maximum allowable uses, densities or intensities. The local governments find that the population forecasts that are the basis for this plan are a reasonable prediction of the absorption rate for development, and that the capital facilities which are planned to serve the forecast development are available for that absorption rate. Reserving public facility capacity for previously issued development orders would deny new applicants access to public facilities, and would arbitrarily enhance the value of dormant development orders.

The local governments intend to develop and pursue programs that will give persons with legitimate and substantial vested rights an opportunity to proceed with their plans without arbitrary interference by the new

Comprehensive Plan. However; the local governments intend to require such persons to "continue in good faith" in order to "reserve" capacity of public facilities which are provided by the local government. The City of Tallahassee and Leon County will not "reserve" capacity of public facility for previously issued development orders that have not been vested under the local government's vesting ordinance and which have not continued development in good faith.

- 8. 5-Year Evaluation.** The required 5-year evaluation and appraisal report shall address the implementation of the goals, objectives and policies of the Capital Improvements Element. The monitoring procedures necessary to enable the completion of the 5-year evaluation include:

- a. Review of Annual Reports of the Concurrency Implementation and Monitoring System.
- b. Review of Semiannual Reports to DCA concerning amendments to the Comprehensive Plan.
- c. Review of Annual Updates of this Capital Improvements Element, including updated supporting documents.

9. Contractor Performance System. The local government will develop a system of monitoring the actual performance of contractors who design and/or construct public facilities for the local government. The monitoring system shall track such items as actual vs. planned time schedule, and actual vs. bid cost. The performance of contractors shall be considered when the local government awards contracts for public facilities. 9J-5.016(3)(c)6 and (4)(b)

SCHEDULES OF CAPITAL IMPROVEMENTS

NOTE: Copies of the annual Schedules of Capital Improvements may be viewed in the printed version of the Tallahassee-Leon County Comprehensive Plan.



Abbreviations & Acronyms

AC	Advisory Committee
ADA	America Disabilities Act
AFS	Administrative Financial System
AGI	Adjusted Gross Income
AMT	Alternative Minimum Tax
BAR	Budget Amendment Request
BCP	Budget Change Proposal
BEA	Budget Enforcement Act
BLS	Bureau of Labor Statistics
BOCC	Board of County Commissioners
CHSP	Community Human Services Partnership
CIP	Capital Improvement Program
COLA	Cost of Living Adjustment
CPI	Consumer Price Index
CRA	Community Redevelopment Act
CRTPA	Capital Region Transportation Planning Agency
DEP	Department of Environmental Protection
DIA	Downtown Improvement Authority
DOR	Department of Revenue
DJJ	Department of Juvenile Justice
DRI	Development of Regional Impact
EDC	Economic Development Council
EEO	Equal Employment Opportunity
EFT	Electronic Fund Transfer
EMS	Emergency Medical Services
EOC	Emergency Operations Center
ESF	Emergency Support Function
FAC	Florida Association of Counties
FASB	Financial Accounting Standards Board
FDOT	Florida Department of Transportation
FEMA	Federal Emergency Management Agency
FICA	Federal Insurance Contributions Act
FLUM	Future Land Use Map
FNP	Florida Nutrition Program
FS	Florida Statutes
FTE	Full-time Equivalency
FY	Fiscal Year

Abbreviations & Acronyms

GAAP	Generally Accepted Accounting Principles
GAL	Guardian Ad Litem
GAO	Government Accountability Office
GASB	Governmental Accounting Standards Board
GEM	Growth and Environmental Management
GFOA	Government Finance Officers Association
GIS	Geographic Information Systems
GRPA	Government Performance & Results Act
HAB	Healthcare Advisory Board
HFA	Housing Finance Authority
HHS	Health & Human Services
HIPAA	Health Insurance Portability and Accountability Act
HR	Human Resources
HUD	Housing & Urban Development
ICLEI	International Council for Local Environmental Initiatives
ICMA	International City/County Management Association
IDP	Individual Development Plan
IFAS	Integrated Fund Accounting System
JAG	Justice Assistance Grant
JE	Journal Entry
JV	Journal Voucher
LCCOL	Leon County Code of Law
LCSO	Leon County Sheriff's Office
LOS	Level of Service
LOST	Local Option Sales Tax
MIS	Management Information Services
MOU	Memorandum of Understanding
MSTU	Municipal Services Taxing Unit
M/WSBE	Minority/Women Small Business Enterprise
NA	Not Applicable, or Not Available
NCGA	National Council on Governmental Accounting
NCIC	National Crime Information Center
NIPA	National Income and Product Accounts
NPDES	Non-Point Discharge Elimination System
OGC	Office of General Council
OMB	Office of Management and Budget
OPS	Other Personnel Service
ORG	Organization
OSHA	Occupational Safety and Health Administration

Abbreviations & Acronyms

PETS	Permit Enforcement Tracking System
PIO	Public Information Office
PSCB	Public Safety Communications Board
PSCC	Public Safety Coordinating Council
PUB	Planned Unit Development
RFP	Request for Proposals
RP	Real Property
SAL	State Appropriations Limit
SCRAM	Secure Continuous Remote Alcohol Monitor
SHIP	State Housing Initiative Plan
SLGS	State and Local Government Security
SPTR	Supervised Pre -Trial Release
TDC	Tourist Development Council
TFA	Transaction Function Activity Code
TIF	Tax Increment Financing
TIPS	Treasury Inflation Protected Securities
TLCPD	Tallahassee-Leon County Planning Department
TMDL	Total Maximum Daily Load
TRIM	Truth In Millage
USA	Urban Services Area
USDA	United States Department of Agriculture
YTD	Year-to-Date

Glossary

-A-

Accrual Accounting: A basis of accounting in which revenues are recorded when earned and expenses are recorded at the time they are incurred, instead of when cash is actually received or disbursed.

Actual: Monies which have already been used or received.

Ad Valorem Tax: A tax levied on the assessed value (net of any exemptions) of real or personal property. This is commonly referred to as "property tax."

Adjusted Final Millage: The actual tax rate levied by a local government when tax bills are issued. The rate is adjusted for corrected errors in property assessments for tax purposes and for changes in assessments made by property appraisal adjustment boards in each county. Usually, such changes are very slight and the adjusted millage sometimes does not change from the levy set by the taxing authority. State law provides for certain limitations.

Adopted budget: The financial plan of revenues and expenditures for a fiscal year as approved by the Leon County Commission.

Aggregate Millage Rate: The sum of all property tax levies imposed by the governing body of a county. State law limits the aggregate rate for a county or municipality to \$10.00 per \$ 1,000 of assessed taxable value.

Amendment: A change to an adopted budget that may, or may not, increase or decrease a fund total. The change must be approved by the County Commission in certain instances.

Appropriated Fund Balance: The fund balance is included as a revenue source in the annual budget.

Appropriated Income: Florida Statute requires county governments to budget only ninety-five percent (95%) of the total revenue anticipated. Five (5%) percent of the total amount of revenues cannot be incorporated into the budget and made available for expenditure. Therefore, ninety-five percent (95%) of the one hundred percent (100%) of anticipated total revenues becomes the portion referred to as appropriated income.

Appropriations: A specific amount of funds authorized to which financial obligations and expenditures may be made.

Assessed Value: A value established by the County Property Appraiser for all real or personal property for use as a basis for levying property taxes.

-B-

Balance: The balance for the current fiscal year. Balance is the difference between the projected expenditures and the expenditures occurred (balance= Budget- Expenditures).

Base Budget: The amount programmed in the budget year for conducting the same program and performing the same services as are planned for the current year.

Board of County Commissioners (BOCC): Elected Officials that make legislative decisions concerning Leon County policies.

Bond: A written promise to pay a sum of money on a specific date at a specified interest rate as detailed in a bond ordinance.

Budget: A fiscal plan for using financial and staff resources to accomplish specific goals and objectives within a definite time period.

Budget Amendment Request (BAR): A proposal to change the dollar amount or scope of an activity or project after the budget has been approved by the Board of County Commissioners.

Budget Change Proposal: A proposal to change the level of service or funding sources for activities authorized or to propose new program activities not currently authorized.

Budget Message: A brief written statement presented by the County Administrator to explain principal budget issues and to identify policy-related issues to the Leon County Commission.

Budget Resolution: The budget resolution establishes various budget totals, divides spending totals into functional categories and may include reconciliation instructions to designated departments.

Budget Split: Allocation of salary across the Organizational Codes in an organization.

-C-

Capital Improvement Projects: Physical assets, constructed or purchased, that have a minimum useful life of ten years and a minimum cost of \$10,000. These may include buildings, recreational facilities, road and drainage structures, and large pieces of equipment.

Capital Improvement Program (CIP): A five-year plan for providing public physical improvements. The program provides the following information for each project: a time frame for completion, the location, description, an annual estimated expenditure and the proposed method of financing.

Glossary

Capital Outlay: Annual operating expenditures for the acquisition of, or addition to, fixed assets. These expenditures must cost more than \$750 and less than \$10,000 and will include construction projects, purchases of land, major renovations or repairs to existing grounds or facilities and acquisition of equipment.

Chart of Accounts: A set of accounting codes characterizing transactions throughout the organization's financial systems. It facilitates the consistent coding of transactions for entry into the systems as well as computer manipulation of transaction data.

Constitutional Officer: Positions established by Florida's Constitution. In Leon County there are five elected constitutional officers: Tax Collector, Sheriff, Property Appraiser, Supervisor of Elections, and Clerk of the Court.

Contingency: A budgetary reserve to provide for emergency or unanticipated expenditures during the fiscal year.

Continuation Budget Request: Includes funding required to continue the existing level of service in the service area.

County Administrator: The Chief Executive Officer (CEO) of the County appointed by the Leon County Commission.

Customer: The recipient of an output product or service. May be internal or external to the organization.

-D-

Debt Service: The expense of retiring such debts as loans and bond issues. It includes principal and interest payments, payments for paying agents, registrars, and escrow agents.

Debt Service Fund: A fund established to account for the accumulation of resources for the payment of interest and principal general long-term debt.

Deficit: The excess of expenditures over revenues during a fiscal year.

Department: A basic organizational unit of County government which is functionally unique in its service delivery and is comprised of more than one program.

Depreciation: The periodic expiration of an asset's useful life. Depreciation is a requirement in proprietary type funds (such as enterprise and internal service funds).

Division: A basic organizational unit of the County which is functionally unique in its service delivery.

-E-

Economic Indicators: Economic information such as consumer price index, population, personal income, housing starts, wages, production, business activity, purchasing power, and unemployment.

Encumbrance: The commitment of appropriated funds to purchase an item or service.

Enterprise Fund: A governmental accounting fund for operations that function similarly to private business enterprises. The cost of providing these types of services is derived by user fees and other charges for service.

Exception Report: A report that supplement information already available on regular reports by highlighting unusual situations which require the attention of management.

Exemption: A portion of the total assessed valuation of property which is not subject to property taxes. An example is the homestead exemption which provides qualifying homeowners with a \$25,000 exemption on their personal residential property.

Expenditure: Decreases in fund financial resources for the procurement of assets or the cost of goods and/or services received.

-F-

Fiscal Year (FY): Any twelve (12) month period to which the annual operating budget applies and at the end of which a government determines its financial position and the results of its operations. The fiscal year for Leon County begins on October 1 and ends on September 30 of the following year.

Franchise Fee: A fee imposed by a government unit for a right/ license granted to an individual/ business to market a company's goods/services in a particular area.

Fund: A group of appropriations treated as an entity to meet legal requirements or Generally Accepted Accounting Principles (GAAP).

Fund Balance: The difference between fund assets and fund liabilities.

Glossary

-G-

GAAP: Uniform minimum standards and guidelines for financial accounting and reporting.

General Fund: The fund used to account for all financial resources that are derived from ad valorem (property) taxes, licenses, permits, and other general revenues that will be used to support services that are provided on a countywide basis.

Grant: A contribution by a government or other organization to support a particular function. Grants may be classified as either operation or capital, depending upon the grantee.

-I-

Indirect Cost Reimbursement: Payments made to the County's general fund by enterprise or grant-funded programs to cover administrative overhead costs incurred by the County.

Inflation: Growth in a general measure of prices, usually expressed as an annual rate of change.

Intergovernmental Revenue: Revenue collected by one government and distributed (usually through some predetermined formula) to another level of government(s).

Internal Service Fund: A fund established for the purpose of accounting for the transactions between government agencies.

-L-

Line Item: A sub-classification of expenditures based on the type of goods or services.

Long Term Debt: All senior debt, including bonds, debentures, bank debt, mortgages, deferred portions of long-term debt, and capital lease obligations.

-M-

Master Lease Program: The method used to finance the purchase of new equipment and refinance existing equipment leases.

Match: Refers to a cost sharing ratio for a State or County program which requires a County General Fund Contribution of a certain amount or percentage to qualify.

Millage Rate: The rate used to calculate taxes based upon the assessed value of real property, countywide. One mill of tax is equal to \$1.00 for each \$1,000 of taxable property value.

Mission Statement: A succinct description of the scope and purpose of a County department.

Modified Accrual System: Accounting basis that records revenues when they are earned (whether or not

cash is received then) and expenditures when goods and services are received (whether or not cash payments are made then).

Municipal Services Taxing Unit (MSTU): A district created by the county to place the burden of ad valorem taxes upon property in a geographic area to fund a particular service or services. In Leon County, MSTU's exist countywide to fund primary healthcare for the uninsured and emergency medical services.

-N-

Net Budget: The legally adopted budget less all double counts required by fund accounting. For example, transfer between funds can appear in the budget of both funds and inflate the budget total. Other categories include internal service charge, reserves, debt proceeds, and other miscellaneous amounts.

-O-

Object Code: An itemization of accounts within a fund that is used to identify and record the type and amount of expenditures. Some object codes are mandated by the State of Florida Uniform Accounting System.

Operating Budget: A balanced fiscal plan for providing governmental programs and services for a single year.

Operating Expenses: Fund expenses related directly to the fund's primary activities for the current year and not defined as personal or capital outlays.

Operating Transfer: Legally authorized transfer from a fund receiving revenue, to the fund through which the resources are to be expended.

Other Personnel Service (OPS): A temporary position of specific duration not to exceed two years. The positions may be full-time or part-time.

-P-

Performance Objective: A statement that describes in specific and measurable terms the results the program is expected to achieve within a certain time frame.

Personal Services Expense: Expenses for salaries, wages, workers compensation, health/life insurance, and retirement contributions provided to County employees.

Program: A broad function or area of responsibility of government services. It is a basic organizational unit of government that is composed of a group of specific activities and operations directed at attaining a common purpose or goal.

Projection: Estimates of anticipated revenues, expenditures, or other budget amounts for specific time periods, usually in fiscal years.

Glossary

Property Tax: Taxes levied on all non-exempt real and personal property located within Leon County. Property taxes computed based on multiplying the millage rate by the assessed value of the property often referred to as *ad valorem tax*.

Proprietary Fund/Agency: Commonly called “self-supporting” or “enterprise”, these funds/agencies pay for all or most of their cost of operations from user fees, and receive little or no general property tax support.

-R-

Real Property (RP): Land and the structures that are attached to it.

Requisition: Notification of pre-encumbrance of commitment of funds for goods and services.

Rescission: The withdrawal of authority to incur financial obligations that were previously provided by law and has not yet expired.

Reserves: Appropriations of funds set aside to cover unanticipated or contingent expenses and shortfalls in revenues.

Revenue: Funds collected to finance ongoing County services. Examples are: taxes, licenses and permits; intergovernmental revenue; charges for service; fines and forfeits; miscellaneous; and other financing sources.

Rolled-Back Millage Rate: The millage rate that will provide the same property tax levy as was levied during the previous fiscal year, except for levies on new construction, additions to structures, deletions, and property added due to geographic boundary changes.

-S-

Special Assessment: A levy made against certain properties to defray all or part of the cost of a specific capital improvement which benefits the owners of the property.

Special Revenue Fund: A fund used to account for the proceeds of specific revenue sources, other than expendable trusts or major capital projects that are legally restricted to be used for specific purposes.

State Shared Revenues: Revenues collected by the state and proportionately share with counties and/or municipalities on the basis of specific formulas.

-T-

Tax Base: The total property valuations on which taxes are levied.

Tax Roll: The certification of assessed/taxable values prepared by the Property Appraiser and presented to the Board of County Commissioners by July 1 of each

Transfers: As reflected in fund condition statements, transfers reflect the movement of resources from one fund and other fiscal and personnel data for the past, current and budget years.

Trust Fund: A fund credited with receipts that earmarked by law and held in trust or in fiduciary capacity by the government for use in carrying out specific purposes and programs in accordance with an agreement or a statute.

-U-

User Fee: The fee charged to individuals or groups that receive a direct benefit of a public service, facility, or good.

-W-

Workload Measure: A unit of measure to identify the amount of work or product generated from specific activities. They form the basis for determining the unit's success at reaching its performance objectives.



Statistical Summary

POPULATION

Leon County	272,896
Median Age	30
Total Leon County Registered Voters as of 6/1/09	179,697

LABOR FORCE (Leon County)

	<u>2008</u>	<u>2007</u>	<u>2006</u>
Civilian Labor Force	147,017	143,939	138,524
Employment	140,572	139,517	134,721
Unemployment	6,445	4,422	3,803
Unemployment Rate (%)	4.4%	3.1%	2.7%

MEDIAN HOUSEHOLD INCOME (Source: Florida Research and Economic Database)

	<u>2007</u>	<u>2002</u>	<u>1997</u>
Leon County	\$48,739	\$37,760	\$37,832
Florida	\$47,804	\$38,024	\$32,455

ANNUAL – CONSUMER PRICE INDEX

	<u>2007</u>	<u>2006</u>	<u>2005</u>
Leon County	94.3	94.4	97.6

RETAIL PRICE INDEX

Leon County May 2009

Food & Beverages	102.40
Housing	80.14
Medical Care	95.38
Transportation	99.13
Other Goods & Services	97.74

EDUCATION

Leon County Public K-12 Schools

Elementary Schools	24
Middle Schools	9
High Schools	6
Special / Alternative Schools	5
Charter Schools	5

Universities/ Colleges/Junior Colleges

Florida Agricultural & Mechanical University (FAMU)
Florida State University (FSU)
Flagler College at TCC
Keiser University (Tallahassee location)
Tallahassee Community College (TCC)

Vocational/Technical Schools

Lively Technical Center

MUNICIPAL SERVICES

Libraries

	Branches
Florida Agricultural & Mechanical University (FAMU)	5
Florida State University (FSU)	5
Legislative Library	1
Leon County Public Library System	6
State Library of Florida	1
Tallahassee Community College (TCC)	1

Statistical Summary

Law Enforcement

FAMU Police Department
 Florida Department of Law Enforcement Capital Police (FDLE)
 FSU Police Department
 Leon County Sheriff's Office (LCSO)
 TCC Campus Police Department
 Tallahassee Police Department (TPD)

Fire Department	Stations
Tallahassee Fire Department	15
Hospitals	Beds
Tallahassee Memorial Healthcare (TMH)	770
Capital Regional Medical Center	198
Convention/Conference Centers	Seats
Tallahassee - Leon County Civic Center	13,000
Florida State Conference Center	375

Utilities

Tallahassee City Limits
 Electric, Gas, Water, Tapping, Sewer, Solid Waste,
 Stormwater
Outside City Limits
 Electric, Water, Sewer Utility Services, Gas, Solid Waste

Franchise Agreements

Comcast
 Sewer
 Solid Waste
 Water

TRANSPORTATION

Tallahassee Regional Airport

Major Airlines	5
Commercial Service Carriers	8
Ground Transportation and Vehicle Rental Services	12

Railroad Services

Amtrak
 CSX Transportation

Bus Service

Greyhound
 StarMetro

Highways

Federal Highways	US 27, US 90, US 319
Federal Interstates	I-10
State Highways	SR-20, 59, 61, 155, 259, 263, 267, 363

Statistical Summary

STATE & LOCAL TAXATION (2009)

Local

Ad Valorem Millage Rates (Adopted)

	<u>City/DIA</u>	<u>City</u>	<u>Uninc.</u>
Countywide	7.8500	7.8500	7.8500
Healthcare MSTU	0.00	0.00	0.00
Emergency Medical Services (EMS) MSTU	0.50	0.50	0.50
City of Tallahassee	3.70	3.70	0.00
City of Tallahassee Downtown Improvement Authority	1.00	0.00	0.00
Leon County School Board	7.747	7.747	7.747
Northwest FL Water Management District	0.045	0.045	0.045
Total	20.842	19.842	19.342

Ad Valorem Tax Exemption Available Yes

General Homestead Exemption 25,000

Note: (Effective January 1, 2008, there is an additional \$25,000 exemption on Non-School taxes for the values greater than \$50,000)

Senior Citizen Homestead Exemption Available Yes

Discretionary Sales Surtax 1.5%

Utility Service Tax (Public Service Tax) 10.0%

Local Communications Services Tax (CST) 6.290%

State

Corporate Income Tax 5.5%

Personal Income Tax 0.0%

Retail Sales Tax 6.0%

Motor Fuel (Gasoline) Tax 0.267

State Enterprise Zone Yes EZ-3701

Federal Enterprise Zone Yes

FINANCIAL INSTITUTIONS

Banks/Branches 20

Credit Unions 15

Savings and Loans 27

CLIMATE

Averages (June)

High Temperature (Fahrenheit) 91

Low Temperature (Fahrenheit) 70

Rainfall (Inches) 6.9

RECREATION

Outdoors Activities

Boat Landings 23

Campgrounds 3

Galleries 10

Historic Points of Interest 11

Lakes 200

Museums 13

Parks 96 61 City 35 County

Reservations 1

Special Events 7

Statistical Summary

LEON COUNTY CANOPY ROADS

Centerville Road/Moccasin Gap Road
Meridian Road
Miccosukee Road
Old Bainbridge Road
Old Centerville Road
Old St. Augustine Road
Pisgah Church Road
Sunny Hill Road

TRAVEL DISTANCE FROM TALLAHASSEE (in miles)

Albertson, NY	1,076
Atlanta, Georgia	273
Birmingham, Alabama	302
Gainesville, Florida	151
Houston, Texas	709
Jackson, Mississippi	475
Jacksonville, Florida	163
Key West, Florida	639
San Diego, CA	2,182
Louisville, Kentucky	666
Macon, Georgia	197
Melbourne, Florida	326
Memphis, Tennessee	543
Miami, Florida	480
Montgomery, Alabama	210
New Orleans, Louisiana	384
Orlando, Florida	257
Panama City, Florida	121
Pensacola, Florida	197
Portland, OR	2,774
Savannah, Georgia	300
Tampa, Florida	274
Washington, D.C.	871

**Leon County Government
Fiscal Year 2010 Budget**

DECEMBER

DATE	ACTIVITY	PARTICIPANTS
Monday, December 8, 2008	Board Retreat	Board of County Commissioners (BOCC) Executive Staff

JANUARY

DATE	ACTIVITY	PARTICIPANTS
Monday, January 7, 2009	Internal Services Request Matrix Distributed to Departments and Constitutional/Judicial Officers	Facilities Management Management Information Systems Human Resources Office of Management and Budget (OMB)
Friday, January 30, 2009	Departments and Constitutional/Judicial Officers submit internal service requests	Facilities Management Management Information Systems Human Resources Office of Management and Budget (OMB)

FEBRUARY

DATE	ACTIVITY	PARTICIPANTS
Thursday, February 19, 2009 Friday, February 20, 2009	Budget Training	OMB/Departments
Thursday, February 26, 2009	Budget Policy and Budget Calendar Item	OMB

MARCH

DATE	ACTIVITY	PARTICIPANTS
Thursday, March 19, 2009	BOCC Budget Workshop	All Departments
Tuesday, March 17, 2009	Deadline for Capital Project Requests	OMB
Monday, March 23, 2009	Deadline for Departments to notify OMB for budget issues pertaining to required contract and state payment increases	OMB
Thursday, March 26, 2009	Ratification of Actions taken at the March 19, 2009 Workshop	OMB

APRIL

DATE	ACTIVITY	PARTICIPANTS
Thursday, April 23, 2009	Mid-Year Financial Report Item	OMB

**Leon County Government
Fiscal Year 2010 Budget**

JUNE

DATE	ACTIVITY	PARTICIPANTS
Monday, June 1, 2009	Receive Tentative Certified Values from Property Appraiser	Property Appraiser
Monday, June 1, 2009	Notice to Property Appraiser regarding possible non-ad valorem assessments for TRIM notice	Public Works, OMB, Property Appraiser
Tuesday, June 9, 2009	Fiscal Year 2010 Budget Workshop	OMB

JULY

DATE	ACTIVITY	PARTICIPANTS
Wednesday, July 1, 2009	Certified Taxable Values provided by Property Appraiser	Property Appraiser
Wednesday, July 1, 2009	Non-ad valorem assessments to be included on TRIM due to Property Appraiser unless extension granted (extension request will be made to submit after July budget workshops)	Public Works, OMB, Property Appraiser
Monday, July 13, 2009 (CANCELED) Tuesday, July 14, 2009	Tentative FY 2010 Budget Workshops	County Administrator, Departments OMB
Wednesday, July 10, 2009	Tentative Budget Submitted to BOCC	OMB

AUGUST

DATE	ACTIVITY	PARTICIPANTS
Wednesday, August 4, 2009	TRIM Maximum Millage Notice due to Property Appraiser and Department of Revenue	OMB, Property Appraiser
Monday, August 24, 2009	Last day for Property Appraiser to mails TRIM notice	Property Appraiser

SEPTEMBER

DATE	ACTIVITY	PARTICIPANTS
Wednesday, September 9, 2009	BOCC – 1 st Public Budget Hearing	OMB
Monday, September 14, 2009	BOCC - First and Only Public Hearing Regarding Adoption of Revisions to the Stormwater and Solid Waste Management Fees	OMB
Tuesday, September 15, 2009	Certification of Non-Ad Valorem assessment roll due to Tax Collector	Public Works
Tuesday, September 22, 2009	BOCC – 2 nd Public Budget Hearing	OMB
Friday, September 25, 2009	Submit Adopted Budget Resolutions to Property Appraiser and Tax Collector	OMB

OCTOBER

DATE	ACTIVITY	PARTICIPANTS
Thursday, October 1, 2009	Beginning of New Fiscal Year	
Thursday, October 22, 2009	Final Day to Submit TRIM Compliance Certification to Department of Revenue (DOR)	OMB

Budget Cost Summaries

County Commission	16-61
County Administration	16-63
County Attorney	16-64
Office of Management & Budget	16-65
Human Resources	16-66
Tourist Development Council	16-67
Intergovernmental Affairs	16-68
Library Services	16-69
Health & Human Services	16-71
Volunteer Center	16-71
Housing Services	16-72
Veteran Services	16-72
Primary Health Care	16-72
Cooperative Extension	16-75
Emergency Medical Services	16-76
Planning Department	16-77
Support Services	16-78
Building Inspection	16-79
Environmental Compliance	16-80
Development Services	16-81
DEP Storage Tank	16-82
Support Services	16-83
County Probation	16-84
Facilities Management	16-85
Management Information Services	16-86
Minority/Women Small Business Enterprise	16-88
Purchasing	16-89
Support Services	16-90

Budget Cost Summaries

Operations	16-91
Animal Services	16-94
Engineering Services & Water Quality & TMDL Monitoring	16-95
Fleet Management	16-96
Mosquito Control & Stormwater Maintenance	16-97
Parks & Recreation	16-98
Solid Waste	16-99
Clerk of the Court	16-103
Property Appraiser	16-104
Sheriff	16-105
Supervisor of Elections	16-108
Tax Collector	16-110
Court Administration	16-111
State Attorney	16-112
Public Defender	16-113
Other Court-Related Programs	16-114
Guardian Ad Litem	16-116
Fire Control	16-117
Other Non-Operating	16-118
Risk Workers Comp.	16-120
Communications	16-121
Clerk of Circuit Court – Supplemental Budget Information	16-123

**Leon County Government
Fiscal Year 2010 Budget**

Organizational Code / Account	FY 2008 Actual	FY 2009 Adopted	FY 2010 Budget	FY 2011 Projected
001-100-511 County Commission				
51100 Executive Salaries	512,769	567,328	533,918	549,038
51200 Regular Salaries And Wages	393,364	387,516	409,679	421,642
52100 Fica Taxes	67,491	71,254	73,011	75,082
52200 Retirement Contribution	122,292	129,054	134,836	138,636
52300 Life & Health Insurance	113,147	106,072	131,465	137,368
52400 Workers Compensation	3,787	3,565	2,871	2,948
001-100-511 Totals	<u>1,212,849</u>	<u>1,264,789</u>	<u>1,285,780</u>	<u>1,324,714</u>
001-101-511 Commission District 1				
54000 Travel & Per Diem	4,888	5,000	5,000	5,000
54100 Communications	592	500	500	500
54900 Other Current Charges & Obligations	3,554	3,400	3,400	3,400
55100 Office Supplies	315	400	400	400
55200 Operating Supplies	145	200	200	200
001-101-511 Totals	<u>9,493</u>	<u>9,500</u>	<u>9,500</u>	<u>9,500</u>
001-102-511 Commission District 2				
54000 Travel & Per Diem	1,980	5,200	5,200	5,200
54100 Communications	0	300	300	300
54700 Printing And Binding	0	200	200	200
54900 Other Current Charges & Obligations	500	2,929	2,929	2,929
55100 Office Supplies	0	700	700	700
55200 Operating Supplies	2,724	100	100	100
55400 Publications, Subscriptions & Membe	0	71	71	71
001-102-511 Totals	<u>5,204</u>	<u>9,500</u>	<u>9,500</u>	<u>9,500</u>
001-103-511 Commission District 3				
54000 Travel & Per Diem	8,188	5,000	5,000	5,000
54200 Postage	65	1,000	1,000	1,000
54700 Printing And Binding	0	1,000	1,000	1,000
54900 Other Current Charges & Obligations	500	1,000	1,000	1,000
55100 Office Supplies	90	400	400	400
55200 Operating Supplies	478	1,100	1,100	1,100
001-103-511 Totals	<u>9,320</u>	<u>9,500</u>	<u>9,500</u>	<u>9,500</u>
001-104-511 Commission District 4				
54000 Travel & Per Diem	3,934	7,300	7,300	7,300
54100 Communications	764	200	200	200
54900 Other Current Charges & Obligations	500	750	750	750
55100 Office Supplies	128	500	500	500
55200 Operating Supplies	2,560	750	750	750
001-104-511 Totals	<u>7,886</u>	<u>9,500</u>	<u>9,500</u>	<u>9,500</u>
001-105-511 Commission District 5				
54000 Travel & Per Diem	3,371	6,171	6,700	6,700
54900 Other Current Charges & Obligations	1,501	2,929	1,700	1,700
55100 Office Supplies	279	400	800	800
55200 Operating Supplies	-13	0	0	0
55400 Publications, Subscriptions & Membe	108	0	300	300
001-105-511 Totals	<u>5,247</u>	<u>9,500</u>	<u>9,500</u>	<u>9,500</u>

**Leon County Government
Fiscal Year 2010 Budget**

Organizational Code / Account	FY 2008 Actual	FY 2009 Adopted	FY 2010 Budget	FY 2011 Projected
001-106-511 Commission At-large 6				
54000 Travel & Per Diem	884	3,471	3,500	3,500
54100 Communications	0	150	200	200
54200 Postage	0	100	100	100
54700 Printing And Binding	144	200	200	200
54900 Other Current Charges & Obligations	2,001	3,579	3,500	3,500
55100 Office Supplies	64	500	500	500
55200 Operating Supplies	420	1,500	1,500	1,500
001-106-511 Totals	<u>3,514</u>	<u>9,500</u>	<u>9,500</u>	<u>9,500</u>
001-107-511 Commission At-large 7				
54000 Travel & Per Diem	7,826	6,000	6,000	6,000
54100 Communications	0	400	400	400
54700 Printing And Binding	995	200	200	200
54900 Other Current Charges & Obligations	630	750	750	750
55100 Office Supplies	46	750	750	750
55200 Operating Supplies	0	1,400	1,400	1,400
001-107-511 Totals	<u>9,497</u>	<u>9,500</u>	<u>9,500</u>	<u>9,500</u>
001-108-511 Commissioners' Account				
54100 Communications	67	0	0	0
54101 Communication - Phone System	2,355	3,560	2,395	2,395
54200 Postage	233	1,500	1,500	1,500
54400 Rentals And Leases	2,728	3,000	3,000	3,000
54700 Printing And Binding	0	4,000	4,000	4,000
54900 Other Current Charges & Obligations	291	1,000	1,000	1,000
55100 Office Supplies	-25	700	700	700
55200 Operating Supplies	14,630	12,865	12,865	12,865
001-108-511 Totals	<u>20,280</u>	<u>26,625</u>	<u>25,460</u>	<u>25,460</u>
County Commission Totals	<u>1,283,290</u>	<u>1,357,914</u>	<u>1,377,740</u>	<u>1,416,674</u>

**Leon County Government
Fiscal Year 2010 Budget**

Organizational Code / Account	FY 2008 Actual	FY 2009 Adopted	FY 2010 Budget	FY 2011 Projected
001-110-512 County Administration				
51100 Executive Salaries	0	7,200	7,200	7,200
51200 Regular Salaries And Wages	402,429	581,507	556,405	572,904
52100 Fica Taxes	21,827	40,037	33,299	34,506
52200 Retirement Contribution	46,977	79,491	68,081	70,007
52205 Other Retirement Contributions	16,135	16,012	16,636	16,636
52210 Deferred Compensation Match	131	0	200	203
52300 Life & Health Insurance	42,419	71,015	58,897	61,759
52305 Disability Insurance	7,325	0	0	0
52400 Workers Compensation	1,827	2,539	1,743	1,794
54000 Travel & Per Diem	1,877	8,600	6,900	6,900
54101 Communication - Phone System	657	1,580	1,530	1,530
54200 Postage	0	396	300	300
54700 Printing And Binding	0	1,850	60	60
55100 Office Supplies	82	1,858	1,080	1,080
55200 Operating Supplies	1,190	2,926	1,400	1,400
55400 Publications, Subscriptions & Membe	394	1,621	1,317	1,317
55401 Training	159	1,200	700	700
001-110-512 Totals	<u>543,428</u>	<u>817,832</u>	<u>755,748</u>	<u>778,296</u>
County Administration Totals	<u>543,428</u>	<u>817,832</u>	<u>755,748</u>	<u>778,296</u>

**Leon County Government
Fiscal Year 2010 Budget**

Organizational Code / Account	FY 2008 Actual	FY 2009 Adopted	FY 2010 Budget	FY 2011 Projected
001-120-514 County Attorney				
51100 Executive Salaries	0	7,200	7,200	7,200
51200 Regular Salaries And Wages	651,532	778,158	779,074	802,268
52100 Fica Taxes	39,554	49,141	51,683	53,426
52200 Retirement Contribution	73,315	87,956	93,934	96,616
52205 Other Retirement Contributions	15,149	15,034	15,620	15,620
52210 Deferred Compensation Match	1,522	0	1,600	1,624
52300 Life & Health Insurance	58,430	90,289	102,190	106,826
52305 Disability Insurance	5,196	0	0	0
52400 Workers Compensation	2,454	2,354	1,924	1,980
53100 Professional Services	408,278	455,000	455,000	455,000
53110 Psychological Exams	3,662	0	0	0
53300 Court Reporter Services	6,777	7,500	7,500	7,500
53400 Other Contractual Services	12,091	7,616	7,616	7,616
54000 Travel & Per Diem	23,905	16,200	16,200	16,200
54100 Communications	100	1,200	1,200	1,200
54101 Communication - Phone System	1,613	2,660	1,720	1,720
54200 Postage	1,167	1,344	1,344	1,344
54400 Rentals And Leases	2,817	5,200	5,200	5,200
54600 Repairs And Maintenance	570	1,411	1,411	1,411
54700 Printing And Binding	20,869	11,700	11,700	11,700
55100 Office Supplies	4,236	5,365	5,365	5,365
55200 Operating Supplies	2,082	1,600	1,600	1,600
55400 Publications, Subscriptions & Membe	51,247	34,265	34,265	34,265
55401 Training	0	750	750	750
56400 Machinery And Equipment	2,274	0	0	0
001-120-514 Totals	<u>1,388,841</u>	<u>1,581,943</u>	<u>1,604,096</u>	<u>1,636,431</u>
106-122-541 Eminent Domain/Real Estate Attorney				
51200 Regular Salaries And Wages	129,858	0	0	0
52100 Fica Taxes	9,821	0	0	0
52200 Retirement Contribution	12,714	0	0	0
52210 Deferred Compensation Match	493	0	0	0
52300 Life & Health Insurance	12,866	0	0	0
52400 Workers Compensation	422	0	0	0
53400 Other Contractual Services	70	0	0	0
54000 Travel & Per Diem	2,055	0	0	0
54101 Communication - Phone System	282	0	0	0
54200 Postage	63	0	0	0
54700 Printing And Binding	284	0	0	0
55100 Office Supplies	2,378	0	0	0
55400 Publications, Subscriptions & Membe	636	0	0	0
106-122-541 Totals	<u>171,943</u>	<u>0</u>	<u>0</u>	<u>0</u>
County Attorney Totals	<u>1,560,783</u>	<u>1,581,943</u>	<u>1,604,096</u>	<u>1,636,431</u>

**Leon County Government
Fiscal Year 2010 Budget**

Organizational Code / Account	FY 2008 Actual	FY 2009 Adopted	FY 2010 Budget	FY 2011 Projected
001-130-513 Office of Management & Budget				
51200 Regular Salaries And Wages	485,468	489,940	510,680	525,642
52100 Fica Taxes	34,239	33,851	37,350	38,543
52200 Retirement Contribution	51,086	50,100	56,263	57,892
52210 Deferred Compensation Match	1,113	0	1,200	1,218
52300 Life & Health Insurance	61,564	68,871	75,394	78,888
52400 Workers Compensation	2,032	1,790	1,559	1,604
53100 Professional Services	23,875	35,000	35,000	35,000
54000 Travel & Per Diem	392	4,970	4,970	4,970
54101 Communication - Phone System	1,424	1,910	1,615	1,615
54200 Postage	141	400	400	400
54700 Printing And Binding	8,699	15,850	15,850	15,850
55100 Office Supplies	4,901	5,130	5,130	5,130
55200 Operating Supplies	591	3,845	3,845	3,845
55400 Publications, Subscriptions & Membe	626	1,330	1,330	1,330
55401 Training	0	2,455	2,455	2,455
001-130-513 Totals	<u>676,150</u>	<u>715,442</u>	<u>753,041</u>	<u>774,382</u>
501-132-513 Risk Management				
51200 Regular Salaries And Wages	80,167	81,971	81,802	84,139
52100 Fica Taxes	5,737	5,814	6,037	6,221
52200 Retirement Contribution	7,881	8,211	8,707	8,955
52300 Life & Health Insurance	14,459	14,440	16,111	16,900
52400 Workers Compensation	405	301	246	253
53100 Professional Services	105,061	123,000	123,000	123,000
54000 Travel & Per Diem	0	1,900	1,900	1,900
54100 Communications	74	360	360	360
54101 Communication - Phone System	325	430	425	425
54200 Postage	131	160	160	160
54700 Printing And Binding	208	400	400	400
55100 Office Supplies	32	600	600	600
55200 Operating Supplies	557	950	950	950
55400 Publications, Subscriptions & Membe	1,059	1,300	1,300	1,300
55401 Training	797	900	900	900
501-132-513 Totals	<u>216,895</u>	<u>240,737</u>	<u>242,898</u>	<u>246,463</u>
Office of Management and Budget Totals	<u>893,045</u>	<u>956,179</u>	<u>995,939</u>	<u>1,020,845</u>

**Leon County Government
Fiscal Year 2010 Budget**

Organizational Code / Account	FY 2008 Actual	FY 2009 Adopted	FY 2010 Budget	FY 2011 Projected
001-160-513 Human Resources				
51200 Regular Salaries And Wages	583,331	619,491	618,282	636,676
51250 Regular OPS Salaries	176	0	0	0
51300 Other Salaries & Wages	24,178	38,500	0	0
52100 Fica Taxes	45,096	45,716	47,765	49,174
52200 Retirement Contribution	59,917	63,407	66,370	68,323
52210 Deferred Compensation Match	1,231	0	1,300	1,320
52300 Life & Health Insurance	70,215	82,175	92,912	97,106
52400 Workers Compensation	2,600	2,287	1,876	1,932
53500 Investigations	4,252	11,750	11,750	11,750
54000 Travel & Per Diem	902	5,438	5,438	5,438
54100 Communications	30	0	0	0
54101 Communication - Phone System	1,835	2,290	1,560	1,560
54200 Postage	539	3,000	3,000	3,000
54400 Rentals And Leases	6,882	6,809	9,484	9,484
54700 Printing And Binding	1,079	4,500	4,500	4,500
54800 Promotional Activities	28	3,172	3,172	3,172
54801 Recruitment	38,325	36,920	54,920	54,920
54900 Other Current Charges & Obligations	0	25,000	25,000	25,000
54909 Employee Incentives	17,287	23,900	23,900	23,900
54917 Employee Assistance Program	1,900	3,000	3,000	3,000
54918 Staff Development & Training	2,817	27,983	27,983	27,983
54950 Tuition Assistance	17,378	51,900	49,225	49,225
55100 Office Supplies	3,634	4,440	4,440	4,440
55200 Operating Supplies	3,448	3,772	3,772	3,772
55400 Publications, Subscriptions & Membe	1,262	1,854	1,854	1,854
55401 Training	1,346	6,389	6,389	6,389
001-160-513 Totals	<u>889,690</u>	<u>1,073,693</u>	<u>1,067,892</u>	<u>1,093,918</u>
Human Resources Totals	<u>889,690</u>	<u>1,073,693</u>	<u>1,067,892</u>	<u>1,093,918</u>

**Leon County Government
Fiscal Year 2010 Budget**

Organizational Code / Account	FY 2008 Actual	FY 2009 Adopted	FY 2010 Budget	FY 2011 Projected
160-301-552 Administration				
51200 Regular Salaries And Wages	199,388	206,381	220,644	227,264
52100 Fica Taxes	14,670	15,085	16,557	17,166
52200 Retirement Contribution	22,496	22,415	22,219	22,886
52210 Deferred Compensation Match	662	0	700	711
52300 Life & Health Insurance	35,614	36,288	40,651	42,647
52400 Workers Compensation	836	754	664	683
53400 Other Contractual Services	83,539	96,245	92,575	92,575
54000 Travel & Per Diem	2,539	5,000	5,000	5,000
54100 Communications	223	810	300	300
54101 Communication - Phone System	3,246	1,220	1,150	1,150
54200 Postage	35	100	100	100
54300 Utility Services	17,979	17,700	18,000	18,000
54400 Rentals And Leases	13,146	8,894	12,500	12,500
54600 Repairs And Maintenance	25,517	35,260	25,500	25,500
54900 Other Current Charges & Obligations	20,000	0	0	0
55100 Office Supplies	700	800	800	800
55200 Operating Supplies	11,138	5,552	17,500	17,500
55400 Publications, Subscriptions & Membe	1,960	3,021	875	875
55401 Training	0	2,125	2,000	2,000
56400 Machinery And Equipment	5,469	0	0	0
160-301-552 Totals	<u>459,157</u>	<u>457,650</u>	<u>477,735</u>	<u>487,657</u>
160-302-552 Advertising				
53400 Other Contractual Services	559,658	556,500	725,000	725,000
160-302-552 Totals	<u>559,658</u>	<u>556,500</u>	<u>725,000</u>	<u>725,000</u>
160-303-552 Marketing				
53400 Other Contractual Services	1,054,980	1,055,000	1,026,611	1,026,611
54900 Other Current Charges & Obligations	249,302	282,500	0	0
160-303-552 Totals	<u>1,304,282</u>	<u>1,337,500</u>	<u>1,026,611</u>	<u>1,026,611</u>
160-304-552 Special Projects				
58300 Other Grants & Aids	566,764	178,445	100,000	100,000
58320 Sponsorships & Contributions	55,442	10,000	0	0
160-304-552 Totals	<u>622,206</u>	<u>188,445</u>	<u>100,000</u>	<u>100,000</u>
160-305-552 1 Cent Expenses				
58100 Aids To Government Agencies	508,425	884,716	767,600	775,200
160-305-552 Totals	<u>508,425</u>	<u>884,716</u>	<u>767,600</u>	<u>775,200</u>
Tourist Development Totals	<u>3,453,728</u>	<u>3,424,811</u>	<u>3,096,946</u>	<u>3,114,468</u>

**Leon County Government
Fiscal Year 2010 Budget**

Organizational Code / Account	FY 2008 Actual	FY 2009 Adopted	FY 2010 Budget	FY 2011 Projected
001-114-512 Intergovernmental Affairs				
51200 Regular Salaries And Wages	348,609	648,940	605,115	623,043
52100 Fica Taxes	23,341	35,150	43,571	44,979
52200 Retirement Contribution	38,234	53,394	65,897	67,849
52210 Deferred Compensation Match	859	0	900	914
52300 Life & Health Insurance	61,582	88,134	112,675	118,202
52400 Workers Compensation	1,490	1,889	1,818	1,874
53100 Professional Services	3,215	20,684	20,684	20,684
53400 Other Contractual Services	189,500	180,000	140,000	140,000
54000 Travel & Per Diem	16,345	15,000	15,000	15,000
54100 Communications	1,050	0	0	0
54101 Communication - Phone System	1,626	1,920	1,310	1,310
54200 Postage	1,411	3,076	3,076	3,076
54600 Repairs And Maintenance	3,355	400	400	400
54700 Printing And Binding	4,528	10,800	10,800	10,800
54800 Promotional Activities	51,442	56,900	48,400	48,400
54900 Other Current Charges & Obligations	3,652	2,600	2,900	2,900
55100 Office Supplies	1,741	1,480	1,480	1,480
55200 Operating Supplies	1,010	6,000	6,000	6,000
55400 Publications, Subscriptions & Membe	2,881	3,492	3,492	3,492
55401 Training	0	500	500	500
56400 Machinery And Equipment	1,050	0	0	0
001-114-512 Totals	<u>756,921</u>	<u>1,130,359</u>	<u>1,084,018</u>	<u>1,110,903</u>
Intergovernmental Affairs Totals	<u>756,921</u>	<u>1,130,359</u>	<u>1,084,018</u>	<u>1,110,903</u>

**Leon County Government
Fiscal Year 2010 Budget**

Organizational Code / Account	FY 2008 Actual	FY 2009 Adopted	FY 2010 Budget	FY 2011 Projected
001-240-571 Lib - Policy, Planning, & Operations				
51200 Regular Salaries And Wages	357,932	388,341	342,292	352,560
52100 Fica Taxes	26,011	28,580	26,035	26,919
52200 Retirement Contribution	32,870	39,596	36,224	37,299
52210 Deferred Compensation Match	1,057	0	1,100	1,117
52300 Life & Health Insurance	28,236	51,321	46,987	49,103
52400 Workers Compensation	1,408	1,446	1,039	1,071
53100 Professional Services	264,555	315,377	323,799	332,895
53400 Other Contractual Services	4,261	8,150	8,150	8,150
54000 Travel & Per Diem	0	1,500	1,500	1,500
54100 Communications	1,240	2,280	2,280	2,280
54101 Communication - Phone System	21,278	24,960	15,010	15,010
54200 Postage	21,467	22,692	22,692	22,692
54400 Rentals And Leases	22,294	26,044	26,044	26,044
54600 Repairs And Maintenance	1,213	600	600	600
54700 Printing And Binding	3	500	500	500
54800 Promotional Activities	0	400	400	400
55100 Office Supplies	11,139	15,540	15,540	15,540
55200 Operating Supplies	44,041	36,163	36,163	36,163
55400 Publications, Subscriptions & Membe	2,025	2,990	2,990	2,990
55401 Training	1,710	4,948	4,948	4,948
001-240-571 Totals	<u>842,740</u>	<u>971,428</u>	<u>914,293</u>	<u>937,781</u>
001-241-571 Library Public Services				
51200 Regular Salaries And Wages	1,296,305	1,458,916	1,360,605	1,401,419
51250 Regular OPS Salaries	18,349	24,237	24,237	24,964
52100 Fica Taxes	98,126	111,305	108,690	111,872
52200 Retirement Contribution	117,011	144,897	143,491	147,691
52210 Deferred Compensation Match	6,614	0	6,700	6,801
52300 Life & Health Insurance	197,693	309,931	348,573	364,083
52400 Workers Compensation	5,208	5,630	4,326	4,450
53400 Other Contractual Services	2,895	3,000	3,000	3,000
54100 Communications	-140	0	0	0
54600 Repairs And Maintenance	16,800	12,135	12,135	12,135
54700 Printing And Binding	2,156	7,500	7,500	7,500
54900 Other Current Charges & Obligations	347	1,695	1,695	1,695
55100 Office Supplies	6,451	8,118	8,118	8,118
55200 Operating Supplies	9,094	6,960	6,960	6,960
55401 Training	244	960	960	960
56600 Books, Publications & Libr Material	536,469	595,505	595,505	595,505
56610 Electronic Subscriptions	81,466	27,000	27,000	27,000
001-241-571 Totals	<u>2,395,089</u>	<u>2,717,789</u>	<u>2,659,495</u>	<u>2,724,153</u>

**Leon County Government
Fiscal Year 2010 Budget**

Organizational Code / Account	FY 2008 Actual	FY 2009 Adopted	FY 2010 Budget	FY 2011 Projected
001-242-571 Library Collection Services				
51200 Regular Salaries And Wages	402,225	502,222	495,429	510,292
52100 Fica Taxes	29,911	36,682	37,905	39,038
52200 Retirement Contribution	39,852	47,233	49,889	51,387
52210 Deferred Compensation Match	2,309	0	2,400	2,436
52300 Life & Health Insurance	95,213	126,814	139,191	146,104
52400 Workers Compensation	1,732	1,862	1,515	1,559
53400 Other Contractual Services	85,020	78,369	78,369	78,369
54000 Travel & Per Diem	28	90	90	90
54200 Postage	4,359	13,050	13,050	13,050
54505 Vehicle Coverage	2,883	2,372	6,206	6,206
54600 Repairs And Maintenance	0	1,645	1,645	1,645
54601 Vehicle Repair	3,860	2,006	3,363	3,363
54700 Printing And Binding	6,770	7,492	7,492	7,492
55100 Office Supplies	8,725	4,133	4,133	4,133
55200 Operating Supplies	39,482	37,983	37,983	37,983
55210 Fuel & Oil	5,590	6,531	3,783	3,783
55400 Publications, Subscriptions & Membe	892	4,285	4,285	4,285
55401 Training	1,931	4,315	4,315	4,315
001-242-571 Totals	<u>730,783</u>	<u>877,084</u>	<u>891,043</u>	<u>915,530</u>
001-243-571 Library Extension Services				
51200 Regular Salaries And Wages	1,398,972	1,352,551	1,392,844	1,544,752
51300 Other Salaries & Wages	0	63,000	0	0
52100 Fica Taxes	104,639	102,234	109,853	121,754
52200 Retirement Contribution	131,171	133,925	145,552	161,238
52210 Deferred Compensation Match	5,509	0	5,600	5,684
52300 Life & Health Insurance	224,417	265,889	299,554	326,892
52400 Workers Compensation	5,858	5,112	4,315	4,781
53400 Other Contractual Services	41,620	42,210	43,370	43,370
54000 Travel & Per Diem	1,456	2,197	2,197	2,197
54100 Communications	2,487	8,588	8,588	8,588
54600 Repairs And Maintenance	14,991	14,869	14,869	14,869
54601 Vehicle Repair	1,382	2,558	4,463	4,463
54800 Promotional Activities	0	600	600	600
55100 Office Supplies	20,452	19,470	18,310	18,310
55200 Operating Supplies	17,376	44,072	45,272	53,560
55210 Fuel & Oil	1,769	1,957	1,032	1,032
55400 Publications, Subscriptions & Membe	758	2,045	2,120	2,120
55401 Training	582	1,951	1,876	1,876
56600 Books, Publications & Libr Material	0	0	0	30,000
001-243-571 Totals	<u>1,973,438</u>	<u>2,063,228</u>	<u>2,100,415</u>	<u>2,346,086</u>
Library Services Totals	<u>5,942,050</u>	<u>6,629,529</u>	<u>6,565,246</u>	<u>6,923,550</u>

**Leon County Government
Fiscal Year 2010 Budget**

Organizational Code / Account	FY 2008 Actual	FY 2009 Adopted	FY 2010 Budget	FY 2011 Projected
001-113-513 Volunteer Center				
51200 Regular Salaries And Wages	117,005	114,759	116,186	119,656
51400 Overtime	0	2,000	2,000	2,000
52100 Fica Taxes	8,548	8,382	8,889	9,153
52200 Retirement Contribution	11,881	11,794	12,307	12,676
52210 Deferred Compensation Match	625	0	700	711
52300 Life & Health Insurance	18,593	20,287	17,015	17,850
52400 Workers Compensation	510	419	349	360
53400 Other Contractual Services	0	300	300	300
54000 Travel & Per Diem	760	3,196	3,196	3,196
54100 Communications	1,145	1,320	1,320	1,320
54101 Communication - Phone System	947	1,700	1,295	1,295
54200 Postage	117	1,571	500	500
54700 Printing And Binding	3,127	5,186	6,257	6,257
54800 Promotional Activities	6,463	4,859	4,859	4,859
55100 Office Supplies	6,143	3,907	3,907	3,907
55200 Operating Supplies	1,208	0	0	0
55400 Publications, Subscriptions & Membe	1,095	1,327	1,327	1,327
55401 Training	0	195	195	195
001-113-513 Totals	<u>178,168</u>	<u>181,202</u>	<u>180,602</u>	<u>185,562</u>
001-190-562 Health Department				
58100 Aids To Government Agencies	257,984	237,345	237,345	237,345
001-190-562 Totals	<u>257,984</u>	<u>237,345</u>	<u>237,345</u>	<u>237,345</u>
001-370-527 Medical Examiner				
58346 Medical Examiner	375,000	375,000	375,000	386,250
001-370-527 Totals	<u>375,000</u>	<u>375,000</u>	<u>375,000</u>	<u>386,250</u>
001-370-562 Tubercular Care & Child Protection Exams				
58340 Tubercular Care-transportation	0	2,000	2,000	2,000
58342 Child Protection Exams	51,250	59,000	59,000	59,000
001-370-562 Totals	<u>51,250</u>	<u>61,000</u>	<u>61,000</u>	<u>61,000</u>
001-370-563 Baker Act & Marchman Act				
53101 Baker Act Payments	614,580	332,510	343,083	343,400
53102 Mental Health & Alcohol	0	282,439	284,921	284,995
001-370-563 Totals	<u>614,580</u>	<u>614,949</u>	<u>628,004</u>	<u>628,395</u>
001-370-564 Medicaid & Indigent Burials				
58341 Indigent Burial	1,500	3,500	3,500	3,500
58343 Medicaid	1,607,683	1,800,000	2,100,000	2,109,000
001-370-564 Totals	<u>1,609,183</u>	<u>1,803,500</u>	<u>2,103,500</u>	<u>2,112,500</u>
001-370-569 CHSP & Emergency Assistance				
51200 Regular Salaries And Wages	54,610	46,968	46,573	47,954
52100 Fica Taxes	4,177	3,706	3,839	3,944
52200 Retirement Contribution	4,929	4,772	5,052	5,191
52210 Deferred Compensation Match	5	0	100	102
52300 Life & Health Insurance	462	4,046	4,062	4,074
52400 Workers Compensation	209	185	151	155
53400 Other Contractual Services	144,000	144,000	144,000	144,000
58344 Human Service Grants	756,230	750,000	750,000	750,000
58345 Emergency Assistance	40,217	40,000	40,000	40,000
001-370-569 Totals	<u>1,004,839</u>	<u>993,677</u>	<u>993,777</u>	<u>995,420</u>

**Leon County Government
Fiscal Year 2010 Budget**

Organizational Code / Account	FY 2008 Actual	FY 2009 Adopted	FY 2010 Budget	FY 2011 Projected
001-371-569 Housing Services				
51200 Regular Salaries And Wages	245,502	307,331	351,253	361,774
52100 Fica Taxes	18,374	22,446	26,868	27,675
52200 Retirement Contribution	21,454	28,905	35,372	36,432
52210 Deferred Compensation Match	866	0	900	914
52300 Life & Health Insurance	47,738	68,200	82,776	86,865
52400 Workers Compensation	1,471	1,326	1,057	1,087
53400 Other Contractual Services	445	450	450	450
54000 Travel & Per Diem	511	5,700	4,705	4,705
54100 Communications	4	0	0	0
54101 Communication - Phone System	2,527	2,830	2,110	2,110
54200 Postage	416	1,500	800	800
54400 Rentals And Leases	6,081	5,119	5,119	5,119
54505 Vehicle Coverage	437	419	371	371
54600 Repairs And Maintenance	878	200	200	200
54601 Vehicle Repair	447	1,350	1,050	1,050
54700 Printing And Binding	726	300	1,000	1,000
54900 Other Current Charges & Obligations	1,927	2,825	2,825	2,825
55100 Office Supplies	3,656	1,725	2,800	2,800
55200 Operating Supplies	908	2,414	3,334	3,334
55210 Fuel & Oil	2,466	2,992	1,466	1,466
55400 Publications, Subscriptions & Membe	569	800	800	800
55401 Training	1,813	2,900	1,900	1,900
001-371-569 Totals	<u>359,217</u>	<u>459,732</u>	<u>527,156</u>	<u>543,677</u>
001-390-553 Veteran Services				
51200 Regular Salaries And Wages	173,268	172,634	134,293	138,322
51400 Overtime	914	1,000	1,000	1,000
52100 Fica Taxes	13,166	13,161	10,549	10,857
52200 Retirement Contribution	16,442	16,945	13,887	14,292
52210 Deferred Compensation Match	1,388	0	1,400	1,421
52300 Life & Health Insurance	10,385	17,699	15,082	15,637
52400 Workers Compensation	736	658	415	427
54000 Travel & Per Diem	670	2,877	2,877	2,877
54101 Communication - Phone System	817	1,030	875	875
54200 Postage	580	816	767	767
54400 Rentals And Leases	2,876	2,800	2,800	2,800
54600 Repairs And Maintenance	0	156	158	160
54700 Printing And Binding	90	68	68	68
54800 Promotional Activities	2,348	2,574	2,574	2,574
54900 Other Current Charges & Obligations	98	300	300	300
55100 Office Supplies	440	440	440	440
55200 Operating Supplies	341	458	458	458
55400 Publications, Subscriptions & Membe	180	580	580	580
55401 Training	4,026	4,577	4,624	4,671
58349 Military Personnel Grant Program	0	100,000	100,000	100,000
001-390-553 Totals	<u>228,765</u>	<u>338,773</u>	<u>293,147</u>	<u>298,526</u>
001-971-562 Primary Health Care				
53144 Professional Services / Medical	157,672	257,671	257,671	257,671
54200 Postage	0	0	100	100
54900 Other Current Charges & Obligations	863,439	1,488,277	1,486,937	1,486,937
54908 Other Current Charges & Obligations	0	2,780	2,780	2,780
55200 Operating Supplies	1,208	2,000	1,650	1,650
55400 Publications, Subscriptions & Membe	0	0	250	250
001-971-562 Totals	<u>1,022,318</u>	<u>1,750,728</u>	<u>1,749,388</u>	<u>1,749,388</u>

**Leon County Government
Fiscal Year 2010 Budget**

Organizational Code / Account	FY 2008 Actual	FY 2009 Adopted	FY 2010 Budget	FY 2011 Projected
161-808-554 Housing Finance Authority				
54000 Travel & Per Diem	2,023	8,000	8,000	7,715
54200 Postage	0	150	150	150
54700 Printing And Binding	0	150	150	150
54900 Other Current Charges & Obligations	406	250	250	250
55100 Office Supplies	193	250	250	250
55200 Operating Supplies	1,210	1,285	1,000	1,000
55400 Publications, Subscriptions & Membe	561	1,200	1,200	1,200
58200 Aids To Private Organizations	0	10,000	10,000	10,000
58313 Housing Related Activities	0	10,350	10,350	10,350
585000 Housing Grants & Aids	125,000	0	0	0
585044 A DENNY	33	0	0	0
585045 G LINGERFELT	3,050	0	0	0
585051 A LELAND	19	0	0	0
585061 L WRIGHT	20	0	0	0
585073 B Harlan	36	0	0	0
585088 Mamie Coefeild	2,320	0	0	0
585093 Derry Williams	-27	0	0	0
585098 Sabrena Allen	1,600	0	0	0
585100 C Knight	36	0	0	0
585106 Dorothy Ford	187	0	0	0
585111 Bobbie Scott	264	0	0	0
585120 Lena Harris	214	0	0	0
585126 Hattie Whitaker	96	0	0	0
585127 Melinda Harris	217	0	0	0
585145 Michele Leland	20	0	0	0
585146 Rebecca Whittle	1,475	0	0	0
585147 Robert Hendrieth	253	0	0	0
585148 Sheryl Sanders	19	0	0	0
585155 Willie Miller	20	0	0	0
585156 Catharine Clark	53	0	0	0
585159 LaQuita Walker	21	0	0	0
585165 Annie Margaret Hall	96	0	0	0
585169 Holiday High	19	0	0	0
585170 Karen Cribb	177	0	0	0
585171 Willie Mae Hall	94	0	0	0
585173 Ava Hodge	22	0	0	0
585174 Audrey Robinson	566	0	0	0
585175 Mary Dyal	19	0	0	0
585176 Gussie Crawford	240	0	0	0
585177 Jessica Dalton	83	0	0	0
585178 Mary Graham	167	0	0	0
585179 Mary Jenkins	165	0	0	0
585180 Mary Porter	145	0	0	0
585181 Nora Virgin	219	0	0	0
585182 Aurthor Babb	3,438	0	0	0
585183 Mary Brown	187	0	0	0
585184 Malysa Baucum	127	0	0	0
585185 Kathy Stewart	212	0	0	0
585186 Patricia Capps	122	0	0	0
585187 Lawrence Charbneau	109	0	0	0
585188 Joseph Elkins	8,737	0	0	0
585189 Patricia Hayes	508	0	0	0
585190 Johnny Hinson	212	0	0	0
585191 Pleasant Jackson-Lee	10,131	0	0	0
585192 Yonika Thomas	2,050	0	0	0
585193 Catherine Andrews	710	0	0	0
585194 Roy Bozeman	129	0	0	0
585195 Lena Mae Floyd	132	0	0	0
585196 Shirley Gatlin	49	0	0	0

**Leon County Government
Fiscal Year 2010 Budget**

Organizational Code / Account	FY 2008 Actual	FY 2009 Adopted	FY 2010 Budget	FY 2011 Projected
161-808-554 Housing Finance Authority				
585197 Doretha Hall	117	0	0	0
585198 Rebecca Leamon	49,624	0	0	0
585199 Annie Porter	224	0	0	0
585200 Jesse Moore	5,998	0	0	0
585201 Jackqueline Washington	95	0	0	0
585202 Eunice Bauer	114	0	0	0
585203 Sherry Brown	357	0	0	0
585206 Mamie Ingram	197	0	0	0
585207 Ernestine Johnson	1,939	0	0	0
585208 Kathrine Sharpe	29	0	0	0
585209 Brenda Tilman	159	0	0	0
161-808-554 Totals	<u>227,034</u>	<u>31,635</u>	<u>31,350</u>	<u>31,065</u>
163-971-562 Primary Health Care				
53400 Other Contractual Services	0	60,000	0	0
54200 Postage	98	0	0	0
54900 Other Current Charges & Obligations	6,178	0	0	0
54914 Women's Health Services	350,411	0	0	0
163-971-562 Totals	<u>356,686</u>	<u>60,000</u>	<u>0</u>	<u>0</u>
Health & Human Services Totals	<u>6,285,023</u>	<u>6,907,541</u>	<u>7,180,269</u>	<u>7,229,128</u>

**Leon County Government
Fiscal Year 2010 Budget**

Organizational Code / Account	FY 2008 Actual	FY 2009 Adopted	FY 2010 Budget	FY 2011 Projected
001-361-537 Extension Education				
51200 Regular Salaries And Wages	178,685	338,809	333,640	343,648
52100 Fica Taxes	9,811	25,019	26,076	26,837
52200 Retirement Contribution	14,268	32,218	34,324	35,332
52210 Deferred Compensation Match	1,157	0	1,900	1,929
52300 Life & Health Insurance	18,034	31,671	33,254	34,523
52400 Workers Compensation	740	819	602	619
54000 Travel & Per Diem	10,235	37,602	37,587	37,587
54101 Communication - Phone System	1,812	4,410	3,540	3,540
54200 Postage	42	50	50	50
54300 Utility Services	13,365	24,426	24,426	24,426
54400 Rentals And Leases	1,285	3,886	3,886	3,886
54505 Vehicle Coverage	932	943	834	834
54600 Repairs And Maintenance	608	1,680	1,680	1,680
54601 Vehicle Repair	1,184	2,503	2,715	2,715
54900 Other Current Charges & Obligations	0	3,000	3,000	3,000
55100 Office Supplies	2,763	5,765	6,765	6,765
55200 Operating Supplies	2,027	5,735	4,665	4,665
55210 Fuel & Oil	313	796	607	607
55400 Publications, Subscriptions & Membe	641	1,600	1,685	1,685
001-361-537 Totals	<u>257,902</u>	<u>520,932</u>	<u>521,236</u>	<u>534,328</u>
001-362-537 Family & Consumer Science				
51200 Regular Salaries And Wages	92,078	0	0	0
52100 Fica Taxes	5,123	0	0	0
52200 Retirement Contribution	6,892	0	0	0
52210 Deferred Compensation Match	456	0	0	0
52300 Life & Health Insurance	6,229	0	0	0
52400 Workers Compensation	445	0	0	0
54000 Travel & Per Diem	2,513	0	0	0
54101 Communication - Phone System	720	0	0	0
54300 Utility Services	6,221	0	0	0
54400 Rentals And Leases	911	0	0	0
54600 Repairs And Maintenance	292	0	0	0
55100 Office Supplies	1,131	0	0	0
55200 Operating Supplies	2,020	0	0	0
55400 Publications, Subscriptions & Membe	515	0	0	0
001-362-537 Totals	<u>125,546</u>	<u>0</u>	<u>0</u>	<u>0</u>
001-363-537 4-H & Other Youth				
51200 Regular Salaries And Wages	56,343	0	0	0
51400 Overtime	40	0	0	0
52100 Fica Taxes	4,248	0	0	0
52200 Retirement Contribution	5,647	0	0	0
52210 Deferred Compensation Match	384	0	0	0
52300 Life & Health Insurance	4,497	0	0	0
52400 Workers Compensation	536	0	0	0
54000 Travel & Per Diem	2,348	0	0	0
54101 Communication - Phone System	613	0	0	0
54300 Utility Services	4,718	0	0	0
54400 Rentals And Leases	608	0	0	0
54900 Other Current Charges & Obligations	3,000	0	0	0
55100 Office Supplies	892	0	0	0
55200 Operating Supplies	1,376	0	0	0
55210 Fuel & Oil	573	0	0	0
55400 Publications, Subscriptions & Membe	320	0	0	0
001-363-537 Totals	<u>86,141</u>	<u>0</u>	<u>0</u>	<u>0</u>
Cooperative Extension Totals	<u>469,589</u>	<u>520,932</u>	<u>521,236</u>	<u>534,328</u>

**Leon County Government
Fiscal Year 2010 Budget**

Organizational Code / Account	FY 2008 Actual	FY 2009 Adopted	FY 2010 Budget	FY 2011 Projected
135-185-526 Emergency Medical Services				
51200 Regular Salaries And Wages	3,560,202	3,995,257	3,951,780	4,063,876
51250 Regular OPS Salaries	260,515	54,521	54,521	56,157
51300 Other Salaries & Wages	10,775	0	0	0
51400 Overtime	815,835	1,193,599	1,193,599	1,193,599
52100 Fica Taxes	347,303	394,396	406,034	418,087
52200 Retirement Contribution	835,103	1,027,281	1,063,774	1,086,459
52210 Deferred Compensation Match	15,165	0	15,200	15,428
52300 Life & Health Insurance	615,357	795,358	938,692	981,947
52400 Workers Compensation	223,901	251,323	260,376	265,953
53400 Other Contractual Services	3,115,513	3,838,246	3,804,647	3,908,281
54000 Travel & Per Diem	9,663	14,800	14,800	14,800
54100 Communications	24,801	61,590	61,590	61,590
54101 Communication - Phone System	3,407	3,820	8,440	8,440
54200 Postage	1,660	2,000	2,000	2,000
54300 Utility Services	37,075	31,200	31,200	31,200
54400 Rentals And Leases	4,297	3,972	3,972	3,972
54505 Vehicle Coverage	53,718	72,168	77,056	77,056
54600 Repairs And Maintenance	15,910	48,350	64,667	64,667
54601 Vehicle Repair	213,270	186,033	231,353	231,353
54700 Printing And Binding	5,269	10,000	10,000	10,000
54800 Promotional Activities	5,712	10,000	10,000	10,000
55100 Office Supplies	7,268	6,685	6,685	6,685
55200 Operating Supplies	309,266	314,786	340,577	341,608
55210 Fuel & Oil	376,007	321,300	264,942	294,942
55400 Publications, Subscriptions & Membe	4,632	5,200	5,200	5,200
55401 Training	27,696	59,000	59,000	59,000
56400 Machinery And Equipment	53,446	0	0	0
135-185-526 Totals	<u>10,952,766</u>	<u>12,700,885</u>	<u>12,880,105</u>	<u>13,212,300</u>
Emergency Medical Services Totals	<u>10,952,766</u>	<u>12,700,885</u>	<u>12,880,105</u>	<u>13,212,300</u>

**Leon County Government
Fiscal Year 2010 Budget**

Organizational Code / Account	FY 2008 Actual	FY 2009 Adopted	FY 2010 Budget	FY 2011 Projected
001-817-515 Planning Department				
51200 Regular Salaries And Wages	101,194	52,893	52,810	54,394
52100 Fica Taxes	16,376	3,863	4,040	4,161
52200 Retirement Contribution	20,027	4,974	5,318	5,477
52300 Life & Health Insurance	22,668	9,976	11,150	11,702
52400 Workers Compensation	900	193	159	163
54400 Rentals And Leases	15,132	35,000	35,000	35,000
58100 Aids To Government Agencies	823,109	854,000	810,669	810,669
001-817-515 Totals	<u>999,406</u>	<u>960,899</u>	<u>919,146</u>	<u>921,566</u>
125-915024-537 DEP Spring Protection Zone Map Grant				
53400 Other Contractual Services	7,425	0	0	0
125-915024-537 Totals	<u>7,425</u>	<u>0</u>	<u>0</u>	<u>0</u>
Planning Department Totals	<u>1,006,831</u>	<u>960,899</u>	<u>919,146</u>	<u>921,566</u>

**Leon County Government
Fiscal Year 2010 Budget**

Organizational Code / Account	FY 2008 Actual	FY 2009 Adopted	FY 2010 Budget	FY 2011 Projected
121-423-537 Support Services				
51200 Regular Salaries And Wages	550,596	571,874	524,746	540,329
51400 Overtime	778	0	0	0
52100 Fica Taxes	39,192	40,228	38,610	39,866
52200 Retirement Contribution	57,290	57,560	56,997	58,689
52210 Deferred Compensation Match	2,307	0	2,400	2,436
52300 Life & Health Insurance	99,347	104,556	102,195	105,408
52400 Workers Compensation	3,449	2,082	1,578	1,623
53100 Professional Services	0	1,120	1,120	1,120
53400 Other Contractual Services	0	500	500	500
54000 Travel & Per Diem	0	4,160	4,160	4,160
54100 Communications	0	480	480	480
54101 Communication - Phone System	6,235	7,550	4,570	4,570
54200 Postage	8,667	4,122	4,122	4,122
54300 Utility Services	5,891	0	0	0
54400 Rentals And Leases	12,409	11,900	11,900	11,900
54505 Vehicle Coverage	1,173	1,126	995	995
54600 Repairs And Maintenance	605	4,182	4,182	4,182
54601 Vehicle Repair	1,092	3,090	1,689	1,689
54700 Printing And Binding	244	3,500	3,500	3,500
54900 Other Current Charges & Obligations	7,308	3,500	3,500	3,500
55100 Office Supplies	1,156	3,969	3,969	3,969
55200 Operating Supplies	14,112	22,818	22,818	22,818
55210 Fuel & Oil	2,100	2,230	1,418	1,418
55400 Publications, Subscriptions & Membe	670	2,182	2,182	2,182
55401 Training	161	1,400	1,400	1,400
121-423-537 Totals	<u>814,780</u>	<u>854,129</u>	<u>799,031</u>	<u>820,856</u>
Support Services Totals	<u>814,780</u>	<u>854,129</u>	<u>799,031</u>	<u>820,856</u>

**Leon County Government
Fiscal Year 2010 Budget**

Organizational Code / Account	FY 2008 Actual	FY 2009 Adopted	FY 2010 Budget	FY 2011 Projected
120-220-524 Building Inspection				
51200 Regular Salaries And Wages	947,755	986,574	901,200	928,113
51400 Overtime	3,551	5,040	5,040	5,040
52100 Fica Taxes	69,389	72,065	68,945	71,111
52200 Retirement Contribution	93,656	96,175	93,096	95,852
52210 Deferred Compensation Match	2,170	0	2,200	2,233
52300 Life & Health Insurance	165,421	172,630	171,490	178,414
52400 Workers Compensation	23,858	19,665	14,952	15,396
53400 Other Contractual Services	0	2,000	2,000	2,000
54000 Travel & Per Diem	1,274	1,232	1,232	1,232
54100 Communications	9,664	22,608	22,741	22,880
54101 Communication - Phone System	3,468	1,920	1,340	1,340
54200 Postage	1,831	3,000	3,000	3,000
54300 Utility Services	7,699	0	0	0
54400 Rentals And Leases	5,481	5,428	5,428	5,428
54505 Vehicle Coverage	7,768	6,391	6,873	6,873
54600 Repairs And Maintenance	0	618	618	618
54601 Vehicle Repair	11,782	10,004	12,480	12,480
54700 Printing And Binding	1,232	7,500	7,500	7,500
54900 Other Current Charges & Obligations	70	1,820	1,820	1,820
55100 Office Supplies	3,143	3,784	3,784	3,784
55200 Operating Supplies	11,339	10,720	10,720	10,720
55210 Fuel & Oil	32,799	27,900	19,556	19,556
55400 Publications, Subscriptions & Membe	8,546	5,448	5,448	5,448
55401 Training	2,678	12,700	12,700	12,700
120-220-524 Totals	<u>1,414,573</u>	<u>1,475,222</u>	<u>1,374,163</u>	<u>1,413,538</u>
Building Inspection Totals	<u>1,414,573</u>	<u>1,475,222</u>	<u>1,374,163</u>	<u>1,413,538</u>

**Leon County Government
Fiscal Year 2010 Budget**

Organizational Code / Account	FY 2008 Actual	FY 2009 Adopted	FY 2010 Budget	FY 2011 Projected
121-420-537 Environmental Compliance				
51200 Regular Salaries And Wages	1,005,532	1,047,739	1,004,337	1,034,345
51400 Overtime	4,590	3,000	3,000	3,000
52100 Fica Taxes	74,693	75,949	76,802	79,201
52200 Retirement Contribution	101,628	102,743	106,197	109,330
52210 Deferred Compensation Match	4,810	0	4,900	4,974
52300 Life & Health Insurance	144,050	156,601	173,558	181,553
52400 Workers Compensation	39,207	29,609	21,371	22,006
53400 Other Contractual Services	-229	0	0	0
54000 Travel & Per Diem	117	4,400	4,400	4,400
54100 Communications	5,229	10,008	10,008	10,008
54101 Communication - Phone System	0	1,410	1,500	1,500
54200 Postage	542	1,970	1,970	1,970
54300 Utility Services	391	0	0	0
54505 Vehicle Coverage	10,552	9,210	6,910	6,910
54601 Vehicle Repair	13,849	13,004	14,109	14,109
54700 Printing And Binding	0	1,205	1,205	1,205
54900 Other Current Charges & Obligations	28	1,050	1,050	1,050
55100 Office Supplies	645	3,881	3,881	3,881
55200 Operating Supplies	9,023	7,086	7,234	7,387
55210 Fuel & Oil	25,195	26,248	15,966	15,966
55400 Publications, Subscriptions & Membe	0	1,165	1,165	1,165
55401 Training	0	8,000	8,000	8,000
121-420-537 Totals	<u>1,439,850</u>	<u>1,504,278</u>	<u>1,467,563</u>	<u>1,511,960</u>
Environmental Compliance Totals	<u>1,439,850</u>	<u>1,504,278</u>	<u>1,467,563</u>	<u>1,511,960</u>

**Leon County Government
Fiscal Year 2010 Budget**

Organizational Code / Account	FY 2008 Actual	FY 2009 Adopted	FY 2010 Budget	FY 2011 Projected
121-422-537 Development Services				
51200 Regular Salaries And Wages	588,156	544,092	497,379	514,108
51250 Regular OPS Salaries	0	52,853	0	0
51400 Overtime	65	-25	0	0
52100 Fica Taxes	43,660	43,514	43,482	44,764
52200 Retirement Contribution	55,140	56,030	57,239	58,922
52210 Deferred Compensation Match	2,576	0	2,600	2,639
52300 Life & Health Insurance	111,916	106,246	117,719	123,171
52400 Workers Compensation	2,335	4,140	1,707	1,758
54000 Travel & Per Diem	841	8,300	8,300	8,300
54100 Communications	25	1,836	1,836	1,836
54101 Communication - Phone System	0	1,440	1,420	1,420
54200 Postage	2,704	3,882	3,882	3,882
54300 Utility Services	6,282	0	0	0
54505 Vehicle Coverage	591	1,121	991	991
54601 Vehicle Repair	1,657	2,414	2,477	2,477
54700 Printing And Binding	937	4,025	4,025	4,025
54900 Other Current Charges & Obligations	17,446	31,092	31,092	31,092
55100 Office Supplies	3,816	3,996	3,996	3,996
55200 Operating Supplies	3,451	5,071	5,071	5,071
55210 Fuel & Oil	1,164	2,128	783	783
55400 Publications, Subscriptions & Membe	1,451	3,493	3,493	3,493
55401 Training	1,481	5,475	5,475	5,475
121-422-537 Totals	<u>845,694</u>	<u>881,123</u>	<u>792,967</u>	<u>818,203</u>
Development Services Totals	<u>845,694</u>	<u>881,123</u>	<u>792,967</u>	<u>818,203</u>

**Leon County Government
Fiscal Year 2010 Budget**

Organizational Code / Account	FY 2008 Actual	FY 2009 Adopted	FY 2010 Budget	FY 2011 Projected
125-866-524 DEP Storage Tank				
51200 Regular Salaries And Wages	93,885	89,413	94,791	97,635
51400 Overtime	0	3,000	3,000	3,000
52100 Fica Taxes	7,002	7,116	7,527	7,743
52200 Retirement Contribution	8,890	9,162	9,908	10,195
52210 Deferred Compensation Match	1,126	0	1,200	1,218
52300 Life & Health Insurance	9,498	13,772	14,960	15,517
52400 Workers Compensation	4,764	3,811	2,977	3,062
54000 Travel & Per Diem	261	2,341	2,341	2,341
54200 Postage	11	400	400	400
54505 Vehicle Coverage	0	0	1,231	1,231
54601 Vehicle Repair	986	1,230	1,732	1,732
55200 Operating Supplies	853	2,188	2,188	2,188
55210 Fuel & Oil	4,707	4,699	2,958	2,958
55400 Publications, Subscriptions & Membe	0	60	60	60
55401 Training	0	1,100	1,100	1,100
125-866-524 Totals	<u>131,985</u>	<u>138,292</u>	<u>146,373</u>	<u>150,380</u>
DEP Storage Tank Totals	<u>131,985</u>	<u>138,292</u>	<u>146,373</u>	<u>150,380</u>

**Leon County Government
Fiscal Year 2010 Budget**

Organizational Code / Account	FY 2008 Actual	FY 2009 Adopted	FY 2010 Budget	FY 2011 Projected
001-126-513 Support Services				
51200 Regular Salaries And Wages	247,502	0	0	0
52100 Fica Taxes	17,063	0	0	0
52200 Retirement Contribution	28,763	0	0	0
52300 Life & Health Insurance	44,913	0	0	0
52400 Workers Compensation	1,041	0	0	0
54101 Communication - Phone System	326	0	0	0
54200 Postage	12	0	0	0
54700 Printing And Binding	1,648	0	0	0
55100 Office Supplies	900	0	0	0
55200 Operating Supplies	1,368	0	0	0
55400 Publications, Subscriptions & Membe	265	0	0	0
001-126-513 Totals	<u>343,801</u>	<u>0</u>	<u>0</u>	<u>0</u>
Support Services Totals	<u>343,801</u>	<u>0</u>	<u>0</u>	<u>0</u>

**Leon County Government
Fiscal Year 2010 Budget**

Organizational Code / Account	FY 2008 Actual	FY 2009 Adopted	FY 2010 Budget	FY 2011 Projected
111-542-523 County Probation				
51200 Regular Salaries And Wages	635,091	674,474	717,352	738,873
51400 Overtime	198	0	0	0
52100 Fica Taxes	46,712	50,558	56,256	57,903
52200 Retirement Contribution	61,469	65,095	74,756	76,945
52210 Deferred Compensation Match	2,892	0	2,900	2,944
52300 Life & Health Insurance	96,152	125,382	142,194	148,322
52400 Workers Compensation	21,377	21,311	23,863	24,558
53400 Other Contractual Services	3,099	1,000	3,500	3,500
54000 Travel & Per Diem	76	1,008	1,008	1,008
54100 Communications	-989	636	636	636
54101 Communication - Phone System	8,355	7,400	5,770	5,770
54200 Postage	3,954	3,359	2,359	2,359
54400 Rentals And Leases	3,960	4,356	5,500	5,500
54500 Insurance	6,670	9,832	8,188	8,188
54600 Repairs And Maintenance	620	1,000	1,000	1,000
54700 Printing And Binding	4,758	4,836	4,836	4,836
55100 Office Supplies	4,496	4,713	4,713	4,713
55200 Operating Supplies	3,675	3,907	3,907	3,907
55400 Publications, Subscriptions & Membe	171	400	400	400
55401 Training	11	3,005	2,005	2,005
111-542-523 Totals	<u>902,744</u>	<u>982,272</u>	<u>1,061,143</u>	<u>1,093,367</u>
111-544-523 Pretrial Release				
51200 Regular Salaries And Wages	500,743	623,711	501,288	516,329
51400 Overtime	17,929	0	0	0
52100 Fica Taxes	38,029	38,516	38,347	39,497
52200 Retirement Contribution	50,629	49,599	50,479	51,997
52210 Deferred Compensation Match	576	0	600	609
52300 Life & Health Insurance	117,296	104,854	131,436	137,959
52400 Workers Compensation	18,987	17,532	17,232	17,749
53400 Other Contractual Services	210,558	406,279	32,000	32,000
53413 Administration	5,814	5,500	5,500	5,500
53450 Other Contractual Services - GPS	0	0	201,500	201,500
54000 Travel & Per Diem	1,148	3,099	3,099	3,099
54100 Communications	60	2,226	2,226	2,226
54101 Communication - Phone System	2,953	3,780	3,340	3,340
54200 Postage	2,904	1,051	3,000	3,000
54400 Rentals And Leases	2,561	2,900	2,900	2,900
54700 Printing And Binding	979	1,140	1,140	1,140
54900 Other Current Charges & Obligations	68,046	45,204	70,533	70,533
55100 Office Supplies	2,109	2,100	2,100	2,100
55200 Operating Supplies	6,340	5,800	7,700	7,700
55400 Publications, Subscriptions & Membe	137	440	740	740
111-544-523 Totals	<u>1,047,797</u>	<u>1,313,731</u>	<u>1,075,160</u>	<u>1,099,918</u>
County Probation Totals	<u>1,950,542</u>	<u>2,296,003</u>	<u>2,136,303</u>	<u>2,193,285</u>

**Leon County Government
Fiscal Year 2010 Budget**

Organizational Code / Account	FY 2008 Actual	FY 2009 Adopted	FY 2010 Budget	FY 2011 Projected
001-150-519 Facilities Management				
51200 Regular Salaries And Wages	1,583,251	1,614,475	1,616,081	1,664,203
51400 Overtime	31,178	53,000	53,000	53,000
52100 Fica Taxes	118,502	117,240	123,036	126,797
52200 Retirement Contribution	158,565	159,321	170,530	175,568
52210 Deferred Compensation Match	6,919	0	7,000	7,105
52300 Life & Health Insurance	349,702	362,498	400,106	419,355
52400 Workers Compensation	76,526	68,833	60,727	62,519
53100 Professional Services	21	0	0	0
53400 Other Contractual Services	1,188,268	1,667,747	1,754,202	1,840,142
54000 Travel & Per Diem	3,605	3,280	4,307	4,307
54100 Communications	2,732	5,640	5,640	5,640
54101 Communication - Phone System	7,040	5,810	7,320	7,320
54200 Postage	72	200	200	200
54300 Utility Services	880,094	1,711,183	1,517,944	1,597,144
54400 Rentals And Leases	181,455	370,924	311,714	317,872
54505 Vehicle Coverage	15,696	14,400	15,916	15,916
54514 Workers Comp Claims	-20	0	0	0
54600 Repairs And Maintenance	88,456	644,864	696,486	716,595
54601 Vehicle Repair	28,830	23,664	30,620	30,620
54700 Printing And Binding	835	2,100	2,100	2,100
55100 Office Supplies	11,291	16,119	16,119	16,119
55200 Operating Supplies	4,943	105,597	105,597	105,597
55210 Fuel & Oil	56,901	58,002	37,449	37,449
55400 Publications, Subscriptions & Membe	3,444	6,544	9,350	7,200
55401 Training	4,360	15,682	15,982	15,982
56400 Machinery And Equipment	1,290	0	0	0
001-150-519 Totals	<u>4,803,957</u>	<u>7,027,123</u>	<u>6,961,426</u>	<u>7,228,750</u>
001-150-711 Facilities Management: Judicial Security				
53400 Other Contractual Services	82,645	0	0	0
55200 Operating Supplies	55,096	0	0	0
001-150-711 Totals	<u>137,741</u>	<u>0</u>	<u>0</u>	<u>0</u>
001-150-712 Facilities Management: Judicial Maintenance				
53400 Other Contractual Services	222,905	0	0	0
54300 Utility Services	676,836	0	0	0
54600 Repairs And Maintenance	453,710	0	0	0
001-150-712 Totals	<u>1,353,451</u>	<u>0</u>	<u>0</u>	<u>0</u>
165-154-519 Bank of America				
51200 Regular Salaries And Wages	0	37,070	32,240	33,207
52100 Fica Taxes	0	2,836	2,742	2,816
52200 Retirement Contribution	0	3,651	3,609	3,706
52300 Life & Health Insurance	0	12,639	3,765	3,769
52400 Workers Compensation	0	1,933	1,590	1,633
53100 Professional Services	0	58,492	60,248	62,055
53400 Other Contractual Services	354,560	0	0	0
54100 Communications	12,251	0	0	0
54200 Postage	107	0	0	0
54300 Utility Services	372,455	459,002	471,484	484,340
54600 Repairs And Maintenance	138,427	270,847	278,972	287,342
54900 Other Current Charges & Obligations	0	72,000	72,000	72,000
55200 Operating Supplies	3,656	17,785	17,785	17,785
55400 Publications, Subscriptions & Membe	1,125	0	0	0
56400 Machinery And Equipment	10,213	0	0	0
165-154-519 Totals	<u>892,794</u>	<u>936,255</u>	<u>944,435</u>	<u>968,653</u>
Facilities Management Totals	<u>7,187,943</u>	<u>7,963,378</u>	<u>7,905,861</u>	<u>8,197,403</u>

**Leon County Government
Fiscal Year 2010 Budget**

Organizational Code / Account	FY 2008 Actual	FY 2009 Adopted	FY 2010 Budget	FY 2011 Projected
001-171-513 Management Information Services				
51200 Regular Salaries And Wages	2,027,717	2,814,536	2,726,531	2,808,330
51250 Regular OPS Salaries	12,052	0	0	0
51300 Other Salaries & Wages	13,090	0	0	0
51400 Overtime	8,830	7,080	7,080	7,080
52100 Fica Taxes	146,220	205,810	208,203	214,573
52200 Retirement Contribution	181,954	271,289	281,041	289,395
52210 Deferred Compensation Match	3,500	0	3,500	3,553
52300 Life & Health Insurance	235,194	447,321	440,751	461,183
52400 Workers Compensation	7,690	10,356	8,266	8,514
53400 Other Contractual Services	240,633	182,200	182,200	182,200
54000 Travel & Per Diem	7,976	20,925	20,925	20,925
54100 Communications	13,773	27,600	17,600	17,600
54101 Communication - Phone System	18,942	26,040	18,850	18,850
54200 Postage	1,380	1,500	1,500	1,500
54400 Rentals And Leases	8,591	10,440	10,440	10,440
54505 Vehicle Coverage	2,428	3,789	3,349	3,349
54600 Repairs And Maintenance	1,049,437	1,360,950	1,373,259	1,373,259
54601 Vehicle Repair	2,740	3,460	4,962	4,962
54700 Printing And Binding	8	1,450	1,450	1,450
55100 Office Supplies	11,742	7,320	7,320	7,320
55200 Operating Supplies	58,740	94,850	94,850	94,850
55210 Fuel & Oil	5,035	3,607	4,140	4,140
55400 Publications, Subscriptions & Membe	2,343	3,809	1,500	1,500
55401 Training	1,409	47,500	47,500	47,500
001-171-513 Totals	<u>4,061,424</u>	<u>5,551,832</u>	<u>5,465,217</u>	<u>5,582,473</u>
001-171-713 Management Information Services				
51200 Regular Salaries And Wages	300,680	0	0	0
52100 Fica Taxes	27,194	0	0	0
52200 Retirement Contribution	46,658	0	0	0
52300 Life & Health Insurance	78,956	0	0	0
52400 Workers Compensation	1,998	0	0	0
53400 Other Contractual Services	31,637	0	0	0
54100 Communications	471	0	0	0
54101 Communication - Phone System	553	0	0	0
54200 Postage	47	0	0	0
54400 Rentals And Leases	294	0	0	0
54505 Vehicle Coverage	349	0	0	0
54600 Repairs And Maintenance	202,923	0	0	0
54700 Printing And Binding	0	0	0	0
55100 Office Supplies	34	0	0	0
55200 Operating Supplies	18,256	0	0	0
55400 Publications, Subscriptions & Membe	200	0	0	0
55401 Training	319	0	0	0
001-171-713 Totals	<u>710,570</u>	<u>0</u>	<u>0</u>	<u>0</u>

**Leon County Government
Fiscal Year 2010 Budget**

Organizational Code / Account	FY 2008 Actual	FY 2009 Adopted	FY 2010 Budget	FY 2011 Projected
001-171-719 Management Information Services				
51200 Regular Salaries And Wages	43,892	0	0	0
52100 Fica Taxes	3,970	0	0	0
52200 Retirement Contribution	6,811	0	0	0
52300 Life & Health Insurance	11,526	0	0	0
52400 Workers Compensation	292	0	0	0
53400 Other Contractual Services	4,618	0	0	0
54100 Communications	69	0	0	0
54101 Communication - Phone System	81	0	0	0
54200 Postage	7	0	0	0
54400 Rentals And Leases	43	0	0	0
54505 Vehicle Coverage	51	0	0	0
54600 Repairs And Maintenance	29,621	0	0	0
54700 Printing And Binding	0	0	0	0
55100 Office Supplies	5	0	0	0
55200 Operating Supplies	2,665	0	0	0
55400 Publications, Subscriptions & Membe	29	0	0	0
55401 Training	47	0	0	0
001-171-719 Totals	<u>103,725</u>	<u>0</u>	<u>0</u>	<u>0</u>
001-421-539 Geographic Info. Systems				
51200 Regular Salaries And Wages	787,042	985,892	938,489	966,644
51300 Other Salaries & Wages	0	0	-12,500	-12,500
51400 Overtime	661	0	0	0
52100 Fica Taxes	58,220	72,278	72,316	74,487
52200 Retirement Contribution	80,891	98,604	100,837	103,814
52210 Deferred Compensation Match	1,886	0	1,900	1,929
52300 Life & Health Insurance	85,203	148,135	140,733	146,662
52400 Workers Compensation	3,306	3,367	2,585	2,668
53100 Professional Services	55,600	55,600	40,000	40,000
53400 Other Contractual Services	402,555	442,689	466,059	466,059
54000 Travel & Per Diem	4,115	28,400	29,030	29,030
54100 Communications	99	5,000	5,000	5,000
54101 Communication - Phone System	1,126	2,040	1,595	1,595
54200 Postage	267	956	956	956
54600 Repairs And Maintenance	5,028	2,000	2,000	2,000
54700 Printing And Binding	0	1,000	1,000	1,000
55100 Office Supplies	1,397	3,990	3,990	3,990
55200 Operating Supplies	13,187	16,200	9,300	9,300
55400 Publications, Subscriptions & Membe	534	2,000	1,000	1,000
55401 Training	1,887	19,050	18,550	18,550
001-421-539 Totals	<u>1,503,004</u>	<u>1,887,201</u>	<u>1,822,840</u>	<u>1,862,184</u>
Management Information Services Totals	<u>6,378,722</u>	<u>7,439,033</u>	<u>7,288,057</u>	<u>7,444,657</u>

**Leon County Government
Fiscal Year 2010 Budget**

Organizational Code / Account	FY 2008 Actual	FY 2009 Adopted	FY 2010 Budget	FY 2011 Projected
001-112-513 Minority/Women Small Business Enterprise				
51200 Regular Salaries And Wages	142,610	142,146	88,142	90,770
51250 Regular OPS Salaries	30,623	0	0	0
52100 Fica Taxes	12,673	10,383	6,743	6,945
52200 Retirement Contribution	16,712	13,368	8,876	9,140
52210 Deferred Compensation Match	458	0	500	508
52300 Life & Health Insurance	18,373	18,251	22,468	23,576
52400 Workers Compensation	799	519	265	273
53100 Professional Services	0	110,000	100,000	100,000
53400 Other Contractual Services	4,734	0	0	0
54000 Travel & Per Diem	0	3,362	3,362	3,362
54101 Communication - Phone System	801	2,190	1,020	1,020
54200 Postage	211	608	608	608
54700 Printing And Binding	0	1,744	1,744	1,744
54800 Promotional Activities	3,856	5,620	5,150	5,150
54900 Other Current Charges & Obligations	0	1,150	1,150	1,150
55100 Office Supplies	0	1,000	1,000	1,000
55200 Operating Supplies	2,705	2,000	2,000	2,000
55400 Publications, Subscriptions & Membe	1,761	325	795	795
55401 Training	0	1,525	1,525	1,525
001-112-513 Totals	<u>236,316</u>	<u>314,191</u>	<u>245,348</u>	<u>249,566</u>
M/W Small Business Enterprise Totals	<u>236,316</u>	<u>314,191</u>	<u>245,348</u>	<u>249,566</u>

**Leon County Government
Fiscal Year 2010 Budget**

Organizational Code / Account	FY 2008 Actual	FY 2009 Adopted	FY 2010 Budget	FY 2011 Projected
001-140-513 Procurement				
51200 Regular Salaries And Wages	187,277	194,648	193,095	198,888
52100 Fica Taxes	14,068	14,217	15,034	15,489
52200 Retirement Contribution	18,447	18,306	19,806	20,390
52210 Deferred Compensation Match	291	0	300	305
52300 Life & Health Insurance	31,466	28,229	35,133	36,682
52400 Workers Compensation	790	711	590	609
54000 Travel & Per Diem	2,373	3,413	3,413	3,413
54101 Communication - Phone System	1,168	1,450	1,300	1,300
54200 Postage	1,176	1,627	1,627	1,627
54400 Rentals And Leases	2,906	3,600	3,600	3,600
54500 Insurance	0	468	468	468
54700 Printing And Binding	-24	556	556	556
54900 Other Current Charges & Obligations	3,133	5,634	5,634	5,634
55100 Office Supplies	440	900	900	900
55200 Operating Supplies	655	725	725	725
55400 Publications, Subscriptions & Membe	371	800	800	800
55401 Training	175	1,350	1,350	1,350
001-140-513 Totals	<u>264,712</u>	<u>276,634</u>	<u>284,331</u>	<u>292,736</u>
001-141-513 Warehouse				
51200 Regular Salaries And Wages	134,475	134,068	146,194	150,111
52100 Fica Taxes	9,931	10,067	11,460	11,760
52200 Retirement Contribution	12,888	12,964	15,050	15,444
52210 Deferred Compensation Match	1,481	0	1,500	1,523
52300 Life & Health Insurance	34,475	38,884	43,395	45,354
52400 Workers Compensation	6,110	5,432	4,562	4,694
53400 Other Contractual Services	1,028	1,456	1,456	1,456
54100 Communications	64	456	456	456
54101 Communication - Phone System	286	300	300	300
54505 Vehicle Coverage	956	656	580	580
54600 Repairs And Maintenance	268	426	426	426
54601 Vehicle Repair	2,862	2,890	3,651	3,651
55100 Office Supplies	489	600	600	600
55200 Operating Supplies	597	733	733	733
55210 Fuel & Oil	3,143	3,163	2,330	2,330
55299 Reimbursable Supplies	58	0	0	0
001-141-513 Totals	<u>209,112</u>	<u>212,095</u>	<u>232,693</u>	<u>239,418</u>
001-142-513 Property Control				
51200 Regular Salaries And Wages	32,877	30,397	30,155	31,060
52100 Fica Taxes	2,483	2,496	2,582	2,652
52200 Retirement Contribution	2,881	3,213	3,399	3,490
52210 Deferred Compensation Match	439	0	500	508
52300 Life & Health Insurance	163	3,750	3,755	3,759
52400 Workers Compensation	139	125	101	104
53400 Other Contractual Services	277	364	364	364
54505 Vehicle Coverage	956	656	580	580
54600 Repairs And Maintenance	173	1,769	1,769	1,769
54601 Vehicle Repair	183	513	240	240
54700 Printing And Binding	0	210	210	210
55100 Office Supplies	79	200	200	200
55200 Operating Supplies	389	927	927	927
55210 Fuel & Oil	286	512	202	202
55400 Publications, Subscriptions & Membe	4	0	0	0
001-142-513 Totals	<u>41,329</u>	<u>45,132</u>	<u>44,984</u>	<u>46,065</u>
Purchasing Totals	<u>515,154</u>	<u>533,861</u>	<u>562,008</u>	<u>578,219</u>

**Leon County Government
Fiscal Year 2010 Budget**

Organizational Code / Account	FY 2008 Actual	FY 2009 Adopted	FY 2010 Budget	FY 2011 Projected
106-400-541 Support Services				
51200 Regular Salaries And Wages	264,840	310,825	306,692	315,735
52100 Fica Taxes	17,585	20,661	21,557	22,312
52200 Retirement Contribution	30,308	34,239	36,527	37,602
52210 Deferred Compensation Match	675	0	700	711
52300 Life & Health Insurance	29,852	36,246	36,467	38,240
52400 Workers Compensation	7,269	6,051	4,669	4,803
53400 Other Contractual Services	100,000	100,000	120,000	120,000
54000 Travel & Per Diem	742	4,868	4,375	4,375
54100 Communications	0	372	0	0
54101 Communication - Phone System	7,167	5,170	3,520	3,520
54200 Postage	11	100	100	100
54400 Rentals And Leases	9,394	9,600	9,981	9,981
54505 Vehicle Coverage	0	0	459	459
54600 Repairs And Maintenance	61	900	1,380	1,380
54700 Printing And Binding	34	100	100	100
55100 Office Supplies	1,986	3,240	3,240	3,240
55200 Operating Supplies	1,304	5,773	5,777	5,777
55400 Publications, Subscriptions & Membe	2,145	2,585	2,585	2,585
55401 Training	371	1,000	1,000	1,000
106-400-541 Totals	<u>473,742</u>	<u>541,730</u>	<u>559,129</u>	<u>571,920</u>
Support Services Totals	<u>473,742</u>	<u>541,730</u>	<u>559,129</u>	<u>571,920</u>

**Leon County Government
Fiscal Year 2010 Budget**

Organizational Code / Account	FY 2008 Actual	FY 2009 Adopted	FY 2010 Budget	FY 2011 Projected
106-431-541 Transportation Maintenance				
51200 Regular Salaries And Wages	952,527	1,088,081	1,752,881	1,805,436
51400 Overtime	27,656	17,000	42,590	42,590
52100 Fica Taxes	72,267	78,347	135,205	139,216
52200 Retirement Contribution	93,343	105,108	181,318	186,710
52210 Deferred Compensation Match	9,166	0	9,200	9,338
52300 Life & Health Insurance	238,325	323,582	627,131	657,582
52400 Workers Compensation	84,240	88,145	132,880	136,837
53400 Other Contractual Services	292,577	277,491	243,198	243,198
54000 Travel & Per Diem	165	0	0	0
54100 Communications	12,446	13,512	9,530	9,530
54101 Communication - Phone System	0	2,500	2,750	2,750
54200 Postage	69	360	360	360
54300 Utility Services	110,253	118,113	120,589	120,589
54400 Rentals And Leases	3,421	4,062	4,756	4,756
54505 Vehicle Coverage	28,593	24,035	38,221	38,221
54600 Repairs And Maintenance	2,746	5,812	5,812	5,812
54601 Vehicle Repair	109,466	107,618	268,916	268,916
54900 Other Current Charges & Obligations	0	3,790	8,220	8,220
55100 Office Supplies	3,732	4,560	6,195	6,195
55200 Operating Supplies	15,367	19,758	34,176	34,176
55210 Fuel & Oil	107,100	120,306	198,943	198,943
55300 Road Materials And Supplies	351,497	324,819	391,970	391,970
55400 Publications, Subscriptions & Membe	1,109	1,110	1,470	1,470
55401 Training	0	7,941	7,941	7,941
106-431-541 Totals	<u>2,516,065</u>	<u>2,736,050</u>	<u>4,224,252</u>	<u>4,320,756</u>
106-432-541 Right-Of-Way Management				
51200 Regular Salaries And Wages	548,783	642,047	853,061	878,559
51400 Overtime	73,954	63,164	72,814	72,814
52100 Fica Taxes	45,934	47,420	66,332	68,279
52200 Retirement Contribution	60,482	61,055	88,188	90,774
52210 Deferred Compensation Match	4,002	0	4,100	4,162
52300 Life & Health Insurance	149,072	206,541	322,978	338,319
52400 Workers Compensation	59,248	59,298	65,321	67,238
53400 Other Contractual Services	62,313	61,416	158,848	158,848
54300 Utility Services	19,092	23,618	27,183	27,183
54505 Vehicle Coverage	14,649	15,486	12,958	12,958
54601 Vehicle Repair	84,552	86,681	125,138	125,138
54900 Other Current Charges & Obligations	0	3,190	5,705	5,705
55100 Office Supplies	772	1,390	2,730	2,730
55200 Operating Supplies	19,125	30,053	43,921	43,921
55210 Fuel & Oil	100,354	95,480	102,422	102,422
55300 Road Materials And Supplies	8,294	17,666	48,584	48,584
55400 Publications, Subscriptions & Membe	1,361	720	931	931
55401 Training	1,066	3,298	4,690	4,690
106-432-541 Totals	<u>1,253,052</u>	<u>1,418,523</u>	<u>2,005,904</u>	<u>2,053,255</u>

**Leon County Government
Fiscal Year 2010 Budget**

Organizational Code / Account	FY 2008 Actual	FY 2009 Adopted	FY 2010 Budget	FY 2011 Projected
106-438-541 Alternative Stabilization				
51200 Regular Salaries And Wages	298,768	294,346	0	0
51400 Overtime	28,808	51,000	0	0
52100 Fica Taxes	24,325	22,791	0	0
52200 Retirement Contribution	32,222	29,929	0	0
52210 Deferred Compensation Match	4,071	0	0	0
52300 Life & Health Insurance	83,221	94,504	0	0
52400 Workers Compensation	31,711	29,723	0	0
53400 Other Contractual Services	2,355	3,120	0	0
54300 Utility Services	1,453	4,373	0	0
54400 Rentals And Leases	0	1,398	0	0
54505 Vehicle Coverage	35,182	25,860	0	0
54601 Vehicle Repair	114,978	120,781	0	0
54900 Other Current Charges & Obligations	1,415	5,540	0	0
55100 Office Supplies	1,238	1,500	0	0
55200 Operating Supplies	8,222	11,745	0	0
55210 Fuel & Oil	155,281	137,895	0	0
55300 Road Materials And Supplies	31,616	63,227	0	0
55400 Publications, Subscriptions & Membe	587	250	0	0
106-438-541 Totals	<u>855,453</u>	<u>897,982</u>	<u>0</u>	<u>0</u>
122-214-562 Mosquito Control Grant				
54000 Travel & Per Diem	81	700	700	700
54600 Repairs And Maintenance	31	0	0	0
54700 Printing And Binding	2,007	1,000	1,000	1,000
54800 Promotional Activities	4,605	6,725	6,725	6,725
55100 Office Supplies	101	0	0	0
55200 Operating Supplies	13,270	22,300	22,300	22,300
55401 Training	775	4,275	4,275	4,275
122-214-562 Totals	<u>20,869</u>	<u>35,000</u>	<u>35,000</u>	<u>35,000</u>

**Leon County Government
Fiscal Year 2010 Budget**

Organizational Code / Account	FY 2008 Actual	FY 2009 Adopted	FY 2010 Budget	FY 2011 Projected
122-216-562 Mosquito Control				
51200 Regular Salaries And Wages	201,851	172,361	140,660	144,880
51250 Regular OPS Salaries	82,068	98,859	83,044	86,010
51400 Overtime	308	1,000	1,000	1,000
52100 Fica Taxes	21,345	20,234	18,597	19,149
52200 Retirement Contribution	27,456	26,055	24,482	25,207
52210 Deferred Compensation Match	571	0	600	609
52300 Life & Health Insurance	36,096	36,240	34,029	35,538
52400 Workers Compensation	11,492	11,891	9,912	10,205
53400 Other Contractual Services	259,913	14,751	14,751	14,751
54000 Travel & Per Diem	813	856	856	856
54100 Communications	18	240	5,520	5,520
54101 Communication - Phone System	1,021	1,560	1,020	1,020
54200 Postage	948	863	863	863
54300 Utility Services	2,959	2,400	2,400	2,400
54400 Rentals And Leases	659	787	787	787
54500 Insurance	5,037	5,000	5,000	5,000
54505 Vehicle Coverage	39,627	32,800	12,484	12,484
54600 Repairs And Maintenance	3,697	3,228	3,228	3,228
54601 Vehicle Repair	20,821	25,170	26,129	26,129
54700 Printing And Binding	0	1,335	1,335	1,335
54800 Promotional Activities	194	3,000	3,000	3,000
54900 Other Current Charges & Obligations	35	0	0	0
55100 Office Supplies	1,401	1,326	1,326	1,326
55200 Operating Supplies	131,033	116,815	116,815	116,815
55210 Fuel & Oil	31,480	26,580	20,039	20,039
55400 Publications, Subscriptions & Membe	374	300	300	300
56400 Machinery And Equipment	18,300	0	0	0
122-216-562 Totals	<u>899,519</u>	<u>603,651</u>	<u>528,177</u>	<u>538,451</u>
123-433-538 Stormwater Maintenance				
51200 Regular Salaries And Wages	1,229,665	1,895,020	1,216,893	1,253,281
51250 Regular OPS Salaries	0	35,746	0	1,072
51400 Overtime	34,200	18,500	46,506	46,506
52100 Fica Taxes	93,030	142,196	97,983	100,842
52200 Retirement Contribution	128,923	186,410	129,602	133,395
52210 Deferred Compensation Match	10,917	0	14,100	14,312
52300 Life & Health Insurance	319,537	588,369	434,383	454,532
52400 Workers Compensation	118,232	174,659	96,379	99,184
53400 Other Contractual Services	54,888	165,531	82,729	82,729
54000 Travel & Per Diem	0	600	600	600
54100 Communications	0	900	1,620	1,620
54101 Communication - Phone System	0	390	300	300
54200 Postage	0	25	25	25
54300 Utility Services	11,424	27,784	25,759	25,759
54400 Rentals And Leases	767	10,869	10,869	10,869
54505 Vehicle Coverage	31,977	52,945	95,719	95,719
54600 Repairs And Maintenance	20	10,250	10,250	10,250
54601 Vehicle Repair	190,288	320,611	220,344	220,344
54900 Other Current Charges & Obligations	3,334	14,810	55,695	13,835
55100 Office Supplies	800	1,815	480	480
55200 Operating Supplies	23,555	55,154	36,763	36,763
55210 Fuel & Oil	228,011	301,572	128,635	128,635
55300 Road Materials And Supplies	104,111	143,370	108,307	108,307
55400 Publications, Subscriptions & Membe	895	455	645	645
55401 Training	1,032	6,245	4,853	4,853
56400 Machinery And Equipment	0	10,000	0	0
123-433-538 Totals	<u>2,585,605</u>	<u>4,164,226</u>	<u>2,819,439</u>	<u>2,844,857</u>
Operations Totals	<u>8,130,562</u>	<u>9,855,432</u>	<u>9,612,772</u>	<u>9,792,319</u>

**Leon County Government
Fiscal Year 2010 Budget**

Dangerous Animal Classification Committee (Leon County Code of Laws, Chapter 4); Animal Control Ordinance Review Committee (Leon County Code of Laws, Chapter 4)

Organizational Code / Account	FY 2008 Actual	FY 2009 Adopted	FY 2010 Budget	FY 2011 Projected
001-888-562 Line Item - St. Francis Wildlife				
58226 St Francis Wildlife Assn (851)	71,250	0	0	0
001-888-562 Totals	<u>71,250</u>	<u>0</u>	<u>0</u>	<u>0</u>
140-201-562 Animal Services				
51200 Regular Salaries And Wages	224,500	259,208	250,842	258,354
51400 Overtime	24,806	20,143	21,150	22,206
51500 Special Pay	8,645	8,800	8,800	8,800
52100 Fica Taxes	18,675	19,196	19,734	20,309
52200 Retirement Contribution	24,444	24,714	25,984	26,739
52210 Deferred Compensation Match	1,148	0	1,200	1,218
52300 Life & Health Insurance	46,286	64,716	75,517	78,900
52400 Workers Compensation	5,519	4,637	4,020	4,137
53300 Court Reporter Services	0	440	440	440
53400 Other Contractual Services	428,901	443,952	529,220	541,851
54000 Travel & Per Diem	566	1,184	243	243
54100 Communications	6,091	6,653	6,653	6,653
54101 Communication - Phone System	973	1,260	1,300	1,300
54200 Postage	110	300	300	300
54400 Rentals And Leases	1,348	1,406	1,406	1,406
54505 Vehicle Coverage	4,890	5,708	6,158	6,158
54600 Repairs And Maintenance	470	400	400	400
54601 Vehicle Repair	13,532	18,342	17,992	17,992
54700 Printing And Binding	945	800	800	800
54800 Promotional Activities	2,487	2,500	2,500	2,500
54908 Other Current Charges & Obligations	0	1,200	1,200	1,200
55100 Office Supplies	1,324	1,397	1,397	1,397
55200 Operating Supplies	6,808	7,210	7,210	7,210
55210 Fuel & Oil	36,872	38,354	21,716	21,716
55400 Publications, Subscriptions & Membe	502	472	536	536
55401 Training	2,945	3,686	8,252	3,686
58226 St Francis Wildlife Assn (851)	0	71,250	71,250	71,250
140-201-562 Totals	<u>862,783</u>	<u>1,007,928</u>	<u>1,086,220</u>	<u>1,107,701</u>
Animal Services Totals	<u>934,033</u>	<u>1,007,928</u>	<u>1,086,220</u>	<u>1,107,701</u>

**Leon County Government
Fiscal Year 2010 Budget**

Organizational Code / Account	FY 2008 Actual	FY 2009 Adopted	FY 2010 Budget	FY 2011 Projected
106-414-541 Engineering Services				
51200 Regular Salaries And Wages	1,779,901	1,857,871	1,854,556	1,909,823
51400 Overtime	15,547	7,500	7,500	7,500
52100 Fica Taxes	133,011	137,843	142,745	147,075
52200 Retirement Contribution	173,798	182,160	196,112	201,826
52210 Deferred Compensation Match	10,566	0	10,600	10,759
52300 Life & Health Insurance	304,799	344,024	381,453	399,196
52400 Workers Compensation	37,880	31,500	27,950	28,778
53100 Professional Services	92,145	141,142	362,543	362,543
53400 Other Contractual Services	57,521	56,433	56,743	56,743
54000 Travel & Per Diem	948	5,663	5,663	5,663
54100 Communications	5,922	7,728	7,728	7,728
54101 Communication - Phone System	0	2,920	0	0
54200 Postage	675	900	900	900
54505 Vehicle Coverage	10,404	9,865	7,967	7,967
54600 Repairs And Maintenance	1,100	1,100	1,100	1,100
54601 Vehicle Repair	17,628	12,002	13,086	13,086
54700 Printing And Binding	3,136	400	400	400
54900 Other Current Charges & Obligations	833	2,300	2,300	2,300
55100 Office Supplies	12,285	12,925	13,225	13,225
55200 Operating Supplies	8,460	11,394	1,353	1,353
55210 Fuel & Oil	33,030	33,564	19,514	19,514
55400 Publications, Subscriptions & Membe	3,306	9,533	10,118	10,118
55401 Training	2,552	14,950	12,950	12,950
56400 Machinery And Equipment	0	0	60,000	2,070
106-414-541 Totals	<u>2,705,447</u>	<u>2,883,717</u>	<u>3,196,506</u>	<u>3,222,617</u>
123-726-537 Water Quality & TMDL Monitoring				
53100 Professional Services	353,171	408,630	0	0
53400 Other Contractual Services	34,259	46,035	48,000	50,000
123-726-537 Totals	<u>387,430</u>	<u>454,665</u>	<u>48,000</u>	<u>50,000</u>
Engineering Services Totals	<u>3,092,877</u>	<u>3,338,382</u>	<u>3,244,506</u>	<u>3,272,617</u>

**Leon County Government
Fiscal Year 2010 Budget**

Organizational Code / Account	FY 2008 Actual	FY 2009 Adopted	FY 2010 Budget	FY 2011 Projected
505-425-591 Fleet Maintenance				
51200 Regular Salaries And Wages	386,524	410,666	408,160	420,389
51400 Overtime	2,689	3,000	3,000	3,000
52100 Fica Taxes	28,733	30,162	31,500	32,436
52200 Retirement Contribution	38,554	38,834	41,464	42,694
52210 Deferred Compensation Match	2,894	0	2,900	2,944
52300 Life & Health Insurance	88,607	96,482	107,429	112,573
52400 Workers Compensation	10,705	10,170	8,605	8,860
53400 Other Contractual Services	10,686	14,120	14,120	14,120
54000 Travel & Per Diem	0	500	500	500
54100 Communications	0	1,980	1,980	1,980
54101 Communication - Phone System	960	1,470	1,120	1,120
54200 Postage	72	75	75	75
54300 Utility Services	3,213	30,000	30,000	30,000
54400 Rentals And Leases	1,140	1,860	1,860	1,860
54505 Vehicle Coverage	6,489	6,226	6,116	6,116
54600 Repairs And Maintenance	607,285	757,336	757,336	757,336
54601 Vehicle Repair	7,693	16,856	13,058	13,058
54700 Printing And Binding	547	550	550	550
55100 Office Supplies	1,315	1,405	1,405	1,405
55200 Operating Supplies	1,822,902	1,724,805	1,487,478	1,487,478
55210 Fuel & Oil	8,257	5,757	6,277	6,277
55400 Publications, Subscriptions & Membe	724	1,000	1,000	1,000
55401 Training	680	7,010	5,010	5,010
56400 Machinery And Equipment	40,890	0	0	0
505-425-591 Totals	<u>3,071,560</u>	<u>3,160,264</u>	<u>2,930,943</u>	<u>2,950,781</u>
Fleet Management Totals	<u>3,071,560</u>	<u>3,160,264</u>	<u>2,930,943</u>	<u>2,950,781</u>

**Leon County Government
Fiscal Year 2010 Budget**

Organizational Code / Account	FY 2008 Actual	FY 2009 Adopted	FY 2010 Budget	FY 2011 Projected
123-213-562 Stormwater Maint.				
51200 Regular Salaries And Wages	447,989	0	0	0
51250 Regular OPS Salaries	23,282	0	0	0
51400 Overtime	7,334	0	0	0
52100 Fica Taxes	35,343	0	0	0
52200 Retirement Contribution	46,392	0	0	0
52210 Deferred Compensation Match	3,027	0	0	0
52300 Life & Health Insurance	104,059	0	0	0
52400 Workers Compensation	36,219	0	0	0
53400 Other Contractual Services	24,328	0	0	0
54000 Travel & Per Diem	115	0	0	0
54100 Communications	655	0	0	0
54200 Postage	14	0	0	0
54300 Utility Services	7,290	0	0	0
54400 Rentals And Leases	887	0	0	0
54505 Vehicle Coverage	14,598	0	0	0
54600 Repairs And Maintenance	7,302	0	0	0
54601 Vehicle Repair	76,773	0	0	0
54900 Other Current Charges & Obligations	3,779	0	0	0
55100 Office Supplies	792	0	0	0
55200 Operating Supplies	24,776	0	0	0
55210 Fuel & Oil	69,557	0	0	0
55300 Road Materials And Supplies	21,761	0	0	0
55400 Publications, Subscriptions & Membe	484	0	0	0
55401 Training	460	0	0	0
123-213-562 Totals	<u>957,215</u>	<u>0</u>	<u>0</u>	<u>0</u>
Mosquito Control Totals	<u>957,215</u>	<u>0</u>	<u>0</u>	<u>0</u>

**Leon County Government
Fiscal Year 2010 Budget**

Organizational Code / Account	FY 2008 Actual	FY 2009 Adopted	FY 2010 Budget	FY 2011 Projected
140-436-572 Parks and Recreation Services				
51200 Regular Salaries And Wages	859,022	862,197	825,149	849,643
51400 Overtime	34,566	30,120	30,120	30,120
52100 Fica Taxes	66,428	63,755	63,837	65,708
52200 Retirement Contribution	82,850	82,916	84,864	87,352
52210 Deferred Compensation Match	3,149	0	3,200	3,248
52300 Life & Health Insurance	194,129	216,423	237,957	249,206
52400 Workers Compensation	41,031	39,030	33,781	34,765
53100 Professional Services	5,722	4,112	4,112	4,112
53400 Other Contractual Services	198,010	250,490	287,690	287,690
54000 Travel & Per Diem	415	866	866	866
54100 Communications	13,345	8,065	12,770	12,770
54101 Communication - Phone System	1,610	1,510	1,750	1,750
54200 Postage	186	300	300	300
54300 Utility Services	150,828	207,888	217,888	254,388
54400 Rentals And Leases	12,381	3,001	3,001	3,001
54505 Vehicle Coverage	15,168	17,846	28,672	28,672
54600 Repairs And Maintenance	107	0	0	0
54601 Vehicle Repair	59,179	65,001	81,750	81,750
54700 Printing And Binding	1,628	1,410	650	650
54800 Promotional Activities	243	500	250	250
55100 Office Supplies	1,018	900	900	900
55200 Operating Supplies	180,687	147,986	152,496	169,996
55210 Fuel & Oil	94,777	84,501	70,602	73,602
55300 Road Materials And Supplies	153,817	49,100	49,100	49,100
55400 Publications, Subscriptions & Membe	834	895	895	895
55401 Training	4,030	5,955	6,255	9,255
56300 Improvements Other Than Buildings	2,450	0	0	0
56400 Machinery And Equipment	40,927	40,000	42,550	41,400
140-436-572 Totals	<u>2,218,536</u>	<u>2,184,767</u>	<u>2,241,405</u>	<u>2,341,389</u>
Parks & Recreation Totals	<u>2,218,536</u>	<u>2,184,767</u>	<u>2,241,405</u>	<u>2,341,389</u>

**Leon County Government
Fiscal Year 2010 Budget**

Organizational Code / Account	FY 2008 Actual	FY 2009 Adopted	FY 2010 Budget	FY 2011 Projected
401-435-534 Landfill Closure				
51400 Overtime	6,386	14,000	14,000	14,000
52100 Fica Taxes	481	0	0	0
52200 Retirement Contribution	629	0	0	0
52300 Life & Health Insurance	1,226	0	0	0
52400 Workers Compensation	926	0	0	0
53100 Professional Services	6,000	9,000	60,125	60,125
53400 Other Contractual Services	7,622	411,700	423,331	435,311
54900 Other Current Charges & Obligations	0	0	4,000	4,000
55200 Operating Supplies	3,101	19,125	20,000	20,400
401-435-534 Totals	<u>26,372</u>	<u>453,825</u>	<u>521,456</u>	<u>533,836</u>
401-437-534 Rural Waste Service Centers				
51200 Regular Salaries And Wages	250,793	235,977	242,623	249,876
51250 Regular OPS Salaries	25,165	26,047	26,047	26,828
51400 Overtime	25,863	19,961	25,961	25,961
52100 Fica Taxes	22,400	19,758	21,369	21,983
52200 Retirement Contribution	28,328	26,130	28,580	29,401
52210 Deferred Compensation Match	910	0	1,000	1,015
52300 Life & Health Insurance	69,846	77,292	89,269	93,169
52400 Workers Compensation	43,030	36,120	32,587	33,522
52600 Class C Travel	0	97	0	0
53400 Other Contractual Services	49,580	37,419	34,544	34,544
54000 Travel & Per Diem	44	108	275	275
54100 Communications	531	1,008	500	500
54300 Utility Services	312,186	320,552	8,444	8,444
54400 Rentals And Leases	1,444	1,925	1,800	1,800
54505 Vehicle Coverage	12,559	10,747	7,265	7,265
54600 Repairs And Maintenance	7,586	4,500	10,088	10,088
54601 Vehicle Repair	33,836	54,770	43,724	43,724
54700 Printing And Binding	265	550	550	550
54800 Promotional Activities	0	0	2,000	2,000
54900 Other Current Charges & Obligations	0	4,088	286,851	297,066
55100 Office Supplies	189	1,105	580	580
55200 Operating Supplies	4,765	4,500	5,388	5,388
55210 Fuel & Oil	25,832	31,903	43,275	43,275
55400 Publications, Subscriptions & Membe	0	150	150	150
55401 Training	200	1,000	1,000	1,000
401-437-534 Totals	<u>915,352</u>	<u>915,707</u>	<u>913,870</u>	<u>938,404</u>

**Leon County Government
Fiscal Year 2010 Budget**

Organizational Code / Account	FY 2008 Actual	FY 2009 Adopted	FY 2010 Budget	FY 2011 Projected
401-441-534 Transfer Station Operations				
51200 Regular Salaries And Wages	416,525	388,057	366,214	377,145
51400 Overtime	50,113	31,960	44,985	44,985
52100 Fica Taxes	34,788	28,861	28,542	29,374
52200 Retirement Contribution	42,742	38,298	37,704	38,806
52210 Deferred Compensation Match	3,256	0	3,300	3,350
52300 Life & Health Insurance	86,394	100,482	98,650	103,181
52400 Workers Compensation	54,466	44,649	35,933	36,991
52600 Class C Travel	0	100	0	0
53100 Professional Services	0	5,000	5,000	5,000
53400 Other Contractual Services	5,091,729	5,473,078	4,335,985	4,710,518
54000 Travel & Per Diem	0	3,720	1,715	1,715
54100 Communications	212	1,380	1,412	1,412
54101 Communication - Phone System	0	0	530	530
54200 Postage	0	500	25	25
54300 Utility Services	161,244	74,537	58,440	58,440
54400 Rentals And Leases	884	7,350	3,800	3,800
54505 Vehicle Coverage	5,813	5,717	2,249	2,249
54600 Repairs And Maintenance	33,092	50,250	27,897	27,897
54601 Vehicle Repair	46,072	49,951	98,681	98,681
54700 Printing And Binding	110	2,664	2,700	2,700
54800 Promotional Activities	0	500	500	500
54900 Other Current Charges & Obligations	108	7,000	0	0
55100 Office Supplies	570	870	870	870
55200 Operating Supplies	13,719	9,585	13,948	13,948
55210 Fuel & Oil	126,262	78,186	109,919	109,919
55400 Publications, Subscriptions & Membe	169	459	171	171
55401 Training	0	1,210	1,050	1,050
401-441-534 Totals	<u>6,168,267</u>	<u>6,404,364</u>	<u>5,280,220</u>	<u>5,673,257</u>

**Leon County Government
Fiscal Year 2010 Budget**

Organizational Code / Account	FY 2008 Actual	FY 2009 Adopted	FY 2010 Budget	FY 2011 Projected
401-442-534 Solid Waste Management Facility				
51200 Regular Salaries And Wages	504,719	581,415	370,789	381,901
51400 Overtime	31,852	27,816	17,816	17,816
52100 Fica Taxes	39,817	43,240	28,913	29,765
52200 Retirement Contribution	55,941	57,151	38,480	39,609
52210 Deferred Compensation Match	2,614	0	2,700	2,741
52300 Life & Health Insurance	126,155	165,822	117,738	123,222
52400 Workers Compensation	65,458	65,059	27,913	28,728
52600 Class C Travel	0	1,455	0	0
53100 Professional Services	118,348	45,000	55,797	55,797
53400 Other Contractual Services	268,144	252,950	840,190	841,695
54000 Travel & Per Diem	586	1,900	2,350	2,350
54100 Communications	1,367	1,740	1,260	1,260
54101 Communication - Phone System	4,871	4,200	4,060	4,060
54200 Postage	661	3,600	1,200	1,200
54300 Utility Services	71,920	113,208	229,730	229,730
54400 Rentals And Leases	9,863	8,200	8,250	8,250
54505 Vehicle Coverage	7,137	13,007	7,668	7,668
54600 Repairs And Maintenance	17,797	9,000	14,700	14,700
54601 Vehicle Repair	110,524	180,846	137,514	137,514
54700 Printing And Binding	444	6,030	3,000	3,000
54800 Promotional Activities	0	3,500	1,500	1,500
54900 Other Current Charges & Obligations	18,953	2,700	250	250
55100 Office Supplies	1,364	3,000	3,000	3,000
55200 Operating Supplies	33,207	27,365	49,593	49,593
55210 Fuel & Oil	164,826	178,684	102,600	102,600
55400 Publications, Subscriptions & Membe	1,142	1,244	1,244	1,244
55401 Training	1,200	5,960	2,390	2,390
56400 Machinery And Equipment	5,688	0	0	0
401-442-534 Totals	<u>1,664,596</u>	<u>1,804,092</u>	<u>2,070,645</u>	<u>2,091,583</u>
401-443-534 Hazardous Waste				
51200 Regular Salaries And Wages	131,678	120,048	120,861	124,487
51250 Regular OPS Salaries	1,888	10,258	15,258	15,716
51400 Overtime	18,117	10,000	19,000	19,000
52100 Fica Taxes	11,497	9,816	10,962	11,276
52200 Retirement Contribution	14,309	12,639	14,431	14,843
52210 Deferred Compensation Match	864	0	900	914
52300 Life & Health Insurance	14,624	13,813	24,245	25,079
52400 Workers Compensation	18,626	18,111	11,962	12,295
52600 Class C Travel	0	150	0	0
53400 Other Contractual Services	98,253	140,476	119,206	119,206
54000 Travel & Per Diem	0	4,150	4,157	4,157
54100 Communications	35	1,872	420	420
54101 Communication - Phone System	0	0	275	275
54200 Postage	0	0	25	25
54300 Utility Services	5,163	7,420	7,420	7,420
54505 Vehicle Coverage	3,640	1,321	2,249	2,249
54600 Repairs And Maintenance	404	2,400	2,400	2,400
54601 Vehicle Repair	2,291	1,752	3,155	3,155
54700 Printing And Binding	61	1,868	1,000	1,000
54900 Other Current Charges & Obligations	0	1,000	0	0
55100 Office Supplies	200	664	550	550
55200 Operating Supplies	35,157	19,932	36,000	36,000
55210 Fuel & Oil	1,541	1,775	1,670	1,670
55400 Publications, Subscriptions & Membe	267	717	321	321
55401 Training	365	1,000	1,000	1,000
401-443-534 Totals	<u>358,981</u>	<u>381,182</u>	<u>397,467</u>	<u>403,458</u>

**Leon County Government
Fiscal Year 2010 Budget**

Organizational Code / Account	FY 2008 Actual	FY 2009 Adopted	FY 2010 Budget	FY 2011 Projected
401-471-534 Recycling Services & Education				
51200 Regular Salaries And Wages	95,236	121,398	119,110	122,683
51400 Overtime	8,777	11,720	8,837	8,837
52100 Fica Taxes	7,813	9,131	9,388	9,661
52200 Retirement Contribution	9,969	11,757	12,357	12,717
52210 Deferred Compensation Match	618	0	700	711
52300 Life & Health Insurance	17,542	31,236	25,792	26,890
52400 Workers Compensation	11,467	11,808	10,035	10,335
52600 Class C Travel	0	1,455	0	0
53100 Professional Services	12,877	40,000	40,000	40,000
53400 Other Contractual Services	173,440	157,823	159,844	159,844
54000 Travel & Per Diem	527	1,595	4,150	4,150
54100 Communications	331	1,980	1,980	1,980
54101 Communication - Phone System	0	0	270	270
54200 Postage	80	500	500	500
54300 Utility Services	20,706	12,720	4,000	4,000
54400 Rentals And Leases	-1,690	0	1,500	1,500
54505 Vehicle Coverage	14,348	0	6,342	6,342
54600 Repairs And Maintenance	6,834	0	7,200	7,200
54601 Vehicle Repair	0	0	10,274	10,274
54700 Printing And Binding	1,104	0	1,200	1,200
54800 Promotional Activities	11,756	13,150	11,150	11,150
55100 Office Supplies	411	600	600	600
55200 Operating Supplies	9,545	6,448	9,441	9,441
55210 Fuel & Oil	11,280	18,090	19,535	19,535
55400 Publications, Subscriptions & Membe	681	540	602	602
55401 Training	797	0	0	0
401-471-534 Totals	<u>414,449</u>	<u>451,951</u>	<u>464,807</u>	<u>470,422</u>
Solid Waste Totals	<u>9,548,016</u>	<u>10,411,121</u>	<u>9,648,465</u>	<u>10,110,960</u>

**Leon County Government
Fiscal Year 2010 Budget**

Organizational Code / Account	FY 2008 Actual	FY 2009 Adopted	FY 2010 Budget	FY 2011 Projected
001-132-586 Clerk - Finance Administration				
59302 Budget Transfers	1,503,145	1,542,915	1,630,613	1,668,175
001-132-586 Totals	<u>1,503,145</u>	<u>1,542,915</u>	<u>1,630,613</u>	<u>1,668,175</u>
110-537-614 Clerk - Article V Expenses				
54913 Clerk Circuit Court Fees	419,220	384,164	405,082	413,183
110-537-614 Totals	<u>419,220</u>	<u>384,164</u>	<u>405,082</u>	<u>413,183</u>
Clerk of the Court Totals	<u>1,922,365</u>	<u>1,927,079</u>	<u>2,035,695</u>	<u>2,081,358</u>

**Leon County Government
Fiscal Year 2010 Budget**

Organizational Code / Account	FY 2008 Actual	FY 2009 Adopted	FY 2010 Budget	FY 2011 Projected
001-512-586 Property Appraiser				
59306 Budget Transfer	4,479,165	4,559,707	4,453,138	4,631,592
001-512-586 Totals	<u>4,479,165</u>	<u>4,559,707</u>	<u>4,453,138</u>	<u>4,631,592</u>
Property Appraiser Totals	<u>4,479,165</u>	<u>4,559,707</u>	<u>4,453,138</u>	<u>4,631,592</u>

**Leon County Government
Fiscal Year 2010 Budget**

Organizational Code / Account	FY 2008 Actual	FY 2009 Adopted	FY 2010 Budget	FY 2011 Projected
110-510-586 Law Enforcement				
51100 Executive Salaries	0	138,630	138,806	142,970
51200 Regular Salaries And Wages	17,588,666	18,034,457	17,424,579	17,947,316
51400 Overtime	1,092,779	857,350	775,000	775,000
51500 Special Pay	178,568	140,112	154,500	154,500
52100 Fica Taxes	1,412,572	1,350,798	1,406,307	1,462,559
52200 Retirement Contribution	3,453,544	3,232,554	3,477,181	3,581,496
52300 Life & Health Insurance	2,868,455	3,011,993	3,289,120	3,515,220
52400 Workers Compensation	614,102	535,807	546,674	568,541
52500 Unemployment Compensation	1,973	10,000	10,000	10,000
52600 Class C Travel	941	0	0	0
53100 Professional Services	13,426	0	0	0
53143 Other Administrative / Professional	0	24,000	24,000	24,000
53144 Professional Services / Medical	30,520	34,090	34,090	34,090
53400 Other Contractual Services	119,358	131,750	123,750	123,750
53500 Investigations	125,000	120,000	120,000	120,000
54000 Travel & Per Diem	24,686	0	0	0
54041 Travel and Per Diem	0	28,720	28,700	28,700
54042 Travel / Private Vehicle	321	1,000	1,000	1,000
54100 Communications	301,312	320,922	317,304	317,304
54200 Postage	20,959	31,800	25,200	25,200
54300 Utility Services	239,723	267,180	276,780	276,780
54400 Rentals And Leases	57,592	0	0	0
54442 Rentals and Leases / Radios	5,405	8,000	0	0
54443 Rentals and Leases / Other	0	56,673	82,906	82,906
54506 Property Insurance	49,066	48,642	32,110	32,110
54541 Insurance / Auto	180,806	149,481	158,493	158,493
54542 Insurance / Professional Liability	355,476	309,933	299,100	299,100
54545 Insurance / Aircraft	0	33,951	31,000	31,000
54641 Repair and Maintenance / Autos	205,119	353,656	332,187	332,187
54643 Repair and Maintenance / Radios	121,223	108,988	98,988	98,988
54644 Repair and Maintenance / Office Equipment	168,419	171,535	192,110	192,110
54646 Repair and Maintenance / Facilities	117,340	126,300	131,059	131,059
54700 Printing And Binding	65,169	69,000	68,750	68,750
54900 Other Current Charges & Obligations	65,532	0	0	0
54942 Other Current Charges / Auto	21,562	66,025	82,585	82,585
54948 Other Current Charges / Other	0	85,463	54,280	54,280
54949 Uniform Cleaning	41,756	46,920	39,120	39,120
54950 Tuition Assistance	7,850	0	7,500	7,500
55100 Office Supplies	57,778	38,495	38,495	38,495
55200 Operating Supplies	262,264	0	0	0
55210 Fuel & Oil	919,832	0	0	0
55240 Data Processing Supplies	0	28,000	28,000	28,000
55241 Operating Supplies / Fuel and Lubrication	0	873,407	669,231	669,231
55242 Operating Supplies / Ammo	75,678	71,000	78,000	78,000
55243 Operating Supplies / Fingerprinting - Photographs	0	8,750	0	0
55244 Operating Supplies / Investigative	17,275	35,000	25,000	25,000
55248 Operating Supplies / Motorcycles and Boats	3,132	7,500	6,500	6,500
55249 Operating Supplies / Miscellaneous	29,656	402,050	166,029	166,029
55250 Operating Supplies / Uniforms	229,275	208,025	292,475	292,475
55400 Publications, Subscriptions & Membe	41,661	38,970	39,421	39,421
55401 Training	32,475	20,750	20,750	20,750
56400 Machinery And Equipment	314,348	0	0	0
56415 Machinery and Equipment - Motorcycle/Boat	101,511	0	0	0
56441 Machinery and Equipment / Auto	977,698	800,244	847,500	847,500
56444 Machinery and Equipment / Office	0	150,000	104,630	104,630
56445 Machinery and Equipment / Investigation	0	0	47,465	47,465
56480 Machinery and Equipment - Other	13,391	0	115,000	119,025
59000 Sheriff Contingency - Operating	0	100,000	100,000	100,000
59010 Sheriff - Less SRO Contract	0	-1,046,649	-1,075,520	-1,075,520

**Leon County Government
Fiscal Year 2010 Budget**

Organizational Code / Account	FY 2008 Actual	FY 2009 Adopted	FY 2010 Budget	FY 2011 Projected
110-510-586 Law Enforcement				
59020 Sheriff - Less Salary Lapse	0	-156,958	-157,431	-157,431
110-510-586 Totals	<u>32,625,194</u>	<u>31,484,314</u>	<u>31,128,724</u>	<u>32,068,184</u>
110-511-586 Corrections				
51200 Regular Salaries And Wages	11,325,172	12,745,428	12,751,168	13,509,549
51400 Overtime	890,368	622,500	585,000	585,000
51500 Special Pay	36,602	39,808	41,360	41,360
52100 Fica Taxes	910,960	976,810	1,023,381	1,064,316
52200 Retirement Contribution	2,311,988	2,491,554	2,645,973	2,751,812
52300 Life & Health Insurance	2,342,298	2,914,461	3,112,559	3,326,771
52400 Workers Compensation	440,505	423,267	414,141	430,707
52500 Unemployment Compensation	7,586	20,000	20,000	20,000
52600 Class C Travel	15	0	0	0
53144 Professional Services / Medical	10,540	31,080	31,080	31,080
53400 Other Contractual Services	6,310,716	6,443,224	6,179,009	6,179,009
54000 Travel & Per Diem	7,042	0	0	0
54041 Travel and Per Diem	0	6,220	5,500	5,500
54042 Travel / Private Vehicle	929	2,000	2,000	2,000
54100 Communications	106,095	106,974	105,768	105,768
54200 Postage	3,069	10,000	5,800	5,800
54300 Utility Services	1,100,087	1,177,800	1,212,400	1,212,400
54400 Rentals And Leases	25,296	0	0	0
54443 Rentals and Leases / Other	0	23,160	23,160	23,160
54506 Property Insurance	419,407	306,432	193,836	193,836
54541 Insurance / Auto	13,701	11,401	11,365	11,365
54542 Insurance / Professional Liability	251,355	246,681	234,467	234,467
54544 Insurance Prisoner/Medical	61,452	65,153	68,255	68,255
54641 Repair and Maintenance / Autos	30,753	28,279	27,969	27,969
54643 Repair and Maintenance / Radios	14,914	20,000	10,000	10,000
54644 Repair and Maintenance / Office Equipment	52,738	55,100	100,981	100,981
54646 Repair and Maintenance / Facilities	366,944	462,650	422,350	422,350
54700 Printing And Binding	11,071	9,500	10,000	10,000
54900 Other Current Charges & Obligations	13,194	0	0	0
54945 Other Current Charges / Miscellaneous1	0	0	44,600	44,600
54948 Other Current Charges / Other	0	2,500	8,000	8,000
54949 Uniform Cleaning	0	28,060	0	0
54950 Tuition Assistance	31,177	0	3,000	3,000
55100 Office Supplies	20,074	27,895	27,895	27,895
55200 Operating Supplies	57,084	0	0	0
55210 Fuel & Oil	38,479	0	0	0
55240 Data Processing Supplies	0	26,000	26,000	26,000
55241 Operating Supplies / Fuel and Lubrication	0	42,002	31,529	31,529
55242 Operating Supplies / Ammo	10,000	0	0	0
55246 Operating Supplies / Other Jail Supplies	378,076	382,500	375,000	375,000
55249 Operating Supplies / Miscellaneous	20,598	59,300	66,550	66,550
55250 Operating Supplies / Uniforms	140,017	97,600	102,000	102,000
55400 Publications, Subscriptions & Membe	4,328	1,539	1,539	1,539
55401 Training	29,009	2,500	2,500	2,500
56400 Machinery And Equipment	36,419	0	0	0
56441 Machinery and Equipment / Auto	67,740	0	0	0
56442 Machinery and Equipment - Jail	19,533	20,000	30,000	31,080
56444 Machinery and Equipment / Office	0	20,000	20,000	20,720
56448 Machinery and Equipment / Other	0	10,000	0	0
56480 Machinery and Equipment - Other	12,738	0	0	0
59000 Sheriff Contingency - Operating	0	100,000	100,000	100,000
59020 Sheriff - Less Salary Lapse	0	-504,457	-657,533	-657,533
110-511-586 Totals	<u>27,930,069</u>	<u>29,554,921</u>	<u>29,418,602</u>	<u>30,556,335</u>

**Leon County Government
Fiscal Year 2010 Budget**

Organizational Code / Account	FY 2008 Actual	FY 2009 Adopted	FY 2010 Budget	FY 2011 Projected
125-864-525 Emergency Management				
59304 Budget Transfer	123,711	121,155	121,155	121,155
125-864-525 Totals	<u>123,711</u>	<u>121,155</u>	<u>121,155</u>	<u>121,155</u>
130-180-586 Enhanced 9-1-1				
51200 Regular Salaries And Wages	170,301	177,766	175,752	175,752
51400 Overtime	2,455	8,000	8,000	8,000
52100 Fica Taxes	12,781	13,675	14,057	14,057
52200 Retirement Contribution	18,221	18,805	19,848	19,848
52300 Life & Health Insurance	40,866	44,939	47,543	47,543
52400 Workers Compensation	723	647	641	641
53400 Other Contractual Services	587	20,000	0	0
54000 Travel & Per Diem	4,953	11,875	11,875	11,875
54100 Communications	18,812	18,810	20,676	20,676
54110 Com-net Communications	351,178	420,000	360,000	360,000
54200 Postage	399	900	900	900
54400 Rentals And Leases	4,075	5,196	5,664	5,664
54542 Insurance / Professional Liability	1,545	1,550	1,400	1,400
54600 Repairs And Maintenance	217,996	217,992	217,996	217,996
54644 Repair and Maintenance / Office Equipment	6,760	2,925	55,056	55,056
54700 Printing And Binding	0	6,650	7,500	7,500
54900 Other Current Charges & Obligations	0	7,213	9,981	9,981
55100 Office Supplies	1,694	8,860	6,500	6,500
55200 Operating Supplies	11,619	10,000	0	0
55240 Data Processing Supplies	83	4,650	1,000	1,000
55400 Publications, Subscriptions & Membe	744	1,955	2,015	2,015
55401 Training	166	12,596	12,596	12,596
56400 Machinery And Equipment	341,281	0	0	0
59900 Budgeted Contingency	0	252,000	305,000	305,000
130-180-586 Totals	<u>1,207,239</u>	<u>1,267,004</u>	<u>1,284,000</u>	<u>1,284,000</u>
Sheriff Totals	<u>61,886,213</u>	<u>62,427,394</u>	<u>61,952,481</u>	<u>64,029,674</u>

**Leon County Government
Fiscal Year 2010 Budget**

Organizational Code / Account	FY 2008 Actual	FY 2009 Adopted	FY 2010 Budget	FY 2011 Projected
060-520-513 Voter Registration				
51100 Executive Salaries	111,637	121,245	111,786	115,140
51200 Regular Salaries And Wages	994,523	957,392	986,232	1,003,839
52100 Fica Taxes	80,471	86,236	84,125	86,830
52200 Retirement Contribution	134,396	131,530	131,429	135,325
52210 Deferred Compensation Match	1,911	0	2,300	2,300
52300 Life & Health Insurance	133,125	167,353	157,323	164,677
52400 Workers Compensation	8,824	11,193	10,000	10,000
53100 Professional Services	0	7,000	2,000	2,000
53400 Other Contractual Services	775	4,000	6,500	6,500
54000 Travel & Per Diem	8,296	12,540	10,000	10,000
54100 Communications	7,081	7,000	7,000	7,000
54101 Communication - Phone System	1,898	5,650	6,090	6,090
54200 Postage	46,568	83,810	83,810	83,810
54400 Rentals And Leases	35,984	39,250	34,000	34,150
54600 Repairs And Maintenance	64,449	46,450	46,967	50,504
54601 Vehicle Repair	449	632	1,679	1,679
54700 Printing And Binding	6,742	32,700	52,200	46,200
54900 Other Current Charges & Obligations	10,484	5,850	10,750	5,750
55100 Office Supplies	11,467	10,000	10,000	10,000
55200 Operating Supplies	8,131	6,500	10,000	10,000
55210 Fuel & Oil	1,904	1,580	2,823	2,823
55400 Publications, Subscriptions & Membe	7,036	7,450	7,185	7,185
55401 Training	6,279	16,000	10,000	15,000
56410 Machinery & Equipment <\$750	30,238	5,000	5,000	5,000
060-520-513 Totals	<u>1,712,669</u>	<u>1,766,361</u>	<u>1,789,199</u>	<u>1,821,802</u>
060-521-513 Elections				
51250 Regular OPS Salaries	297,453	213,200	215,000	221,450
51300 Other Salaries & Wages	61,880	0	0	0
52100 Fica Taxes	27,489	15,685	15,545	15,619
52200 Retirement Contribution	29,462	17,273	21,651	22,300
52400 Workers Compensation	2,879	2,155	2,365	1,838
53100 Professional Services	32,292	31,500	31,000	11,000
53400 Other Contractual Services	475,778	393,000	431,600	391,600
53442 Other Cont / Elec Temp Agency Help	2,785	0	0	0
54000 Travel & Per Diem	8,829	7,000	5,500	5,500
54100 Communications	8,073	8,000	33,000	8,000
54101 Communication - Phone System	18,680	22,550	14,830	14,830
54200 Postage	167,788	122,550	221,070	108,370
54300 Utility Services	0	0	20,000	20,000
54400 Rentals And Leases	46,447	44,000	301,300	300,575
54505 Vehicle Coverage	1,021	1,959	1,446	1,446
54600 Repairs And Maintenance	57,946	59,000	69,350	70,235
54700 Printing And Binding	382,228	142,000	190,550	114,200
54715 Printing & Binding / Voter Materials	396	0	0	0
54900 Other Current Charges & Obligations	71,707	39,000	56,500	42,250
55100 Office Supplies	28,015	25,000	20,000	15,000
55200 Operating Supplies	23,674	0	15,000	10,000
55210 Fuel & Oil	630	750	1,080	1,080
55401 Training	2,799	7,000	5,000	5,000
56410 Machinery & Equipment <\$750	0	0	6,000	0
060-521-513 Totals	<u>1,748,251</u>	<u>1,151,622</u>	<u>1,677,787</u>	<u>1,380,293</u>
060-521-586 Elections				
59308 SOE-BUDGET TRANSFER	268,290	0	0	0
060-521-586 Totals	<u>268,290</u>	<u>0</u>	<u>0</u>	<u>0</u>

**Leon County Government
Fiscal Year 2010 Budget**

Organizational Code / Account	FY 2008 Actual	FY 2009 Adopted	FY 2010 Budget	FY 2011 Projected
060-525-513 SOE Grants				
54810 Voter Education Promotion	32,764	0	0	0
54811 Poll Worker Education	14,550	0	0	0
060-525-513 Totals	<u>47,314</u>	<u>0</u>	<u>0</u>	<u>0</u>
Supervisor of Elections Totals	<u>3,776,524</u>	<u>2,917,983</u>	<u>3,466,986</u>	<u>3,202,095</u>

**Leon County Government
Fiscal Year 2010 Budget**

Organizational Code / Account	FY 2008 Actual	FY 2009 Adopted	FY 2010 Budget	FY 2011 Projected
001-513-586 Tax Collector				
59307 Budget Transfer	4,597,649	4,876,000	4,572,000	4,617,000
001-513-586 Totals	<u>4,597,649</u>	<u>4,876,000</u>	<u>4,572,000</u>	<u>4,617,000</u>
060-520-586 Elections				
59308 SOE- Budget Transfer	147,217	0	0	0
060-520-586 Totals	<u>147,217</u>	<u>0</u>	<u>0</u>	<u>0</u>
123-513-586 Tax Collector				
59307 Budget Transfer	17,080	16,391	16,883	17,389
123-513-586 Totals	<u>17,080</u>	<u>16,391</u>	<u>16,883</u>	<u>17,389</u>
135-513-586 Tax Collector				
59307 Budget Transfer	164,900	164,900	173,150	181,800
135-513-586 Totals	<u>164,900</u>	<u>164,900</u>	<u>173,150</u>	<u>181,800</u>
162-513-586 Tax Collector				
59307 Budget Transfer	5,221	5,400	6,700	6,700
162-513-586 Totals	<u>5,221</u>	<u>5,400</u>	<u>6,700</u>	<u>6,700</u>
164-513-586 Tax Collector				
59307 Budget Transfer	4,578	5,000	5,000	5,000
164-513-586 Totals	<u>4,578</u>	<u>5,000</u>	<u>5,000</u>	<u>5,000</u>
401-513-586 Tax Collector				
59307 Budget Transfer	27,210	27,319	28,139	28,983
401-513-586 Totals	<u>27,210</u>	<u>27,319</u>	<u>28,139</u>	<u>28,983</u>
Tax Collector Totals	<u>4,963,854</u>	<u>5,095,010</u>	<u>4,801,872</u>	<u>4,856,872</u>

**Leon County Government
Fiscal Year 2010 Budget**

Organizational Code / Account	FY 2008 Actual	FY 2009 Adopted	FY 2010 Budget	FY 2011 Projected
001-540-601 Court Administration				
51200 Regular Salaries And Wages	113,335	110,643	109,760	113,053
52100 Fica Taxes	8,383	8,357	8,672	8,924
52200 Retirement Contribution	10,806	10,761	11,416	11,748
52300 Life & Health Insurance	22,928	26,315	28,990	30,248
52400 Workers Compensation	470	418	340	351
54000 Travel & Per Diem	1,317	1,193	198	198
54100 Communications	0	4,130	3,938	3,938
54101 Communication - Phone System	0	7,817	1,845	1,845
54200 Postage	99	152	216	216
54400 Rentals And Leases	1,775	7,342	6,259	6,259
54700 Printing And Binding	0	246	246	246
55100 Office Supplies	428	400	650	650
55200 Operating Supplies	0	11,750	12,960	12,960
55401 Training	417	2,250	3,150	3,150
001-540-601 Totals	<u>159,958</u>	<u>191,774</u>	<u>188,640</u>	<u>193,786</u>
001-540-713 Court Information Systems				
54100 Communications	3,961	0	0	0
54101 Communication - Phone System	7,949	0	0	0
001-540-713 Totals	<u>11,910</u>	<u>0</u>	<u>0</u>	<u>0</u>
001-540-719 Court Operating				
54400 Rentals And Leases	6,081	0	0	0
55200 Operating Supplies	12,982	0	0	0
001-540-719 Totals	<u>19,063</u>	<u>0</u>	<u>0</u>	<u>0</u>
Court Administration Totals	<u>190,931</u>	<u>191,774</u>	<u>188,640</u>	<u>193,786</u>

**Leon County Government
Fiscal Year 2010 Budget**

Organizational Code / Account	FY 2008 Actual	FY 2009 Adopted	FY 2010 Budget	FY 2011 Projected
110-532-602 State Attorney				
51300 Other Salaries & Wages	0	37,000	37,000	37,000
54000 Travel & Per Diem	0	2,800	2,800	2,800
54100 Communications	0	5,880	5,680	5,680
54101 Communication - Phone System	0	23,720	23,600	23,600
54600 Repairs And Maintenance	0	2,000	2,000	2,000
54900 Other Current Charges & Obligations	0	14,751	14,751	14,751
55200 Operating Supplies	0	39,733	36,200	36,200
110-532-602 Totals	<u>0</u>	<u>125,884</u>	<u>122,031</u>	<u>122,031</u>
110-532-712 State Attorney				
54600 Repairs And Maintenance	2,020	0	0	0
110-532-712 Totals	<u>2,020</u>	<u>0</u>	<u>0</u>	<u>0</u>
110-532-713 State Attorney				
54100 Communications	5,180	0	0	0
54101 Communication - Phone System	20,515	0	0	0
110-532-713 Totals	<u>25,695</u>	<u>0</u>	<u>0</u>	<u>0</u>
110-532-719 State Attorney				
54000 Travel & Per Diem	904	0	0	0
54900 Other Current Charges & Obligations	18,982	0	0	0
55200 Operating Supplies	26,252	0	0	0
110-532-719 Totals	<u>46,138</u>	<u>0</u>	<u>0</u>	<u>0</u>
State Attorney Totals	<u>73,853</u>	<u>125,884</u>	<u>122,031</u>	<u>122,031</u>

**Leon County Government
Fiscal Year 2010 Budget**

Organizational Code / Account	FY 2008 Actual	FY 2009 Adopted	FY 2010 Budget	FY 2011 Projected
110-533-603 Public Defender				
51300 Other Salaries & Wages	0	37,000	37,000	37,000
53100 Professional Services	0	0	10,438	10,438
53500 Investigations	0	16,150	16,150	16,150
54100 Communications	0	8,640	12,240	12,240
54101 Communication - Phone System	0	29,130	21,500	21,500
54200 Postage	0	1,291	1,291	1,291
54400 Rentals And Leases	0	22,185	11,640	11,640
54900 Other Current Charges & Obligations	0	4,274	7,000	7,000
55100 Office Supplies	0	210	210	210
55200 Operating Supplies	0	25,895	22,556	22,556
110-533-603 Totals	<u>0</u>	<u>144,775</u>	<u>140,025</u>	<u>140,025</u>
110-533-713 Public Defender				
54100 Communications	4,678	0	0	0
54101 Communication - Phone System	23,050	0	0	0
110-533-713 Totals	<u>27,728</u>	<u>0</u>	<u>0</u>	<u>0</u>
110-533-719 Public Defender				
53500 Investigations	7,520	0	0	0
54400 Rentals And Leases	20,046	0	0	0
54900 Other Current Charges & Obligations	4,942	0	0	0
55200 Operating Supplies	15,559	0	0	0
55401 Training	280	0	0	0
56400 Machinery And Equipment	513	0	0	0
110-533-719 Totals	<u>48,862</u>	<u>0</u>	<u>0</u>	<u>0</u>
Public Defender Totals	<u>76,590</u>	<u>144,775</u>	<u>140,025</u>	<u>140,025</u>

**Leon County Government
Fiscal Year 2010 Budget**

Organizational Code / Account	FY 2008 Actual	FY 2009 Adopted	FY 2010 Budget	FY 2011 Projected
110-555-564 Legal Aid				
58224 Legal Services Of North Fl (801)	0	95,985	0	0
110-555-564 Totals	<u>0</u>	<u>95,985</u>	<u>0</u>	<u>0</u>
110-555-715 Legal Aid				
58224 Legal Services Of North Fl (801)	95,985	0	95,985	95,985
110-555-715 Totals	<u>95,985</u>	<u>0</u>	<u>95,985</u>	<u>95,985</u>
113-546-714 Court Admin Jud Prgs- Law Library				
56600 Books, Publications & Libr Material	17,129	0	0	0
113-546-714 Totals	<u>17,129</u>	<u>0</u>	<u>0</u>	<u>0</u>
114-586-662 Court Administration - Teen Court				
51200 Regular Salaries And Wages	87,993	117,115	121,983	125,642
51250 Regular OPS Salaries	3,066	0	0	0
52100 Fica Taxes	6,719	9,595	9,968	10,250
52200 Retirement Contribution	8,969	12,142	12,892	13,260
52300 Life & Health Insurance	37,286	39,922	33,753	35,430
52400 Workers Compensation	383	480	399	411
53400 Other Contractual Services	820	1,380	920	920
54000 Travel & Per Diem	342	300	300	300
54101 Communication - Phone System	-48	0	0	0
54200 Postage	367	740	392	392
54400 Rentals And Leases	2,710	1,767	1,934	1,934
54700 Printing And Binding	0	500	0	0
54900 Other Current Charges & Obligations	0	300	785	785
55100 Office Supplies	733	430	750	750
55200 Operating Supplies	2,505	2,217	3,531	3,531
55400 Publications, Subscriptions & Membe	200	200	200	200
55401 Training	1,199	1,030	1,785	1,785
114-586-662 Totals	<u>153,244</u>	<u>188,118</u>	<u>189,592</u>	<u>195,590</u>
117-509-569 Alternative Juvenile Programs				
51200 Regular Salaries And Wages	50,811	49,419	51,346	52,886
52100 Fica Taxes	3,800	3,781	3,928	4,046
52200 Retirement Contribution	5,005	4,868	5,171	5,326
52300 Life & Health Insurance	9,736	9,971	11,143	11,695
52400 Workers Compensation	215	189	154	159
54000 Travel & Per Diem	482	505	600	600
55100 Office Supplies	109	267	200	295
55401 Training	0	850	900	900
56400 Machinery And Equipment	1,272	0	0	0
58300 Other Grants & Aids	750	11,156	10,313	9,398
117-509-569 Totals	<u>72,180</u>	<u>81,006</u>	<u>83,755</u>	<u>85,305</u>
117-546-714 Law Library				
56600 Books, Publications & Libr Material	17,126	81,006	82,679	84,396
117-546-714 Totals	<u>17,126</u>	<u>81,006</u>	<u>82,679</u>	<u>84,396</u>

**Leon County Government
Fiscal Year 2010 Budget**

Organizational Code / Account	FY 2008 Actual	FY 2009 Adopted	FY 2010 Budget	FY 2011 Projected
117-548-601 Judicial Programs/Article V				
51200 Regular Salaries And Wages	0	105,210	0	0
52100 Fica Taxes	0	8,049	0	0
52200 Retirement Contribution	0	10,363	0	0
52300 Life & Health Insurance	0	14,595	0	0
52400 Workers Compensation	0	402	0	0
53400 Other Contractual Services	14,745	39,978	0	0
55200 Operating Supplies	759	5,066	0	0
117-548-601 Totals	<u>15,504</u>	<u>183,663</u>	<u>0</u>	<u>0</u>
117-548-662 Judicial Programs/Article V				
51200 Regular Salaries And Wages	22,403	0	92,227	94,994
52100 Fica Taxes	1,683	0	7,056	7,267
52200 Retirement Contribution	2,207	0	9,287	9,566
52300 Life & Health Insurance	2,442	0	19,534	20,506
52400 Workers Compensation	72	0	231	238
53400 Other Contractual Services	0	0	41,292	41,292
54000 Travel & Per Diem	0	0	5,635	5,635
55200 Operating Supplies	0	0	6,341	6,433
55401 Training	0	0	900	900
117-548-662 Totals	<u>28,807</u>	<u>0</u>	<u>182,503</u>	<u>186,831</u>
117-555-564 Legal Aid				
58224 Legal Services Of North Fl (801)	0	81,006	0	0
117-555-564 Totals	<u>0</u>	<u>81,006</u>	<u>0</u>	<u>0</u>
117-555-715 Legal Aid - Court				
58224 Legal Services Of North Fl (801)	80,515	0	82,679	82,679
117-555-715 Totals	<u>80,515</u>	<u>0</u>	<u>82,679</u>	<u>82,679</u>
Other Court-Related Programs Totals	<u>480,489</u>	<u>710,784</u>	<u>717,193</u>	<u>730,786</u>

**Leon County Government
Fiscal Year 2010 Budget**

Organizational Code / Account	FY 2008 Actual	FY 2009 Adopted	FY 2010 Budget	FY 2011 Projected
001-547-685 Guardian Ad Litem				
53400 Other Contractual Services	0	7,707	7,707	7,707
54100 Communications	0	4,944	4,944	4,944
54101 Communication - Phone System	0	3,610	2,425	2,425
54200 Postage	0	5,575	5,575	5,575
54500 Insurance	100	0	0	0
001-547-685 Totals	<u>100</u>	<u>21,836</u>	<u>20,651</u>	<u>20,651</u>
001-547-713 GAL Information Systems				
54100 Communications	3,071	0	0	0
54101 Communication - Phone System	3,727	0	0	0
001-547-713 Totals	<u>6,799</u>	<u>0</u>	<u>0</u>	<u>0</u>
001-547-719 GAL Operating				
53400 Other Contractual Services	3,596	0	0	0
54200 Postage	7,107	0	0	0
54900 Other Current Charges & Obligations	2,652	0	0	0
001-547-719 Totals	<u>13,355</u>	<u>0</u>	<u>0</u>	<u>0</u>
Guardian Ad Litem Totals	<u>20,254</u>	<u>21,836</u>	<u>20,651</u>	<u>20,651</u>

**Leon County Government
Fiscal Year 2010 Budget**

Organizational Code / Account	FY 2008 Actual	FY 2009 Adopted	FY 2010 Budget	FY 2011 Projected
140-838-522 Fire Services Payment				
53400 Other Contractual Services	4,833,953	5,039,613	0	0
140-838-522 Totals	<u>4,833,953</u>	<u>5,039,613</u>	<u>0</u>	<u>0</u>
140-843-522 Volunteer Fire Department				
54500 Insurance	0	40,838	0	0
54800 Promotional Activities	85,000	85,000	0	0
140-843-522 Totals	<u>85,000</u>	<u>125,838</u>	<u>0</u>	<u>0</u>
145-838-522 Fire Services Payment				
53400 Other Contractual Services	0	0	6,311,232	6,294,957
145-838-522 Totals	<u>0</u>	<u>0</u>	<u>6,311,232</u>	<u>6,294,957</u>
145-843-522 Volunteer Fire Department				
54800 Promotional Activities	0	0	542,515	558,790
145-843-522 Totals	<u>0</u>	<u>0</u>	<u>542,515</u>	<u>558,790</u>
Fire Control Totals	<u>4,918,953</u>	<u>5,165,451</u>	<u>6,853,747</u>	<u>6,853,747</u>

**Leon County Government
Fiscal Year 2010 Budget**

Organizational Code / Account	FY 2008 Actual	FY 2009 Adopted	FY 2010 Budget	FY 2011 Projected
001-278-551 Summer Youth Employment				
51300 Other Salaries & Wages	56,985	64,542	64,542	64,542
52100 Fica Taxes	4,359	4,938	4,938	4,938
52400 Workers Compensation	217	287	287	287
53100 Professional Services	2,356	2,356	2,356	2,356
54200 Postage	100	100	100	100
54700 Printing And Binding	358	500	500	500
55200 Operating Supplies	764	1,220	1,220	1,220
001-278-551 Totals	<u>65,140</u>	<u>73,943</u>	<u>73,943</u>	<u>73,943</u>
001-379-572 Youth Sports Teams				
58320 Sponsorships & Contributions	4,500	4,750	4,750	4,750
001-379-572 Totals	<u>4,500</u>	<u>4,750</u>	<u>4,750</u>	<u>4,750</u>
001-820-519 Non-Operating General Fund				
52500 Unemployment Compensation	21,637	50,000	50,000	50,000
53100 Professional Services	138,302	203,000	203,000	203,000
53102 Mental Health & Alcohol	6,433	15,000	15,000	15,000
53160 Bank Service Charges	67,928	90,177	92,882	95,668
53200 Accounting And Auditing	216,268	200,000	200,000	200,000
54000 Travel & Per Diem	0	5,000	5,000	5,000
54400 Rentals And Leases	20,904	18,600	18,600	18,600
54700 Printing And Binding	8,347	18,000	18,000	18,000
54900 Other Current Charges & Obligations	107,230	86,241	86,494	86,753
54908 Other Current Charges & Obligations	21,975	30,000	30,000	30,000
55100 Office Supplies	278	0	0	0
55200 Operating Supplies	1,110	0	0	0
55400 Publications, Subscriptions & Membe	41,377	42,472	43,191	43,925
58200 Aids To Private Organizations	4,000	4,000	4,000	4,000
001-820-519 Totals	<u>655,789</u>	<u>762,490</u>	<u>766,167</u>	<u>769,946</u>
001-831-513 Tax Deed Applications				
54900 Other Current Charges & Obligations	4,400	22,500	22,500	22,500
001-831-513 Totals	<u>4,400</u>	<u>22,500</u>	<u>22,500</u>	<u>22,500</u>
001-972-559 CRA-Payment				
54900 Other Current Charges & Obligations	2,022,618	2,514,545	1,834,193	1,928,777
001-972-559 Totals	<u>2,022,618</u>	<u>2,514,545</u>	<u>1,834,193</u>	<u>1,928,777</u>
106-978-541 Public Works Admin Chargebacks				
54980 Reimb Of Admin Costs	-1,163,107	-850,000	-850,000	-850,000
106-978-541 Totals	<u>-1,163,107</u>	<u>-850,000</u>	<u>-850,000</u>	<u>-850,000</u>
110-508-569 Diversionary Programs				
53400 Other Contractual Services	0	100,000	100,000	100,000
110-508-569 Totals	<u>0</u>	<u>100,000</u>	<u>100,000</u>	<u>100,000</u>
110-620-689 Juvenile Detention Payment - State				
58100 Aids To Government Agencies	1,940,354	2,143,239	1,500,000	1,568,071
110-620-689 Totals	<u>1,940,354</u>	<u>2,143,239</u>	<u>1,500,000</u>	<u>1,568,071</u>
116-800-562 Drug Abuse				
53400 Other Contractual Services	100,211	60,849	51,159	52,369
116-800-562 Totals	<u>100,211</u>	<u>60,849</u>	<u>51,159</u>	<u>52,369</u>

**Leon County Government
Fiscal Year 2010 Budget**

Organizational Code / Account	FY 2008 Actual	FY 2009 Adopted	FY 2010 Budget	FY 2011 Projected
116-810-562 Misdemeanor Drug Court				
53400 Other Contractual Services	47,465	32,500	32,500	32,500
116-810-562 Totals	<u>47,465</u>	<u>32,500</u>	<u>32,500</u>	<u>32,500</u>
125-991-595 Grant Match Funds				
54900 Other Current Charges & Obligations	0	90,000	90,000	90,000
125-991-595 Totals	<u>0</u>	<u>90,000</u>	<u>90,000</u>	<u>90,000</u>
131-529-519 800 Mhz System Maintenance				
54900 Other Current Charges & Obligations	0	0	383,515	387,315
131-529-519 Totals	<u>0</u>	<u>0</u>	<u>383,515</u>	<u>387,315</u>
140-838-562 Payment to City-Animal Shelter CIP				
53400 Other Contractual Services	367,544	63,625	0	0
140-838-562 Totals	<u>367,544</u>	<u>63,625</u>	<u>0</u>	<u>0</u>
140-838-572 Payment to City- Parks & Recreation				
53400 Other Contractual Services	875,700	950,134	990,515	1,032,612
140-838-572 Totals	<u>875,700</u>	<u>950,134</u>	<u>990,515</u>	<u>1,032,612</u>
164-838-535 Sewer Services Killearn Lakes Units I and II				
58100 Aids To Government Agencies	237,280	237,280	237,280	237,280
164-838-535 Totals	<u>237,280</u>	<u>237,280</u>	<u>237,280</u>	<u>237,280</u>
331-529-519 800 Mhz System Maintenance				
54900 Other Current Charges & Obligations	242,393	474,551	0	0
331-529-519 Totals	<u>242,393</u>	<u>474,551</u>	<u>0</u>	<u>0</u>
420-496-590 Amtrak				
53400 Other Contractual Services	0	22,899	23,747	23,622
420-496-590 Totals	<u>0</u>	<u>22,899</u>	<u>23,747</u>	<u>23,622</u>
Other Non-Operating Totals	<u>5,400,288</u>	<u>6,703,305</u>	<u>5,260,269</u>	<u>5,473,685</u>

**Leon County Government
Fiscal Year 2010 Budget**

Organizational Code / Account	FY 2008 Actual	FY 2009 Adopted	FY 2010 Budget	FY 2011 Projected
501-821-596 Workers Comp Risk Management				
54502 A D & D Law Enforcement	19,498	19,500	21,000	21,630
54503 Public Official Liability	490,477	500,000	381,000	392,430
54504 Bonds	3,234	3,500	4,500	4,635
54505 Vehicle Coverage	91,330	90,000	102,000	102,000
54506 Property Insurance	1,471,337	1,400,000	830,000	854,900
54507 Aviation Insurance	30,151	32,914	24,000	24,720
54508 VFD - G/L Property, Equipment	23,690	28,450	27,000	27,810
54509 Excess Deposit Premium	439,624	450,000	327,000	336,810
54510 Service Fee	54,320	59,895	60,000	61,800
54513 State Assessment	100,748	140,000	116,000	119,480
54514 Workers Comp Claims	1,625,474	1,500,000	1,500,000	1,521,712
54515 At Fault Vehicle Repair Claims	44,106	184,441	185,000	185,000
54516 General Liability Claims	81,662	175,000	175,000	178,500
54600 Repairs And Maintenance	33,734	75,000	75,000	76,500
54900 Other Current Charges & Obligations	492,012	0	0	0
55200 Operating Supplies	6	0	0	0
501-821-596 Totals	<u>5,001,404</u>	<u>4,658,700</u>	<u>3,827,500</u>	<u>3,907,927</u>
Risk Financing & Workers Comp Totals	<u>5,001,404</u>	<u>4,658,700</u>	<u>3,827,500</u>	<u>3,907,927</u>

**Leon County Government
Fiscal Year 2010 Budget**

Organizational Code / Account	FY 2008 Actual	FY 2009 Adopted	FY 2010 Budget	FY 2011 Projected
001-470-519 MIS Automation - General Fund				
54110 Com-net Communications	198,970	203,826	186,600	186,600
001-470-519 Totals	<u>198,970</u>	<u>203,826</u>	<u>186,600</u>	<u>186,600</u>
106-470-541 MIS Automation - Transportation Trust				
54110 Com-net Communications	13,946	14,903	8,500	8,500
106-470-541 Totals	<u>13,946</u>	<u>14,903</u>	<u>8,500</u>	<u>8,500</u>
110-470-602 MIS Automation - State Attorney				
54110 Com-net Communications	15,736	18,928	14,400	14,400
110-470-602 Totals	<u>15,736</u>	<u>18,928</u>	<u>14,400</u>	<u>14,400</u>
110-470-603 MIS Automation - Public Defender				
54110 Com-net Communications	15,259	19,766	15,450	15,450
110-470-603 Totals	<u>15,259</u>	<u>19,766</u>	<u>15,450</u>	<u>15,450</u>
111-470-523 MIS Automation - Probation Services				
54110 Com-net Communications	4,247	5,166	3,985	3,985
111-470-523 Totals	<u>4,247</u>	<u>5,166</u>	<u>3,985</u>	<u>3,985</u>
120-470-524 MIS Automation - Building Inspection				
54110 Com-net Communications	3,160	3,169	2,065	2,065
120-470-524 Totals	<u>3,160</u>	<u>3,169</u>	<u>2,065</u>	<u>2,065</u>
121-470-537 MIS Automation - Growth Management				
54110 Com-net Communications	13,569	17,523	10,200	10,200
121-470-537 Totals	<u>13,569</u>	<u>17,523</u>	<u>10,200</u>	<u>10,200</u>
135-470-526 MIS Automation - EMS Fund				
54110 Com-net Communications	6,145	9,880	9,500	9,500
135-470-526 Totals	<u>6,145</u>	<u>9,880</u>	<u>9,500</u>	<u>9,500</u>
140-470-520 MIS Automation - Animal Control				
54110 Com-net Communications	0	0	1,510	1,510
140-470-520 Totals	<u>0</u>	<u>0</u>	<u>1,510</u>	<u>1,510</u>
140-470-562 MIS Automation - General Fund				
54110 Com-net Communications	1,868	1,958	0	0
140-470-562 Totals	<u>1,868</u>	<u>1,958</u>	<u>0</u>	<u>0</u>
140-470-572 MIS Automation - Parks and Recreation				
54110 Com-net Communications	834	1,985	1,530	1,530
140-470-572 Totals	<u>834</u>	<u>1,985</u>	<u>1,530</u>	<u>1,530</u>
160-470-552 MIS Automation - Tourist Development				
54110 Com-net Communications	9,763	10,712	10,200	10,200
160-470-552 Totals	<u>9,763</u>	<u>10,712</u>	<u>10,200</u>	<u>10,200</u>
401-470-534 MIS Automation - Solid Waste Fund				
54110 Com-net Communications	15,099	15,600	16,755	16,755
401-470-534 Totals	<u>15,099</u>	<u>15,600</u>	<u>16,755</u>	<u>16,755</u>

**Leon County Government
Fiscal Year 2010 Budget**

Organizational Code / Account	FY 2008 Actual	FY 2009 Adopted	FY 2010 Budget	FY 2011 Projected
502-900-590 Communications Trust				
54100 Communications	304,835	265,440	237,785	237,785
54101 Communication - Phone System	-46,850	0	0	0
54110 Com-net Communications	382,458	459,481	388,910	388,910
502-900-590 Totals	<u>640,442</u>	<u>724,921</u>	<u>626,695</u>	<u>626,695</u>
502-900-713 Communications Trust				
54101 Communication - Phone System	46,850	0	0	0
502-900-713 Totals	<u>46,850</u>	<u>0</u>	<u>0</u>	<u>0</u>
505-470-519 MIS Automation - Motor Pool Fund				
54110 Com-net Communications	715	794	615	615
505-470-519 Totals	<u>715</u>	<u>794</u>	<u>615</u>	<u>615</u>
Communications Totals	<u>986,603</u>	<u>1,049,131</u>	<u>908,005</u>	<u>908,005</u>

Funding of the Clerk of Courts Budget

The following is supplemental information concerning the Clerk of the Circuit Court's total budget. The total budget for the Clerks Office is \$9.4 million of which the County provides \$2 million (\$1.6 for Financial Services and \$0.4million for required Article V expenses) or 21% of the total Clerk funding. The remaining funding is derived from appropriations of fee revenue from the State, and other fee revenue.

The Clerk of Courts Budget is made up of five funds. The five funds are the Courts Fund (Fund 104), the Non-Courts Fund (General Fund-Fund 003) and three Trust Funds (Funds 102,103, and 119) that were established by the legislature.

The Courts Fund supports all the court activities and is supported by an appropriation from the State of Florida from the Clerks' Trust Fund and from Title IVD Federal Reimbursement for Child Support. This fund is budgeted for 9 months in FY 10, as it will be transitioned into the State of Florida fiscal year with the FY 11 Budget.

The Non-Courts Fund supports Administration, Human Resources, Official Records, Audits and Finance Administration. It is primarily supported by funding from the Board of County Commissioners, Official Records revenue and the Courts. The Board's revenue supports the finance operations for the Board and those expenses required to be funded under Article V, infrastructure and communications. The Courts revenue supports those expenditures like Administration, Human Resources, and Finance that support the court operations.

Of the three trust funds, the first two trust funds (Funds 119 & 103) were established for Records Modernization for specific types of expenditures. The funding for each of these trust funds comes from a specific designation of a portion Official Records revenue. The enabling legislation established which expenditures could be paid from each trust fund. The third trust fund was established in this legislative session (2009) to support Clerk activities and is funded by 10% of the fines that are collected by the Clerk.

The following describes the three schedules that are used to give a brief overview of the Clerk of Courts Budget.

By Division

The first schedule shows the number of employees and costs for each division in the Clerk of Courts operation. As presented by the name of the division and the organization number, the number of full time equivalent employees (FTE) and the associated costs are broken down by division for salaries (costs are shown for salaries and benefits), operating costs, capital, and other. Other costs are shown as being in Trust Fund III. This Trust Fund (10% of all fines collected by the Clerk) was created in the last legislative session and can be spent for any need in the Clerk's operation. It was not appropriated in the expenditure categories (salaries, operating, and capital) and the budget would be amended to one of those categories before it is spent. As shown in the schedule, the total amount of revenue used by the Clerk's operation is \$9.4 million. This schedule shows the actual dollars coming into the Clerk's operation and does not include the indirect costs that are shown in the appropriated budget. In the appropriated budget, revenues are shown in one fund as revenue and transferred (by appropriation) to another fund. The second fund uses that transfer (shown as a revenue) to support expenditures that support the fund that transferred the funding. As an example, the Courts Fund collects revenues, and transfers them to the Non-Courts Fund for services provided the Courts. These services include Administration, Human Resources, Archives, Auditing and Finance.

Expenditure Budget Worksheet

The second worksheet is an attempt to show how total appropriated expenditures for the Clerk of Courts Budget were built for FY10. The first column shows the FY09 Budget, including all adjustments and amendments that have occurred during the year. This is the starting point for the FY10 budget process. The second column adjusts this starting point by reviewing the 9 month actual expenditures, and adjusting the budget for actual expenditures and changes that have occurred. Each division uses this adjusted budget as a starting point for their budget preparation for the new budget year. The divisions submit their budget proposals to the Senior Management Team (SMT) for consideration. The SMT reviews the budget at this point and makes further increases or decreases by adjusting the budget in column three. The SMT makes the final decisions on the submitted requests in column 4. The total requested appropriated budget is shown as column 5, Total Requested. For FY10, the total requested and approved by the SMT is \$10.5 million. The other columns break down the expenditures by the funds that house the expenditures. Fund 003 is the Non-court Fund, and the Fund is shown in 3 columns (the Chapter 29 expenditures required to be funded by the Board of County Commissioners, the Finance Department, and all other expenditures in that fund). Fund 104 is the Courts Fund and is shown as a 9 months budget in FY 10 (October 1, 2009- June 30, 2010). This is a transition year required by the legislation approved during the 2009 session. Future Courts Budgets will be on a State fiscal year, July 1 – June 30.

The last three columns show the three trust funds that were described earlier. Trust Funds I and II (TF I and TF II) are established by earlier legislation for specific types of expenditures for Records Modernization. Trust Fund III (TF III) was established in this legislative session (2009) for any required expenditures by the Clerk.

Revenue Detail Worksheet

The third schedule attempts to show the funding for each fund. The first three columns break down the funding for the Non-Courts Fund and then the total for the fund is shown in column four. The other columns show the revenues for the other funds and the totals for all of the Clerk's operation. Again, the Courts Fund is only a 9 month budget as it transitions into the state fiscal year.

Supplemental Clerk of the Circuit Court Information Fiscal Year 2010 Budget

Expenditure Budget Worksheet

DIVISION		Grand Total of all Expenditures												
Object Code	Account Description	FTE: 169.73											Total (1)	
		Current Adjusted	Nine Months Adj	SMT ADJ	Requested Increase/	Total Requested	Fund 003 Other	Fund 003 Ch 29	Fund 003 Finance	Fund 104 Courts	Fund 102 TF III	Fund 119 TF I		Fund 103 TF II
PERSONNEL														
511000	Executive Salaries	134,211	0	0	0	134,211	134,211	0	0	0	0	0	0	134,211
512000	Regular Salaries and Wages	5,558,846	(49,984)	(49,078)	(18,323)	5,441,461	1,085,339	57,075	1,215,330	2,648,536	0	0	435,181	5,441,461
513000	Other Salaries and Wages	93,725	0	0	0	93,725	87,046	0	6,679	0	0	0	0	93,725
514000	Overtime	47,270	0	(162)	0	47,108	12,467	0	7,855	26,043	0	0	743	47,108
515000	Pay out for Drop/Retirement	0	0	0	0	0	0	0	0	0	0	0	0	0
516000	Health Insurance Opt Out	57,600	(900)	0	0	56,700	7,970	0	10,800	35,100	0	0	2,830	56,700
521000	FICA	435,613	(3,824)	(3,755)	(1,382)	426,652	93,388	4,386	92,973	202,614	0	0	33,291	426,652
522000	Retirement Contributions	584,508	(3,875)	(10,557)	1,313	571,389	127,768	6,065	128,139	262,344	0	0	47,073	571,389
523000	Life & Health Insurance	1,244,835	(6,692)	(4,319)	(16,261)	1,217,563	264,953	12,494	238,730	630,336	0	0	71,050	1,217,563
524000	Worker's Compensation	22,811	(200)	(197)	158	22,572	4,893	230	5,106	10,597	0	0	1,746	22,572
525000	Unemployment Compensation	46,011	(4,243)	0	0	41,768	60	0	820	40,888	0	0	0	41,768
526000	Class C Travel	43	0	0	0	43	0	0	43	0	0	0	0	43
599115	Reserve for Salary Increases	22,089	0	0	(22,089)	0	0	0	0	0	0	0	0	0
Total Personnel Expenditures		8,247,562	(69,718)	(68,068)	(56,584)	8,053,192	1,818,095	80,250	1,706,475	3,856,458	0	0	591,914	8,053,192
OPERATING														
531000	Professional Services	115,369	(73)	0	(18,154)	97,142	56,558	4,200	15,000	1,384	0	20,000	0	97,142
531100	Professional Services for SDU	13,310	0	0	0	13,310	13,310	0	0	0	0	0	0	13,310
534000	Other Contractual Services	45,611	0	0	0	45,611	547	33,920	800	169	0	10,000	175	45,611
534100	Jury Payrolls	61,220	0	0	0	61,220	0	0	0	61,220	0	0	0	61,220
540000	Travel and Per Diem	65,618	(1,172)	0	(10,851)	53,595	31,152	0	15,000	7,070	0	0	373	53,595
540100	Jury Meals and Lodging	920	0	0	0	920	0	0	0	920	0	0	0	920
541100	Communications	111,939	0	(918)	(1,131)	109,890	23,469	83,272	3,149	0	0	0	0	109,890
541200	Postage	76,400	0	0	818	77,218	9,401	0	8,500	59,302	0	0	15	77,218
543000	Utility Services	1,944	0	0	0	1,944	0	1,944	0	0	0	0	0	1,944
544000	Rentals and Leases	136,391	(265)	(500)	(10,750)	124,876	38,741	65,004	3,000	12,308	0	0	5,823	124,876
544100	Rentals for Parking	59,346	0	0	(26,024)	33,322	13,224	13,498	6,600	0	0	0	0	33,322
545000	Insurance	4,062	0	0	0	4,062	4,062	0	0	0	0	0	0	4,062
546000	Repair and Maintenance Services	161,816	(187)	0	409	162,038	23,194	104,994	2,000	16,397	0	10,000	5,453	162,038
547000	Printing and Binding	42,533	0	0	(892)	41,641	3,173	0	5,500	32,958	0	0	10	41,641
549100	Other Current Charges Settlement	386	0	0	0	386	0	0	382	4	0	0	0	386
549200	Other Current Chgs Cash Shortage	101	0	0	0	101	100	0	0	1	0	0	0	101
551000	Office Supplies	565	0	0	0	565	0	0	565	0	0	0	0	565
552000	Operating Supplies	236,609	(643)	0	(12,478)	223,488	40,165	0	25,000	56,573	0	100,000	1,750	223,488
554100	Books and Publications	31,652	0	0	(1,700)	29,952	26,401	0	3,500	0	0	0	51	29,952
554200	Training	129,656	0	(3,500)	(1,400)	124,756	26,241	18,000	12,500	1,388	0	56,390	10,237	124,756
Total Operating Expenditures		1,295,448	(2,340)	(4,918)	(82,153)	1,206,037	309,738	324,832	101,496	249,694	0	196,390	23,887	1,206,037
INDIRECT COSTS														
549000	Other Current Charges	88,757	0	0	990,142	1,078,899	0	0	62,890	1,016,009	0	0	0	1,078,899
Total Indirect Costs		88,757	0	0	990,142	1,078,899	0	0	62,890	1,016,009	0	0	0	1,078,899
CAPITAL														
562000	Buildings	0	0	0	0	0	0	0	0	0	0	0	0	0
564000	Machinery and Equipment	0	0	0	16,000	16,000	1,000	0	15,000	0	0	0	0	16,000
Total Capital		0	0	0	16,000	16,000	1,000	0	15,000	0	0	0	0	16,000
OTHER														
587200	Transfer Out CCOC	0	0	0	0	0	0	0	0	0	0	0	0	0
591000	Transfer Out BOCC	0	0	0	0	0	0	0	0	0	0	0	0	0
599000	Other Uses	0	0	0	157,000	157,000	0	0	0	0	157,000	0	0	157,000
Total Reserve		0	0	0	157,000	157,000	0	0	0	0	157,000	0	0	157,000
Grand Total:		9,631,767	(72,058)	(72,986)	1,024,405	10,511,128	2,128,833	405,082	1,885,861	5,122,161	157,000	196,390	615,801	10,511,128

(1) The total appropriation includes \$1,078,899 of indirect costs. Additionally court costs are budgeted for only 9 months. The Courts are transitioning to a state fiscal year, so that this year is only budgeted from October 1, 2009 to June 30, 2010.

**Supplemental Clerk of the Circuit Court Information
Fiscal Year 2010 Budget**

REVENUE DETAIL WORKSHEET

General

DIVISION: Grand Total

Org Code	Org Description	AccountNumber	Fund 003 Other	Fund 003 Ch 29	Fund 003 Finance	(Nine Months Only)					TF Total	Total (1)
						Fund 003 Total	Fund 104 Total	Fund 119 TF I	Fund 102 TF III	Fund 103 TF II		
BOCC	General - Audits	003-000000-386000-000	100,150.00			100,150	0	0	0	0	0	100,150
BOCC	General - Chapter 29	003-000000-386000-000		405,082.00		405,082	0	0	0	0	0	405,082
BOCC	General - Finance	003-000000-386000-000			1,365,463.00	1,365,463	0	0	0	0	0	1,365,463
BOCC	General - Health Insurance Increase:	003-000000-386000-000			165,000.00	165,000	0	0	0	0	0	165,000
399900	Appropriations- Fund Balance	XXX-000000-399900-000				0	0	69,752	0	303,787	373,539	373,539
004	Courts Fund	003-000000-341260-000	728,808.00			728,808	0	0	0	0	0	728,808
004	Courts Fund - Finance Portion	003-000000-341260-000			287,201.00	287,201	0	0	0	0	0	287,201
003	Finance	003-000000-341240-000	62,890.00			62,890	0	0	0	0	0	62,890
Total Revenues for Indirect Charges			891,848.00	405,082.00	1,817,664.00	3,114,594	0	69,752	0	303,787	373,539	3,488,133
Revenue	State Appropriation		0.00	0.00	0.00	0	4,811,000	0	0	0	0	4,811,000
Revenue	Other Revenue		1,305,182.00	0.00	0.00	1,305,182	311,161	126,638	157,000	312,015	595,653	2,211,996
Grand Total			2,197,030.00	405,082.00	1,817,664.00	4,419,776	5,122,161	196,390	157,000	615,801	969,191	10,511,128
Expenditures			2,128,833.00	405,082.00	1,885,861.00	4,419,776	5,122,161	196,390	157,000	615,801	969,191	10,511,128
Excess			68,197.00	0.00	(68,197.00)	0	0	0	0	0	0	0

(1) The appropriations include \$1,078,899 of indirect costs. Additionally, Court operations are budgeted for 9 months only. The Courts are transitioning to a state fiscal year, so they are budgeted from October 1, 2009 to June 30, 2010.



Quick Reference Guide

If you have this question	Refer to Tab(s)	Page (s)
		1
What is the total tentative budget?	Administrator's Budget Message Budget Summary & Analysis / Budget Overview	3
	Administrator's Budget Message	1
What is the County's millage rate?	Budget by Fund	5
What is the County's budget process timeline?	Reader's Guide	1
How to read budget forms?	Reader's Guide	3-6
What are the Goals of Leon County?	Budget Summary & Analysis / Budget Overview	15
Where the money comes from and where the money goes?	Budget Summary & Analysis / Revenues v. Expenditures	43
Where can I find Discretionary Line Item Funding Agencies?	Non-Operating	4
	Preamble	3
Where can I find Leon County population?	Budget Summary/Analysis: Community Economic Profile	18
	Appendix	53
Where are the County's financial policies?	Appendix	9
	Budget Message	2
Where can I learn about the capital budget?	Budget Summary/Analysis: Overview	4-14
	Budget Summary/Analysis: Expenditures v. Revenues	43
	CIP	1 -129
What are the Goals of Leon County?	Budget Summary/Analysis: Overview	13

